


PENNIES FOR CHARITY
WHERE YOUR MONEY GOES

**TELEMARKETING BY
PROFESSIONAL FUNDRAISERS**



**CHARITIES BUREAU
OFFICE OF THE ATTORNEY GENERAL**

**ERIC T. SCHNEIDERMAN
ATTORNEY GENERAL
DECEMBER 2011**

PENNIES FOR CHARITY 2011

Last year donors contributed a quarter of a billion dollars to charities through telemarketing campaigns conducted in New York. Despite lingering economic woes that have strained their bank accounts, New Yorkers have helped keep food pantries stocked, the elderly cared for, children educated, and arts programs continuing. Yet what many donors may not realize is that only a fraction of the funds raised through telemarketing is typically kept by the charities. Most of their donations are instead used to compensate the for-profit fundraising company raising funds and to pay for other fundraising expenses.

Pennies for Charity, the Attorney General's annual report of telemarketing campaigns in New York, uses information from the telemarketers' own reports to show donors how much of their contributions actually supports charitable programs. It is intended as a tool to help donors decide which charities to support. Charities may also use the report to evaluate the qualifications and past performance of a particular telemarketer.

This report is based on financial reports filed by professional fundraisers for telemarketing campaigns conducted during 2010.

FINDINGS

A total of over \$249 million was raised on behalf of 411 charities in 2010 by the 564 telemarketing campaigns covered in this report. This amount includes funds raised in New York and other states during fundraising campaigns conducted by telemarketers registered to solicit charitable contributions in New York.

Key findings include:

- In 77 percent, or 435 of the 564 campaigns, the charities kept less than 50 percent of the funds raised.
- In 263, or 47% of the 564 campaigns, the charities retained less than 30 percent of the funds raised.
- In 61 of the 564 campaigns reflected in the report, charities actually lost money.
- In only 46 of the 564 campaigns did the charity retain at least 65 percent of the money raised, the amount deemed acceptable under the Better Business Bureau's standards for charitable organizations.
- In total, 63 percent, or \$157 million, of the funds raised by 81 telemarketers in 2010 was paid to fundraisers for fees and/or used to cover the costs of conducting the campaigns. By comparison, charities retained 37 percent, or \$92 million, of the total funds raised in the campaigns.

PERCENTAGE OF FUNDS RETAINED BY CHARITY

Percent to Charity	Number of Campaigns	Percent of Campaigns	Gross Amount Raised	Percent of Total Funds Raised	Net Amount Received	Percent of Total Net Amount
90-100+%*	5	0.89%	\$3,393,281.29	1.36%	\$3,127,159.03	3.40%
80-89%	6	1.06%	\$3,713,467.40	1.49%	\$3,307,014.71	3.59%
70-79%	19	3.37%	\$18,349,964.67	7.37%	\$13,858,420.48	15.06%
60-69%	38	6.74%	\$23,363,378.74	9.38%	\$14,896,878.46	16.19%
50-59%	61	10.82%	\$19,297,672.08	7.75%	\$10,628,073.95	11.55%
40-49%	68	12.06%	\$49,481,542.50	19.87%	\$22,157,647.03	24.08%
30-39%	104	18.44%	\$50,436,443.17	20.25%	\$17,195,577.14	18.69%
20-29%	80	14.18%	\$23,999,043.57	9.63%	\$5,183,883.51	5.63%
10-19%	87	15.43%	\$33,611,391.97	13.49%	\$4,727,259.61	5.14%
0 - 9%	35	6.21%	\$14,715,797.64	5.91%	\$575,637.85	0.63%
Below 0*	61	10.82%	\$8,726,666.09	3.50%	-\$3,652,688.74	-3.97%
TOTAL	564	100.00%	\$249,088,649.12	100.00%	\$92,004,863.03	100.00%

* In 61 telemarketing campaigns, the campaign apparently resulted in a loss to the charity. This can occur when the fundraising contract does not guarantee the charity a specific dollar amount or specific percentage of the gross receipts or when the contract does not hold the charity harmless for expenses/fees that exceed the gross amount contributed.

HOW THIS REPORT WAS PREPARED

The data in this report was obtained from financial reports filed with the Attorney General's Charities Bureau by professional fundraisers that conducted telemarketing campaigns on behalf of charitable organizations during 2010.¹ The filings are either closing reports submitted after completion of a telemarketing campaign or interim reports submitted annually for campaigns conducted for a period longer than one year.² Each filed report is signed by both the professional fundraiser and the contracting charitable organization. All of the charities listed in the report conducted telemarketing fundraising campaigns in New York State.³ The figures reported reflect the total amount of money solicited and are not limited to New Yorkers' contributions.

¹ Registration of professional fundraisers is required by Article 7-A of New York State's Executive Law. Registration should not be construed as approval and/or endorsement by the Attorney General of any professional fundraiser or the accuracy and/or completeness of the information contained in any filed financial report.

² Readers should be aware that the final figures and ratios may change when a campaign has been completed and all income and expenses are reported.

³ Information for an additional 36 telemarketing campaigns conducted during 2010 had not been submitted prior to the preparation date of this report.

The report consists of seven tables:

- **Table 1** lists the charitable organizations in alphabetical order, the professional fundraisers that conducted each organization's telemarketing campaign, the geographical location of each soliciting charity, whether the filing is an interim or closing report, the total amount raised in each campaign, the amount each charity retained, the amount of uncollected pledges and the percentage of the total raised that each charity retained.
- **Tables 2, 3 and 4** contain the same information as Table 1, but are organized differently. Table 2 lists the professional fundraisers first, in alphabetical order. Table 3 arranges the information in descending order by the percentage of the total amount raised that was retained by the charitable organizations. Table 4 arranges the information according to geographical location of the charitable organizations.⁴
- **Table 5** presents, in descending order, the amount raised by each charity in all of its 2010 campaigns, expressed as a percentage of the total amount raised.
- **Table 6** aggregates the total amount that each professional fundraiser raised in its campaigns in 2010 and the total amount that was retained by its client charities. The table presents the percentage retained by the charity in descending order, starting with the fundraiser whose client charities retained the largest percentage of funds.
- **Table 7** contains contact information for the professional fundraisers, as provided by them to the Charities Bureau.

Uncollected pledges to a charity are not reported as part of the total amount raised, but are reported in a separate column in each table.⁵ Non-monetary contributions are not covered in this report.

⁴ The areas included in each of the eight geographical areas are described below the graph labeled "Locations of Charities Conducting 2010 Telemarketing Campaigns."

⁵ An uncollected pledge is a promised contribution that the charity has not received by the date of filing of a professional fundraiser's financial report. The charity may never receive uncollected pledges. In some campaigns, a donor may agree to pay a specified amount over a period of months or years. Reports of such campaigns will often show a large amount in the "Uncollected Pledges" column and small amounts in the "Net To Charity" and "% To Charity" columns. In each table, a \$0.00 in the Uncollected Pledges column indicates that there were no uncollected pledges reported on the respective financial report or that there were no uncollected outstanding pledges as of the date on which the fundraiser filed the report.

TIPS BEFORE GIVING

If you receive a call from a telemarketer, do not feel pressured to give over the phone. You can just say no! If you choose not to hang up, you should ask the caller:

- What programs are conducted by the charity?
- How much of your donation will be used for charitable programs?
- How much is the telemarketer being paid and how much is the charity guaranteed?

Also, remember:

- Only give to charities with which you are familiar.
- Do not give a credit card number to an unknown caller.
- Screen calls if you wish to avoid answering calls from telemarketers.
- If you receive a call from a telemarketer or directly from a charity, you may ask be placed on a do-not-call list of a specific charity.

You should also review a charitable organization's annual reports and any information received directly from the organization before donating. Annual reports for registered charities may be obtained from the organizations or the Charities Bureau.⁶ Filings received by the Charities Bureau since November 15, 2006 are posted at <http://www.charitiesnys.com>. You should also review the Attorney General's *Tips on Charitable Giving*, which is available at http://www.ag.ny.gov/publications/2011/Publications/Tips_on_Charitable_Giving_brochure_2011.pdf.

A REMINDER FOR CHARITIES

A charitable organization should remember that its most valuable asset is its name. An organization should not jeopardize its reputation by permitting a telemarketer to speak on its behalf without carefully reviewing how the campaign will be conducted and then monitoring the telemarketer's activities. In addition, before engaging a telemarketer, a charitable organization should:

- Review this report and previous *Pennies for Charities* reports;
- Obtain bids from several fundraisers to maximize funds for charitable programs; and
- Explore other means of raising funds that may be more lucrative.


Charitable organizations are also encouraged to read the Charities Bureau's pamphlet, *Hiring a Professional Fundraiser: What Charities Need to Know* which is posted at <http://www.charitiesnys.com/pdfs/Hiring%20a%20Professional%20Fundraiser.pdf> Also, an online tutorial is available at http://www.charitiesnys.com/charities_videos_new.html.

⁶ A copy of a registered charity's most recently filed financial report may be obtained by writing to Charities Bureau, Office of the Attorney General, Attention FOIL Section, 120 Broadway, 3rd Floor, New York, New York 10271 or by sending an email request to charities.foil@ag.ny.gov.

Results of Telemarketing Campaigns in 2010

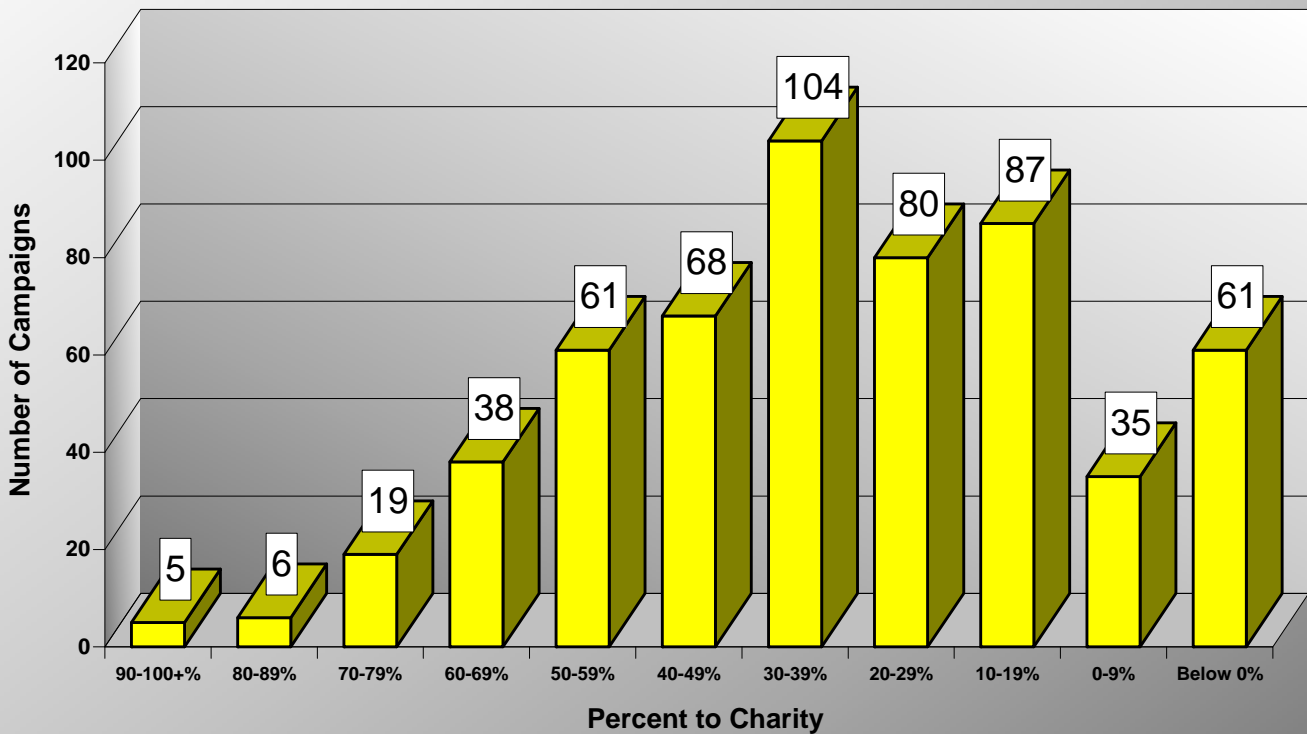
Total Raised: \$249.1 Million

Amount
Retained By
Charity
\$92,004,863
36.94%

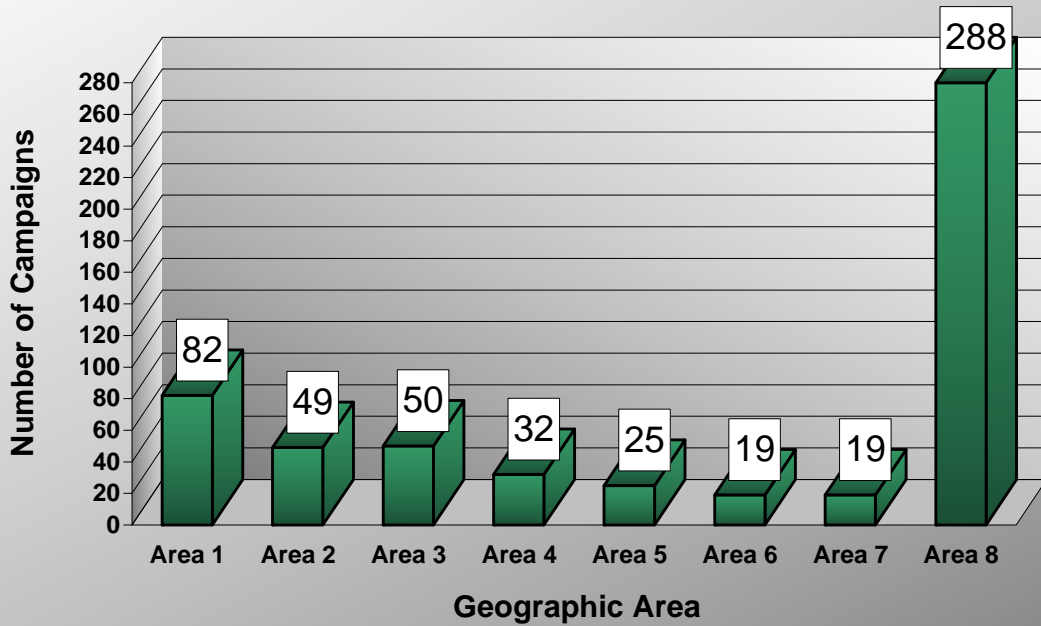


Campaign
Costs
\$157,083,786
63.06%

Breakdown of 2010 Telemarketing Campaigns By Percent Retained By Charity



Locations of Charities Conducting 2010 Telemarketing Campaigns



GEOGRAPHIC AREA CODE

Based upon the address contained in documents filed with the Charities Bureau, each charitable organization listed in this report has been assigned to a particular geographic area. Following is a list of those geographic areas, the counties included in each, total gross dollars raised in the specified geographic area and the net amount received by charitable organizations located in the assigned geographic region:

<u>Area</u>	<u>Counties</u>	<u>Gross Amount Raised Per Geo Area</u>	<u>Net% To Charity Per Geo Area</u>
1 - New York City	Bronx, Kings, New York, Queens, Richmond	\$33,438,372.98	50.34%
2 - Long Island	Nassau, Suffolk	\$7,432,723.62	21.68%
3 - Lower Hudson Valley	Delaware, Dutchess, Orange, Putnam, Rockland, Sullivan, Ulster, Westchester	\$6,053,627.60	17.41%
4 - Capital District and Eastern Adirondacks	Albany, Clinton, Columbia, Essex, Franklin, Fulton, Greene, Hamilton, Montgomery, Rensselaer, Saratoga, Schenectady, Schoharie, Warren, Washington	\$4,803,385.21	38.17%
5 - Central NY and Western Adirondacks	Broome, Cayuga, Chenango, Cortland, Herkimer, Jefferson, Lewis, Madison, Oneida, Onondaga, Oswego, Otsego, St. Lawrence, Tioga, Tompkins	\$1,007,807.85	34.50%
6 - Rochester and Surrounding Region	Chemung, Livingston, Monroe, Ontario, Schuyler, Seneca, Steuben, Wayne, Yates	\$1,322,873.50	37.62%
7 - Western NY	Allegany, Cattaraugus, Chautauqua, Erie, Genesee, Niagara, Orleans, Wyoming	\$1,658,762.62	34.59%
8 - All Others	All locations outside New York State	\$193,371,095.74	35.81%

2001-2010 Comparison of Telemarketing Campaigns

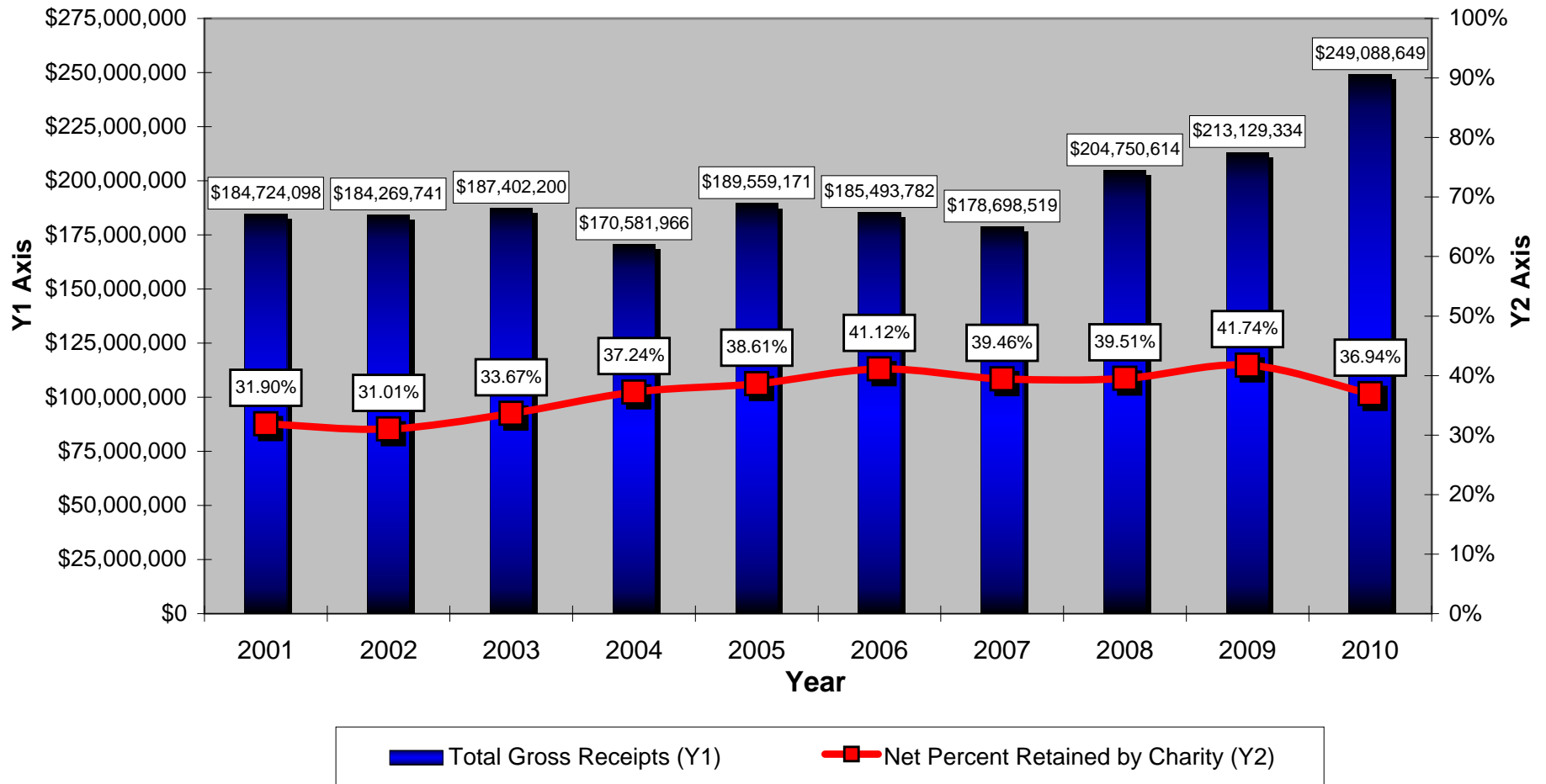


TABLE 1
Charitable Organizations-
Alphabetical Order
2010 Telemarketing Campaigns

TABLE 1: CHARITABLE ORGANIZATIONS - ALPHABETICAL ORDER

CHARITABLE ORGANIZATION	PROFESSIONAL FUND RAISER	GEO. AREA	RE-PORT TYPE	GROSS RECEIPTS	NET TO CHARITY	UNCOL-LECTED PLEDGES	% TO CHAR-ITY
AAUW Action Fund Inc	Telefund Inc	8	Closing	\$111,502.00	\$40,851.92	\$1,162.00	36.64%
Abraham Fund Inc	Siegel Marketing Group Inc	1	Closing	\$573.00	-\$680.05	\$199.00	-118.68%
Adirondack Historical Association	Bennett Direct Inc	4	Closing	\$45,255.00	\$25,742.60	\$0.00	56.88%
Aeneas McDonald Police Benevolent Association	Northeastern Advertising (Morgan, William J)	6	Closing	\$29,095.00	\$11,638.00	\$0.00	40.00%
AFSCME-Albany County Sheriff's Union Local #775	Stage Door Music Productions Inc	4	Closing	\$42,899.00	\$9,437.78	\$0.00	22.00%
AFS-USA Inc	Share Group Inc	1	Closing	\$106,713.00	\$51,003.00	\$0.00	47.79%
Allegany County Deputy Sheriffs Association Inc	Event Marketing (Narde, James Edward)	7	Closing	\$54,910.00	\$20,865.80	\$0.00	38.00%
Alliance Defense Fund Inc	Strategic Direct Marketing	8	Interim	\$181,391.00	\$32,553.00	\$67,486.00	17.95%
Alliance Defense Fund Inc	Strategic Direct Marketing	8	Closing	\$53,891.00	\$25,645.00	\$6,048.00	47.59%
Alzheimers Disease and Related Disorders Association Inc	InfoCision Management Corporation	8	Closing	\$271,867.59	\$259,002.59	\$0.00	95.27%
American Association of Museums	DCM Inc	8	Closing	\$20,083.00	\$486.00	\$0.00	2.42%
American Association of State Troopers Inc	Safety Publications Inc	8	Closing	\$565,757.98	\$113,151.60	\$261,119.07	20.00%
American Association of University Women Inc	Gordon and Schwenkmeyer Inc	8	Interim	\$4,981.00	-\$2,840.71	\$11,209.00	-57.03%
American Association of University Women Inc	Gordon and Schwenkmeyer Inc	8	Closing	\$11,789.00	\$5,771.13	\$1,242.00	48.95%
American Children's Society Inc	Crown Management Systems LLC	8	Interim	\$9,540.67	\$1,526.51	\$0.00	16.00%
American Civil Liberties Union Foundation Inc	Telefund Inc	1	Closing	\$398,759.00	\$308,118.00	\$136,891.00	77.27%
American Civil Liberties Union Inc	Gordon and Schwenkmeyer Inc	1	Interim	\$540.00	\$540.00	\$0.00	100.00%
American Civil Liberties Union Inc	Harris Direct	1	Closing	\$268,265.63	\$114,245.63	\$111,260.37	42.59%

T1 - 1

DATA OBTAINED FROM INTERIM AND CLOSING STATEMENTS FILED BY PROFESSIONAL FUND RAISERS

TABLE 1: CHARITABLE ORGANIZATIONS - ALPHABETICAL ORDER

CHARITABLE ORGANIZATION	PROFESSIONAL FUND RAISER	GEO. AREA	RE-PORT TYPE	GROSS RECEIPTS	NET TO CHARITY	UNCOLLECTED PLEDGES	% TO CHARITY
American Civil Liberties Union Inc	Public Interest Communications Inc	1	Closing	\$290,093.00	\$101,786.00	\$0.00	35.09%
American Civil Liberties Union Inc	Share Group Inc	1	Closing	\$1,256,425.01	\$293,584.00	\$0.00	23.37%
American Civil Liberties Union Inc	Telefund Inc	1	Closing	\$2,305,693.00	\$1,206,154.57	\$837,501.00	52.31%
American Council of the Blind Inc	Integral Resources Inc	8	Interim	\$250,885.90	\$59,270.85	\$182,992.44	23.62%
American Diabetes Association Inc	InfoCision Management Corporation	8	Closing	\$596,705.70	\$302,031.50	\$0.00	50.62%
American Diabetes Association Inc	InfoCision Management Corporation	8	Closing	\$2,583,488.00	\$1,181,853.74	\$0.00	45.75%
American Federation of Police and Concerned Citizens Inc	Midwest Publishing-DN Inc	8	Interim	\$1,123,959.00	\$112,396.00	\$0.00	10.00%
American Foundation for Disabled Children Inc	Campaign Center Inc (The)	1	Interim	\$3,265.00	\$653.00	\$0.00	20.00%
American Heart Association Inc	InfoCision Management Corporation	8	Closing	\$938,109.01	\$511,654.47	\$0.00	54.54%
American Humane Association	Aria Communications Corporation	8	Closing	\$14,063.50	-\$11,139.51	\$0.00	-79.21%
American Institute for Cancer Research Inc	InfoCision Management Corporation	8	Closing	\$419,769.33	\$175,750.16	\$0.00	41.87%
American Institute for Cancer Research Inc	InfoCision Management Corporation	8	Closing	\$1,252,821.97	\$227,545.97	\$0.00	18.16%
American Israel Public Affairs Committee	Siegel Marketing Group Inc	8	Closing	\$222,437.00	\$137,738.18	\$121,956.00	61.92%
American Lebanese Syrian Associated Charities Inc	Echo Marketing Solutions Inc	8	Interim	\$492,416.55	-\$49,080.25	\$0.00	-9.97%
American Lebanese Syrian Associated Charities Inc	InfoCision Management Corporation	8	Interim	\$5,156,864.31	\$3,922,456.57	\$0.00	76.06%
American Lebanese Syrian Associated Charities Inc	MDS Communications Corporation	8	Interim	\$2,252,974.00	\$918,108.00	\$1,927,511.00	40.75%
American Leprosy Missions Inc	MDS Communications Corporation	8	Closing	\$286,641.00	\$186,809.00	\$81,247.00	65.17%
American Life League Inc	InfoCision Management Corporation	8	Closing	\$86,571.89	\$24,523.84	\$0.00	28.33%

TABLE 1: CHARITABLE ORGANIZATIONS - ALPHABETICAL ORDER

CHARITABLE ORGANIZATION	PROFESSIONAL FUND RAISER	GEO. AREA	RE-PORT TYPE	GROSS RECEIPTS	NET TO CHARITY	UNCOLLECTED PLEDGES	% TO CHARITY
American Lung Association Inc	InfoCision Management Corporation	8	Closing	\$742,633.78	\$489,009.12	\$0.00	65.85%
American Lung Association Inc	Strategic Direct Marketing	8	Interim	\$371,580.00	\$465.00	\$263,274.00	0.13%
American Lung Association Inc	Strategic Direct Marketing	8	Closing	\$208,892.00	\$60,743.00	\$156,742.00	29.08%
American Society for the Prevention of Cruelty to Animals	Donor Services Group LLC	1	Closing	\$4,212,184.75	\$3,280,766.75	\$0.00	77.89%
American Society for the Prevention of Cruelty to Animals	InfoCision Management Corporation	1	Closing	\$12,684.00	\$8,379.61	\$0.00	66.06%
American Society for the Prevention of Cruelty to Animals	Telefund Inc	1	Closing	\$2,155,253.76	\$1,313,198.57	\$2,756,129.24	60.93%
Americans for Fair Taxation	Capitol Resources Inc	8	Closing	\$153,345.65	\$84,265.42	\$152,239.00	54.95%
AmeriCares Foundation Inc	Donor Services Group LLC	8	Closing	\$2,955,693.32	\$2,658,011.04	\$55,851.00	89.93%
Amityville Fire Department	Tan Productions Inc	2	Closing	\$20,205.00	\$10,102.50	\$0.00	50.00%
Amityville Patrolmen's Benevolent Association Inc	Tan Productions Inc	2	Closing	\$35,790.00	\$17,895.00	\$0.00	50.00%
Amnesty International of the USA Inc	Donor Services Group LLC	1	Closing	\$77,144.00	\$43,838.00	\$38,047.00	56.83%
Amnesty International of the USA Inc	Echo Marketing Solutions Inc	1	Closing	\$45,273.00	\$12,994.58	\$0.00	28.70%
Amnesty International of the USA Inc	Gordon and Schwenkmeyer Inc	1	Interim	\$163,048.00	-\$21,609.52	\$169,404.00	-13.25%
Amnesty International of the USA Inc	Public Interest Communications Inc	1	Closing	\$369,416.00	\$131,661.00	\$0.00	35.64%
Amnesty International of the USA Inc	SD&A Teleservices Inc	1	Closing	\$21,654.00	\$5,417.00	\$10,222.00	25.02%
Amnesty International of the USA Inc	Telefund Inc	1	Closing	\$109,453.00	\$15,997.00	\$86,850.00	14.62%
Anti-Defamation League	Integral Resources Inc	1	Interim	\$65,208.65	-\$26,253.50	\$195,172.25	-40.26%
Anti-Defamation League	Telefund Inc	1	Closing	\$241,613.00	\$139,236.15	\$122,236.00	57.63%

TABLE 1: CHARITABLE ORGANIZATIONS - ALPHABETICAL ORDER

CHARITABLE ORGANIZATION	PROFESSIONAL FUND RAISER	GEO. AREA	RE-PORT TYPE	GROSS RECEIPTS	NET TO CHARITY	UNCOL-LECTED PLEDGES	% TO CHAR-ITY
AOPA Foundation Inc	Telefund Inc	8	Closing	\$409,440.00	\$238,388.22	\$109,529.00	58.22%
Appalachian Mountain Club	Share Group Inc	8	Closing	\$182,559.00	\$65,759.00	\$0.00	36.02%
Arthritis Foundation Inc	MDS Communications Corporation	8	Closing	\$145,231.00	\$73,184.00	\$128,775.00	50.39%
Arthritis Foundation Inc	Public Interest Communications Inc	8	Closing	\$25,303.00	-\$2,830.00	\$15,307.00	-11.18%
Association for Firefighters and Paramedics Inc	Safety Publications Inc	8	Closing	\$137,383.39	\$13,738.34	\$31,704.00	10.00%
Association of the Graduates of the United States Military Academy	IDC Ltd	3	Closing	\$470,808.08	\$408,722.67	\$0.00	86.81%
Association of the Graduates of the United States Military Academy	IDC Ltd	3	Closing	\$272,743.00	\$159,902.95	\$85,888.72	58.63%
Autism Spectrum Disorder Foundation Inc	InfoCision Management Corporation	8	Interim	\$36,498.20	\$20,881.64	\$0.00	57.21%
Badge and Shield Club Inc	Campaign Headquarters Inc	7	Interim	\$99,180.99	\$27,770.68	\$0.00	28.00%
Ballet Theatre Foundation Inc	DCM Inc	1	Interim	\$747,899.82	\$543,728.71	\$0.00	72.70%
Barnes Foundation	SD&A Teleservices Inc	8	Closing	\$13,235.00	\$1,925.75	\$0.00	14.55%
Bath Police Benevolent Association	Community Advertising Inc	6	Interim	\$36,520.00	\$12,782.00	\$0.00	35.00%
Bi-County Helpline for Abuse Against Women and Children Inc	Mure Associates Inc	2	Interim	\$100,509.50	\$20,101.90	\$0.00	20.00%
B'nai B'rith	Telefund Inc	8	Closing	\$134,895.18	\$51,483.68	\$51,379.82	38.17%
Boston Ballet Inc	DCM Inc	8	Closing	\$166,023.50	\$65,758.78	\$0.00	39.61%
Brady Campaign to Prevent Gun Violence	Gordon and Schwenkmeyer Inc	8	Closing	\$55,519.51	\$4,228.53	\$34,109.49	7.62%
Brady Campaign to Prevent Gun Violence	Public Interest Communications Inc	8	Closing	\$32,588.00	\$18,085.00	\$0.00	55.50%
Bread for the World Inc	Share Group Inc	8	Closing	\$131,124.00	-\$5,697.00	\$0.00	-4.34%

TABLE 1: CHARITABLE ORGANIZATIONS - ALPHABETICAL ORDER

CHARITABLE ORGANIZATION	PROFESSIONAL FUND RAISER	GEO. AREA	RE-PORT TYPE	GROSS RECEIPTS	NET TO CHARITY	UNCOL-LECTED PLEDGES	% TO CHAR-ITY
Breast Cancer Funds for Research Inc	Mure Associates Inc	2	Interim	\$71,252.50	\$14,250.50	\$0.00	20.00%
Breast Cancer Relief Foundation	Bee LC	8	Interim	\$232,758.00	\$23,685.00	\$91,975.22	10.18%
Breast Cancer Relief Foundation	Midwest Publishing-DN Inc	8	Closing	\$275,359.00	\$44,057.00	\$0.00	16.00%
Breast Cancer Society Inc	Associated Community Services Inc	8	Interim	\$13,172,958.57	\$5,927,831.08	\$0.00	45.00%
Brooklyn College Foundation Inc	RuffaloCODY LLC	1	Closing	\$107,150.00	\$15,570.00	\$75,717.00	14.53%
Brooklyn Institute of Arts and Sciences	DCM Inc	1	Closing	\$50,020.00	-\$8,524.96	\$0.00	-17.04%
Broome County Humane Society and Relief Association	Event Marketing (Narde, James Edward)	5	Closing	\$27,475.00	\$8,242.50	\$0.00	30.00%
Broome County Sheriff's Law Enforcement Officers Association	Northeastern Advertising (Morgan, William J)	5	Closing	\$30,562.50	\$15,281.25	\$0.00	50.00%
Buffalo Philharmonic Orchestra Society Inc	Bennett Direct Inc	7	Closing	\$389,690.00	\$207,526.00	\$0.00	53.25%
Buffalo Police Benevolent Association Inc	Campaign Headquarters Inc	7	Closing	\$127,750.45	\$39,602.64	\$0.00	31.00%
Buffalo Police Benevolent Association Inc	Campaign Headquarters Inc	7	Closing	\$61,896.94	\$12,379.39	\$0.00	20.00%
Cancer Fund of America Inc	Associated Community Services Inc	8	Interim	\$2,727,952.59	\$545,590.52	\$0.00	20.00%
Cancer Fund of America Inc	Bee LC	8	Interim	\$375,613.00	\$41,007.00	\$34,660.00	10.92%
Cancer Fund of America Inc	Insight Teleservices Inc	8	Interim	\$1,032,223.97	\$144,511.36	\$2,818,921.15	14.00%
Cancer Survivors' Fund	Midwest Publishing-DN Inc	8	Interim	\$898,436.00	\$89,844.00	\$0.00	10.00%
Captain William Dale O'Brien Detachment Marine Corps League	Capital District Callers Inc	4	Interim	\$22,068.00	\$11,034.00	\$0.00	50.00%
Caring For Our Children Foundation	Crown Management Systems LLC	8	Interim	\$37,961.26	\$6,073.80	\$0.00	16.00%
Caring For Our Children Foundation	Midwest Publishing-DN Inc	8	Interim	\$464,338.00	\$46,434.00	\$0.00	10.00%

TABLE 1: CHARITABLE ORGANIZATIONS - ALPHABETICAL ORDER

CHARITABLE ORGANIZATION	PROFESSIONAL FUND RAISER	GEO. AREA	RE-PORT TYPE	GROSS RECEIPTS	NET TO CHARITY	UNCOLLECTED PLEDGES	% TO CHARITY
Carnegie Hall Corporation	Artsmarketing Services Inc	1	Closing	\$778,844.00	\$488,541.00	\$0.00	62.73%
Carnegie Hall Society Inc	SD&A Teleservices Inc	1	Closing	\$1,410,013.00	\$1,034,256.76	\$101,351.00	73.35%
Cattaraugus County Sheriff's Employees' Benevolent Association	Community Advertising Inc	7	Interim	\$66,920.00	\$23,422.00	\$0.00	35.00%
Cayuga County Deputy Sheriff's Benevolent Association	Event Marketing (Narde, James Edward)	5	Closing	\$56,700.00	\$23,885.10	\$0.00	42.13%
Center for Biological Diversity Inc	Telefund Inc	8	Closing	\$7,097.00	\$2,796.11	\$6,019.00	39.40%
Center for Victims of Torture	Share Group Inc	8	Closing	\$23,245.00	-\$8,521.00	\$0.00	-36.66%
Cheektowaga Police Captains and Lieutenants Association Inc	Civic Partners Inc	7	Closing	\$28,160.00	\$8,448.00	\$0.00	30.00%
Chemung County Corrections Officers Local #3978	Northeastern Advertising (Morgan, William J)	6	Closing	\$22,625.00	\$7,918.75	\$0.00	35.00%
Chemung County Deputy Sheriff's Association	Community Advertising Inc	6	Interim	\$68,445.00	\$28,746.90	\$0.00	42.00%
Chemung County Emergency Protective Inc	Northeastern Advertising (Morgan, William J)	6	Closing	\$3,370.00	\$1,179.50	\$0.00	35.00%
Chenango County Law Enforcement Association	Event Marketing (Narde, James Edward)	5	Closing	\$44,540.00	\$15,589.00	\$0.00	35.00%
ChildFund International USA	InfoCision Management Corporation	8	Closing	\$3,117,038.70	\$2,863,781.44	\$0.00	91.88%
Children with Hair Loss Inc	Associated Community Services Inc	8	Interim	\$891,007.51	\$155,922.42	\$0.00	17.50%
Children's Cancer Fund of America	Associated Community Services Inc	8	Interim	\$4,312,581.93	\$862,516.39	\$0.00	20.00%
Children's Cancer Recovery Foundation	Contract Communications Inc	8	Interim	\$952,712.00	\$166,724.00	\$78,210.00	17.50%
Children's Cancer Recovery Foundation	Treasure State Development Corporation	8	Closing	\$15,701.00	\$10,205.65	\$0.00	65.00%
Children's Charity Fund Inc	Safety Publications Inc	8	Interim	\$91,766.99	\$16,059.22	\$42,354.00	17.50%
Children's Defense Fund	Public Interest Communications Inc	8	Closing	\$12,382.00	-\$7,148.00	\$0.00	-57.73%

TABLE 1: CHARITABLE ORGANIZATIONS - ALPHABETICAL ORDER

CHARITABLE ORGANIZATION	PROFESSIONAL FUND RAISER	GEO. AREA	RE-PORT TYPE	GROSS RECEIPTS	NET TO CHARITY	UNCOL-LECTED PLEDGES	% TO CHAR-ITY
Children's Leukemia Research Association Inc	Courtesy Health Watch Inc	2	Interim	\$1,233,300.00	\$232,828.72	\$559,117.00	18.88%
Childrens Network International Inc	MDS Communications Corporation	8	Closing	\$14,698.00	-\$1,399.00	\$12,297.00	-9.52%
Children's Wish Foundation International Inc	Heritage Company Inc (The)	8	Closing	\$6,526,088.71	\$2,131,276.45	\$2,593,740.92	32.66%
Christian Advocates Serving Evangelism Inc	Donor Care Center Inc	8	Closing	\$978,889.98	-\$700,420.86	\$0.00	-71.55%
Christian Advocates Serving Evangelism Inc	InfoCision Management Corporation	8	Closing	\$7,627,828.09	\$1,023,958.19	\$0.00	13.42%
Christian Advocates Serving Evangelism Inc	MDS Communications Corporation	8	Closing	\$770,511.00	\$54,933.00	\$617,558.00	7.13%
Christian Appalachian Project Inc	Public Interest Communications Inc	8	Closing	\$595,069.00	\$462,404.00	\$0.00	77.71%
Citizens United	InfoCision Management Corporation	8	Interim	\$4,979,040.48	\$1,000,000.00	\$0.00	20.08%
Civil War Preservation Trust	Public Interest Communications Inc	8	Closing	\$81,487.00	\$25,010.00	\$65,934.00	30.69%
Coalition Against Breast Cancer Inc	Campaign Center Inc (The)	2	Interim	\$660,725.58	\$117,671.29	\$0.00	17.81%
Coalition Against Breast Cancer Inc	Crown Management Systems LLC	2	Interim	\$43,130.00	\$8,626.00	\$0.00	20.00%
Colonial Williamsburg Foundation	GiveRight Inc	8	Closing	\$342,421.00	\$167,654.00	\$168,574.00	48.96%
Colonie Police Benevolent Association Inc	Nordel Publishing Inc	4	Interim	\$123,322.00	\$60,970.71	\$0.00	49.44%
Columbia County Correction Officers Local #3828	Stage Door Music Productions Inc	4	Closing	\$7,271.00	\$4,807.00	\$0.00	66.11%
Common Cause	Public Interest Communications Inc	8	Closing	\$141,961.00	\$40,488.00	\$22,976.00	28.52%
Concerned Women for America	InfoCision Management Corporation	8	Closing	\$1,865,571.38	\$712,905.09	\$0.00	38.21%
Concerned Women for America	MDS Communications Corporation	8	Closing	\$417,860.00	\$2,120.00	\$293,912.00	0.51%
Concerned Women for America Legislative Action Committee	InfoCision Management Corporation	8	Closing	\$468,432.71	\$0.00	\$0.00	0.00%

TABLE 1: CHARITABLE ORGANIZATIONS - ALPHABETICAL ORDER

CHARITABLE ORGANIZATION	PROFESSIONAL FUND RAISER	GEO. AREA	RE-PORT TYPE	GROSS RECEIPTS	NET TO CHARITY	UNCOL-LECTED PLEDGES	% TO CHAR-ITY
Cooperative for Assistance and Relief Everywhere Inc	Donor Services Group LLC	8	Closing	\$1,452,241.17	\$930,198.16	\$260,232.00	64.05%
Cooperative for Assistance and Relief Everywhere Inc	InfoCision Management Corporation	8	Closing	\$120,657.44	\$11,743.99	\$0.00	9.73%
Cooperative for Assistance and Relief Everywhere Inc	MDS Communications Corporation	8	Closing	\$2,637,437.00	\$1,560,365.00	\$970,136.00	59.16%
Cooperative for Assistance and Relief Everywhere Inc	Public Interest Communications Inc	8	Closing	\$111,715.00	\$74,203.00	\$0.00	66.42%
Cooperative for Assistance and Relief Everywhere Inc	Share Group Inc	8	Closing	\$117,254.00	\$83,143.00	\$0.00	70.91%
Cooperative for Assistance and Relief Everywhere Inc	Strategic Direct Marketing	8	Closing	\$129,543.00	-\$23,733.00	\$120,711.00	-18.32%
Cornerstone Soup Kitchen & Food Pantry Inc	Capital District Callers Inc	4	Interim	\$150,518.00	\$75,259.00	\$0.00	50.00%
Correction Officers Benevolent Association of Rockland County Inc	National Benefit Company	3	Interim	\$49,421.00	\$17,297.35	\$0.00	35.00%
Crohn's & Colitis Foundation of America Inc	InfoCision Management Corporation	1	Closing	\$69,799.00	\$31,232.98	\$0.00	44.75%
Cross International Inc	Donor Care Center Inc	8	Closing	\$282,578.62	\$153,390.43	\$52,657.00	54.28%
Croton Police Association Inc	Community Services Inc	3	Closing	\$39,139.00	\$17,092.93	\$0.00	43.67%
Crystal City Police Benevolent Association Inc	Event Marketing (Narde, James Edward)	6	Closing	\$48,320.00	\$18,361.60	\$0.00	38.00%
Cyprus Temple of the A A O N M S of Albany New York	Civic Partners Inc	4	Closing	\$29,180.00	\$7,347.50	\$0.00	25.18%
Declaration Alliance	Donor Care Center Inc	8	Closing	\$126,165.50	\$3,555.51	\$169,958.00	2.82%
Defeat Diabetes Foundation Inc	Campaign Center Inc (The)	8	Interim	\$148,322.98	\$25,854.68	\$0.00	17.43%
Defeat Diabetes Foundation Inc	Capital District Callers Inc	8	Interim	\$72,391.00	\$32,575.95	\$0.00	45.00%
Defenders of Wildlife Inc	Donor Services Group LLC	8	Closing	\$36,982.44	-\$3,883.90	\$28,706.56	-10.50%
Defenders of Wildlife Inc	Gordon and Schwenkmeyer Inc	8	Interim	\$66,028.08	\$2,634.83	\$83,168.00	3.99%

TABLE 1: CHARITABLE ORGANIZATIONS - ALPHABETICAL ORDER

CHARITABLE ORGANIZATION	PROFESSIONAL FUND RAISER	GEO. AREA	RE-PORT TYPE	GROSS RECEIPTS	NET TO CHARITY	UNCOL-LECTED PLEDGES	% TO CHAR-ITY
Defenders of Wildlife Inc	Gordon and Schwenkmeyer Inc	8	Closing	\$7,825.00	-\$2,827.45	\$75,343.00	-36.13%
Defenders of Wildlife Inc	Harris Direct	8	Closing	\$6,759.70	\$0.00	\$3,912.30	0.00%
Defenders of Wildlife Inc	Public Interest Communications Inc	8	Closing	\$804,808.00	-\$81,420.00	\$193,046.00	-10.12%
Defenders of Wildlife Inc	Share Group Inc	8	Closing	\$156,998.00	-\$41,102.00	\$0.00	-26.18%
Delaware County Deputy Sheriff's Police Benevolent Association Inc	Community Advertising Inc	3	Interim	\$44,570.00	\$15,949.50	\$0.00	35.79%
Department of New York Veterans of Foreign Wars of the United States Inc	Marketing Squad Inc	4	Closing	\$372,491.00	\$60,503.00	\$0.00	16.24%
Department of New York Veterans of Foreign Wars of the United States Inc	Xentel Inc	4	Closing	\$375,425.66	\$66,366.26	\$75,663.00	17.68%
Depew Police Benevolent Association Inc	Spotlight Music Productions Inc	7	Closing	\$38,343.00	\$12,048.00	\$0.00	31.42%
Deputies Association of the County of Steuben	Community Advertising Inc	6	Interim	\$63,855.00	\$28,734.75	\$0.00	45.00%
Deputy Sheriffs' Association of Niagara County Inc	Campaign Headquarters Inc	7	Closing	\$188,185.00	\$37,637.00	\$0.00	20.00%
Doris Day Animal League	Share Group Inc	8	Closing	\$54,446.00	-\$1,418.00	\$0.00	-2.60%
Ducks Unlimited Inc	Donor Care Center Inc	8	Closing	\$47,136.66	-\$5,123.80	\$31,109.20	-10.87%
Dutchess Community College Foundation Inc	Lester Inc	3	Closing	\$22,613.00	\$2,772.00	\$7,830.00	12.26%
Dutchess County Correction Officers Benevolent Association	Stage Door Music Productions Inc	3	Interim	\$51,928.00	\$10,385.60	\$0.00	20.00%
Dutchess County Correction Officers Benevolent Association	Stage Door Music Productions Inc	3	Closing	\$89,918.00	\$18,000.00	\$0.00	20.02%
Earthjustice	Donor Services Group LLC	8	Closing	\$40,656.00	-\$11,371.00	\$46,316.00	-27.97%
Earthjustice	Telefund Inc	8	Closing	\$236,666.00	\$117,069.45	\$47,016.00	49.47%
Earthjustice	Your Voice Media Inc	8	Closing	\$88,169.50	\$44,219.50	\$0.00	50.15%

TABLE 1: CHARITABLE ORGANIZATIONS - ALPHABETICAL ORDER

CHARITABLE ORGANIZATION	PROFESSIONAL FUND RAISER	GEO. AREA	RE-PORT TYPE	GROSS RECEIPTS	NET TO CHARITY	UNCOLLECTED PLEDGES	% TO CHARITY
East End Detachment Marine Corps League Inc	Campaign Center Inc (The)	2	Interim	\$44,157.00	\$8,507.25	\$0.00	19.27%
Eastchester Police Benevolent Association	Division 1 Calling Center Inc	3	Interim	\$26,070.00	\$9,124.50	\$0.00	35.00%
Eastchester Professional Firefighters Local 916	S & M Enterprises Inc	3	Closing	\$27,355.00	\$9,574.25	\$850.00	35.00%
Easter Seals Inc	InfoCision Management Corporation	8	Closing	\$884,913.42	\$178,875.66	\$0.00	20.21%
Easter Seals Inc	Tele-Response Center Inc	8	Closing	\$103,313.61	\$0.00	\$0.00	0.00%
Electric City Detachment Marine Corps League	Capital District Callers Inc	4	Interim	\$21,470.00	\$10,735.00	\$0.00	50.00%
Elmira Heights Police Benevolent Association Inc	Event Marketing (Narde, James Edward)	6	Closing	\$43,155.00	\$17,262.00	\$0.00	40.00%
Empire State Association of the Deaf Inc	Heritage Company Inc (The)	6	Interim	\$23,978.00	\$6,500.00	\$13,854.00	27.11%
Empire State College Foundation Inc	Lester Inc	4	Closing	\$61,429.00	\$17,927.00	\$42,772.00	29.18%
Endicott Police Benevolent Association Inc	Community Advertising Inc	5	Interim	\$34,640.00	\$13,163.20	\$0.00	38.00%
Enlisted Association of the New York National Guard	Heritage Company Inc (The)	4	Interim	\$31,557.00	\$13,977.22	\$0.00	44.29%
Environmental Defense Fund Inc	Public Interest Communications Inc	1	Closing	\$117,525.20	\$47,942.63	\$0.00	40.79%
Environmental Defense Fund Inc	Telefund Inc	1	Closing	\$350,740.81	\$205,167.86	\$50,467.19	58.50%
Erie County Association of Chiefs of Police Inc	Campaign Headquarters Inc	7	Closing	\$45,825.00	\$13,747.50	\$0.00	30.00%
Faith and Freedom Coalition Inc	InfoCision Management Corporation	8	Closing	\$1,918,820.08	\$0.00	\$0.00	0.00%
Faith and Freedom Coalition Inc	InfoCision Management Corporation	8	Closing	\$499,302.79	\$70,000.00	\$0.00	14.02%
Family Research Council Action	MDS Communications Corporation	8	Closing	\$181,142.00	\$24,505.00	\$141,309.00	13.53%
Family Research Council Inc	MDS Communications Corporation	8	Closing	\$476,600.00	-\$10,933.00	\$330,935.00	-2.29%

TABLE 1: CHARITABLE ORGANIZATIONS - ALPHABETICAL ORDER

CHARITABLE ORGANIZATION	PROFESSIONAL FUND RAISER	GEO. AREA	RE-PORT TYPE	GROSS RECEIPTS	NET TO CHARITY	UNCOLLECTED PLEDGES	% TO CHARITY
Feed the Children, Inc.	2Listen LLC	8	Interim	\$51,257.00	-\$117,781.23	\$136,526.00	-229.79%
Feeding America	Strategic Direct Marketing	8	Interim	\$155,526.00	\$96,897.00	\$42,109.00	62.30%
Firefighters Charitable Foundation Inc	Menacola Marketing Inc	2	Interim	\$161,146.00	\$32,229.20	\$85,346.00	20.00%
Firefighters Charitable Foundation Inc	Midwest Publishing-DN Inc	2	Interim	\$837,579.00	\$108,885.00	\$0.00	13.00%
Firefighters Support Foundation Inc	Menacola Marketing Inc	8	Interim	\$175,632.00	\$26,344.80	\$222,526.00	15.00%
Firefighters Support Foundation Inc	Menacola Marketing Inc	8	Closing	\$72,717.00	\$10,908.00	\$89,517.00	15.00%
Firefighters Support Services Incorporated	Associated Community Services Inc	8	Interim	\$1,510,244.57	\$679,609.98	\$0.00	45.00%
Food for the Hungry Inc	Strategic Direct Marketing	8	Interim	\$342,456.00	\$173,841.00	\$115,013.00	50.76%
Food for the Hungry Inc	Strategic Direct Marketing	8	Closing	\$33,993.00	\$4,230.00	\$36,658.00	12.44%
Food for the Poor Inc	Strategic Direct Marketing	8	Closing	\$164,122.00	-\$1,978.00	\$162,911.00	-1.21%
Food Pantries for the Capital District Inc	Capital District Callers Inc	4	Closing	\$309,946.00	\$185,967.60	\$0.00	60.00%
Foundation Fighting Blindness Inc	Donor Services Group LLC	8	Closing	\$56,578.00	\$22,601.00	\$15,465.00	39.95%
Foundation for a Christian Civilization Inc	Donor Care Center Inc	8	Closing	\$86,213.00	-\$108,363.00	\$54,458.00	-125.69%
Foundation for AIDS Research	Public Interest Communications Inc	1	Closing	\$96,886.00	\$28,916.00	\$0.00	29.85%
Foundation for AIDS Research	Telefund Inc	1	Closing	\$234,738.00	\$164,342.89	\$53,375.00	70.01%
Foundation for American Veterans Inc	Associated Community Services Inc	8	Interim	\$7,977,540.99	\$3,589,893.28	\$0.00	45.00%
Foundation for National Progress	Gordon and Schwenkmeyer Inc	8	Interim	\$9,260.00	-\$1,722.96	\$11,690.00	-18.61%
Foundation for National Progress	Gordon and Schwenkmeyer Inc	8	Closing	\$3,119.00	-\$818.44	\$11,690.00	-26.24%

TABLE 1: CHARITABLE ORGANIZATIONS - ALPHABETICAL ORDER

CHARITABLE ORGANIZATION	PROFESSIONAL FUND RAISER	GEO. AREA	RE-PORT TYPE	GROSS RECEIPTS	NET TO CHARITY	UNCOLLECTED PLEDGES	% TO CHARITY
Foundation for National Progress	Telefund Inc	8	Closing	\$137,468.44	\$43,948.29	\$74,126.56	31.97%
Foundation of Hudson Valley Hospital Center Inc	Telecomp Inc	3	Closing	\$157,764.07	-\$42,732.13	\$124,652.66	-27.09%
Freeport Police Benevolent Association	Tan Productions Inc	2	Interim	\$35,510.00	\$17,755.00	\$0.00	50.00%
Freeport Police Benevolent Association	Tan Productions Inc	2	Closing	\$31,230.00	\$15,615.00	\$0.00	50.00%
Friends of the Orphans	SD&A Teleservices Inc	8	Closing	\$6,794.00	-\$3,480.00	\$0.00	-51.22%
Fulton Police Benevolent Association	Sound Exchange (The) (Hurd, James H)	5	Closing	\$23,415.00	\$8,663.55	\$0.00	37.00%
Fund for Animals Inc	Share Group Inc	1	Closing	\$28,387.00	-\$678.00	\$0.00	-2.39%
Gain International	MDS Communications Corporation	8	Closing	\$69,285.00	\$49,844.00	\$19,441.00	71.94%
Galapagos Conservancy	Telefund Inc	8	Closing	\$35,742.00	\$14,973.30	\$14,788.00	41.89%
Gay & Lesbian Alliance Against Defamation Inc	SD&A Teleservices Inc	8	Interim	\$341,321.00	\$126,493.30	\$80,607.30	37.06%
Gay Men's Health Crisis Inc	Aria Communications Corporation	1	Interim	\$53,871.50	\$25,805.97	\$0.00	47.90%
Glen Cove City Police Benevolent Association Inc	Tan Productions Inc	2	Closing	\$32,460.00	\$16,230.00	\$0.00	50.00%
Glens Falls Police Benevolent Association	Civic Partners Inc	4	Closing	\$30,000.00	\$7,500.00	\$0.00	25.00%
GLSEN Inc	Telefund Inc	1	Closing	\$50,729.77	\$26,606.08	\$15,584.23	52.45%
Government Accountability Project Inc	Hudson Bay Company of Illinois Inc	8	Interim	\$76,090.50	\$20,511.63	\$17,277.00	26.96%
Government Accountability Project Inc	Hudson Bay Company of Illinois Inc	8	Closing	\$31,145.00	\$9,424.75	\$14,666.00	30.26%
Greece Police Gold Badge Club	Stage Door Music Productions Inc	6	Interim	\$61,145.00	\$15,286.25	\$0.00	25.00%
Greece Police Gold Badge Club	Stage Door Music Productions Inc	6	Closing	\$39,758.00	\$12,213.75	\$0.00	30.72%

TABLE 1: CHARITABLE ORGANIZATIONS - ALPHABETICAL ORDER

CHARITABLE ORGANIZATION	PROFESSIONAL FUND RAISER	GEO. AREA	RE-PORT TYPE	GROSS RECEIPTS	NET TO CHARITY	UNCOLLECTED PLEDGES	% TO CHARITY
Green America	SD&A Teleservices Inc	8	Closing	\$62,512.00	\$13,904.20	\$47,057.00	22.24%
Greenburgh Uniformed Firefighters Association Inc	S & M Enterprises Inc	3	Interim	\$44,005.00	\$14,081.60	\$1,650.00	32.00%
Greenburgh Uniformed Firefighters Association Inc	S & M Enterprises Inc	3	Closing	\$40,390.00	\$12,924.80	\$2,140.00	32.00%
Greenpeace Fund Inc	Donor Services Group LLC	8	Closing	\$3,000.00	\$1,896.00	\$6,875.00	63.20%
Greenpeace Inc	Donor Services Group LLC	8	Closing	\$1,272,686.00	\$868,279.51	\$0.00	68.22%
Greenpeace Inc	Public Interest Communications Inc	8	Closing	\$234,323.00	\$53,739.00	\$77,192.00	22.93%
Habitat for Humanity New York City Inc	Strategic Communications Inc	1	Closing	\$46,188.00	\$32,846.45	\$0.00	71.11%
Haverstraw Police Athletic League Inc	Stage Door Music Productions Inc	3	Closing	\$37,909.00	\$10,614.52	\$0.00	28.00%
Heart Support of America Inc	Bee LC	8	Interim	\$315,187.00	\$33,206.00	\$101,890.00	10.54%
Heifer Project International Inc	Donor Services Group LLC	8	Closing	\$1,514,816.88	\$1,010,639.18	\$0.00	66.72%
Heritage Foundation Inc (DC)	GiveRight Inc	8	Closing	\$5,182,396.00	\$3,190,870.73	\$1,523,126.00	61.57%
Holt International Children's Services Inc	MDS Communications Corporation	8	Closing	\$49,698.00	\$28,697.00	\$22,192.00	57.74%
Human Rights Campaign Inc	Donor Services Group LLC	8	Closing	\$705,790.00	\$300,383.94	\$384,780.00	42.56%
Human Rights Campaign Inc	Share Group Inc	8	Closing	\$745,520.00	\$339,599.00	\$0.00	45.55%
Human Rights Campaign Inc	Telefund Inc	8	Closing	\$493,533.50	-\$27,828.45	\$521,424.50	-5.64%
Humane Society Legislative Fund	Share Group Inc	8	Closing	\$26,658.00	-\$2,082.00	\$0.00	-7.81%
Humane Society of the United States Inc	Donor Services Group LLC	8	Interim	\$161,459.00	\$30,408.00	\$191,498.00	18.83%
Humane Society of the United States Inc	USA 800 Inc	8	Interim	\$48,714.10	\$17,283.74	\$0.00	35.48%

TABLE 1: CHARITABLE ORGANIZATIONS - ALPHABETICAL ORDER

CHARITABLE ORGANIZATION	PROFESSIONAL FUND RAISER	GEO. AREA	RE-PORT TYPE	GROSS RECEIPTS	NET TO CHARITY	UNCOLLECTED PLEDGES	% TO CHARITY
Hunger Action Network of New York State	Capital District Callers Inc	4	Interim	\$141,474.00	\$77,810.70	\$0.00	55.00%
Huntington Long Island Detachment Marine Corps League	Campaign Center Inc (The)	2	Interim	\$20,257.00	\$4,628.75	\$0.00	22.85%
International Fellowship of Christians and Jews Inc	InfoCision Management Corporation	8	Closing	\$1,085,266.94	\$74,342.39	\$0.00	6.85%
International Fund for Animal Welfare Inc	Share Group Inc	8	Closing	\$45,297.00	\$7,127.00	\$0.00	15.73%
International Rescue Committee Inc	Share Group Inc	1	Closing	\$106,129.00	\$2,844.00	\$0.00	2.68%
International Rescue Committee Inc	Telefund Inc	1	Closing	\$112,209.92	\$3,242.26	\$82,840.08	2.89%
Jane Goodall Institute for Wildlife Research, Education and Conservation	Donor Services Group LLC	8	Closing	\$75,341.00	\$27,500.00	\$24,184.00	36.50%
Jane Goodall Institute for Wildlife Research, Education and Conservation	Gordon and Schwenkmeyer Inc	8	Interim	\$66,731.00	\$8,695.34	\$29,725.00	13.03%
Jane Goodall Institute for Wildlife Research, Education and Conservation	Public Interest Communications Inc	8	Closing	\$51,421.00	\$14,663.00	\$15,705.00	28.52%
Jazz at Lincoln Center Inc	DCM Inc	1	Closing	\$207,153.05	\$100,441.41	\$0.00	48.49%
Jefferson County Deputy Sheriff's Association Inc	Stage Door Music Productions Inc with Sound Exchange (The) (Hurd, James H)	5	Closing	\$43,724.00	\$10,000.00	\$0.00	22.87%
Jewish National Fund (Keren Kayemeth LeIsrael) Inc	InfoCision Management Corporation	1	Closing	\$58,294.10	\$9,331.10	\$0.00	16.01%
Johnson City Police Association	Northeastern Advertising (Morgan, William J)	5	Closing	\$20,397.50	\$8,159.00	\$0.00	40.00%
Kiwanis Club of Rochester New York Inc	Marketing Squad Inc	6	Interim	\$40,597.00	\$10,149.00	\$0.00	25.00%
Koby Mandell Foundation Inc	Green Point Call Center Services Inc	2	Closing	\$14,043.01	\$10,093.01	\$2,499.01	71.87%
Lake City Police Club	Sound Exchange (The) (Hurd, James H)	5	Closing	\$29,382.00	\$10,283.70	\$0.00	35.00%
Lake Mohegan Professional Fire Fighters Association Inc	S & M Enterprises Inc	3	Interim	\$26,835.00	\$9,392.25	\$1,335.00	35.00%
Lambda Legal Defense & Education Fund Inc	Share Group Inc	1	Closing	\$67,677.00	\$17,780.00	\$0.00	26.27%

TABLE 1: CHARITABLE ORGANIZATIONS - ALPHABETICAL ORDER

CHARITABLE ORGANIZATION	PROFESSIONAL FUND RAISER	GEO. AREA	RE-PORT TYPE	GROSS RECEIPTS	NET TO CHARITY	UNCOL-LECTED PLEDGES	% TO CHAR-ITY
Law Enforcement Education Program	Associated Community Services Inc	8	Interim	\$2,152,196.92	\$968,488.58	\$0.00	45.00%
League of Conservation Voters Inc	Gordon and Schwenkmeyer Inc	8	Closing	\$117,546.74	\$12,453.55	\$86,622.26	10.59%
League of Conservation Voters Inc	Integral Resources Inc	8	Interim	\$240,311.50	\$89,227.35	\$157,535.17	37.13%
League of Conservation Voters Inc	Public Interest Communications Inc	8	Closing	\$142,908.00	\$60,923.00	\$49,075.00	42.63%
League of Conservation Voters Inc	Telefund Inc	8	Closing	\$23,885.06	\$3,186.66	\$20,843.94	13.34%
League of Conservation Voters Inc	Your Voice Media Inc	8	Interim	\$22,283.00	\$3,049.50	\$0.00	13.69%
League of Women Voters Education Fund	Share Group Inc	8	Closing	\$17,655.00	\$14,488.00	\$0.00	82.06%
League of Women Voters of the United States	Gordon and Schwenkmeyer Inc	8	Interim	\$103,032.00	\$43,951.72	\$66,303.00	42.66%
League of Women Voters of the United States	Gordon and Schwenkmeyer Inc	8	Closing	\$55,981.00	\$42,884.44	\$11,322.00	76.61%
League of Women Voters of the United States	Share Group Inc	8	Closing	\$142,755.00	\$55,122.00	\$0.00	38.61%
Leukemia and Lymphoma Society Inc	InfoCision Management Corporation	3	Closing	\$785,302.00	\$609,572.00	\$0.00	77.62%
Life Issues Institute Inc	MDS Communications Corporation	8	Closing	\$47,679.00	\$27,394.00	\$11,045.00	57.46%
Lincoln Center for the Performing Arts Inc	DCM Inc	1	Closing	\$37,720.00	\$12,826.86	\$0.00	34.01%
Long Island Coalition for Life Inc	MDS Communications Corporation	2	Closing	\$23,158.00	\$14,631.00	\$6,730.00	63.18%
Long Island Coalition for Life Inc	MDS Communications Corporation	2	Closing	\$12,968.00	\$8,765.00	\$1,264.00	67.59%
Long Island Pythian Council	Leal Associates Inc	2	Closing	\$38,531.00	\$18,877.60	\$0.00	48.99%
Long Island Responds	Mure Associates Inc	2	Interim	\$185,509.50	\$37,101.90	\$0.00	20.00%
Long Island State Park Police Benevolent Association Inc	Campaign Center Inc (The)	2	Interim	\$133,861.00	\$31,602.45	\$0.00	23.61%

TABLE 1: CHARITABLE ORGANIZATIONS - ALPHABETICAL ORDER

CHARITABLE ORGANIZATION	PROFESSIONAL FUND RAISER	GEO. AREA	RE-PORT TYPE	GROSS RECEIPTS	NET TO CHARITY	UNCOL-LECTED PLEDGES	% TO CHAR-ITY
Lupus Foundation of America Inc	Public Interest Communications Inc	8	Closing	\$595.00	-\$2,734.00	\$685.00	-459.50%
Lutheran World Relief Inc	MDS Communications Corporation	8	Closing	\$198,508.00	\$166,207.00	\$1,578.00	83.73%
Lynbrook Police Benevolent Association Inc	Island Marketing Consultants Inc	2	Closing	\$16,860.00	\$5,058.00	\$0.00	30.00%
Manor Park Seniors Ltd	Campaign Center Inc (The)	2	Interim	\$17,860.00	\$3,572.00	\$0.00	20.00%
March of Dimes Foundation	Haines & Company Inc	3	Closing	\$871,969.00	\$502,507.00	\$0.00	57.63%
March of Dimes Foundation	InfoCision Management Corporation	3	Closing	\$834,111.85	-\$1,454,802.53	\$0.00	-174.41%
Marine Corps Heritage Foundation	Harris Connect LLC	8	Closing	\$638,452.08	\$405,673.58	\$250,368.61	63.54%
Medecins Sans Frontieres USA Inc	Harris Direct	1	Closing	\$3,224,763.00	\$2,039,411.10	\$904,365.00	63.24%
Medecins Sans Frontieres USA Inc	Telefund Inc	1	Closing	\$22,048.00	-\$31,021.20	\$103,524.08	-140.70%
Media Research Center Inc	InfoCision Management Corporation	8	Closing	\$11,137.75	\$0.00	\$0.00	0.00%
Medical Support Association Inc	Midwest Publishing-DN Inc	8	Interim	\$73,818.00	\$11,073.00	\$0.00	15.00%
Medical Support Association Inc	Midwest Publishing-DN Inc	8	Closing	\$17,528.00	\$2,629.00	\$0.00	15.00%
MedicAlert Foundation United States Inc	IDC Ltd	8	Closing	\$194,792.15	\$41,779.21	\$0.00	21.45%
Memorial Sloan Kettering Cancer Center	Donor Services Group LLC	1	Closing	\$286,450.00	-\$138,152.60	\$278,439.00	-48.23%
Mercy Corps	Donor Services Group LLC	8	Interim	\$116,936.00	-\$85,780.00	\$324,764.00	-73.36%
Mercy Corps	Donor Services Group LLC	8	Closing	\$92,230.00	-\$27,894.67	\$123,407.00	-30.24%
Mercy Corps	MDS Communications Corporation	8	Closing	\$416,684.00	\$240,238.00	\$205,186.00	57.65%
Miracle Flights for Kids	Tele-Response Center Inc	8	Interim	\$628,951.51	\$299,200.84	\$0.00	47.57%

TABLE 1: CHARITABLE ORGANIZATIONS - ALPHABETICAL ORDER

CHARITABLE ORGANIZATION	PROFESSIONAL FUND RAISER	GEO. AREA	RE-PORT TYPE	GROSS RECEIPTS	NET TO CHARITY	UNCOL-LECTED PLEDGES	% TO CHAR-ITY
Morristown Memorial Health Foundation Inc	Share Group Inc	8	Closing	\$158,727.00	-\$34,077.00	\$0.00	-21.47%
Mothers Against Drunk Driving	DialAmerica Marketing Inc	8	Closing	\$916,485.91	-\$60,614.25	\$872,318.09	-6.61%
Mothers Against Drunk Driving	Heritage Company Inc (The)	8	Interim	\$180,500.21	\$90,250.11	\$0.00	50.00%
Mothers Against Drunk Driving	Heritage Company Inc (The)	8	Interim	\$2,911,538.29	\$1,041,493.06	\$0.00	35.77%
Mothers Against Drunk Driving	Public Interest Communications Inc	8	Closing	\$200,781.00	-\$2,389.00	\$120,893.00	-1.19%
Mothers Against Drunk Driving	Telefund Inc	8	Closing	\$16,236.00	-\$18,341.97	\$22,473.00	-112.97%
Mountain Lake Public Telecommunications Council Inc	ComNet Marketing Group Inc	4	Interim	\$22,998.00	\$15,465.12	\$0.00	67.25%
Multiple Sclerosis Association of America Inc	Heritage Company Inc (The)	8	Interim	\$1,935,008.73	\$1,110,452.94	\$67,234.00	57.39%
Multiple Sclerosis Association of America Inc	Strategic Direct Marketing	8	Interim	\$947,708.00	\$295,748.00	\$299,503.00	31.21%
Multiple Sclerosis Association of America Inc	Strategic Direct Marketing	8	Closing	\$163,060.00	\$35,005.00	\$87,641.00	21.47%
NAACP Legal Defense and Educational Fund Inc	Your Voice Media Inc	1	Closing	\$111,764.00	\$41,447.00	\$0.00	37.08%
NARAL Pro-Choice America	Donor Services Group LLC	8	Closing	\$557,740.00	\$235,627.00	\$150,566.00	42.25%
NARAL Pro-Choice America	Gordon and Schwenkmeyer Inc	8	Interim	\$172,735.00	\$5,783.75	\$26,232.00	3.35%
NARAL Pro-Choice America	Harris Direct	8	Closing	\$51,728.00	-\$3,165.00	\$28,366.00	-6.12%
NARAL Pro-Choice America	Telefund Inc	8	Closing	\$332,003.75	\$115,597.12	\$187,672.25	34.82%
NARAL Pro-Choice America	Your Voice Media Inc	8	Interim	\$103,588.00	\$12,266.00	\$0.00	11.84%
NARAL Pro-Choice America	Your Voice Media Inc	8	Closing	\$106,178.50	\$48,203.00	\$0.00	45.40%
Nassau County Council Veterans of Foreign Wars of the United States Inc	Campaign Center Inc (The)	2	Interim	\$141,497.00	\$28,299.40	\$0.00	20.00%

TABLE 1: CHARITABLE ORGANIZATIONS - ALPHABETICAL ORDER

CHARITABLE ORGANIZATION	PROFESSIONAL FUND RAISER	GEO. AREA	RE-PORT TYPE	GROSS RECEIPTS	NET TO CHARITY	UNCOL-LECTED PLEDGES	% TO CHAR-ITY
Nassau County Detectives Law Enforcement Night Committee	Island Marketing Consultants Inc	2	Closing	\$117,118.00	\$29,279.50	\$0.00	25.00%
National Association for the Advancement of Colored People	Telefund Inc	8	Closing	\$184,425.00	\$83,484.40	\$147,000.00	45.27%
National Breast Cancer Coalition	Public Interest Communications Inc	8	Closing	\$2,133.00	-\$2,500.00	\$1,101.00	-117.21%
National Breast Cancer Coalition	Telefund Inc	8	Closing	\$22,829.00	\$10,222.30	\$3,813.00	44.78%
National Cancer Coalition Inc	Bee LC	8	Interim	\$324,447.00	\$41,399.00	\$156,734.00	12.76%
National Caregiving Foundation	Heritage Company Inc (The)	8	Interim	\$494,464.50	\$70,958.86	\$0.00	14.35%
National Children Leukemia Foundation Inc	Associated Community Services Inc	1	Interim	\$1,568,128.02	\$784,063.96	\$0.00	50.00%
National Children Leukemia Foundation Inc	Insight Teleservices Inc	1	Closing	\$1,430,643.87	\$200,290.14	\$2,946,024.55	14.00%
National Children's Cancer Society Inc	Heritage Company Inc (The)	8	Interim	\$2,774,778.31	\$1,141,675.02	\$1,512,091.34	41.14%
National Committee to Preserve Social Security and Medicare	Heritage Company Inc (The)	8	Closing	\$1,181.00	\$0.00	\$3,173.00	0.00%
National Constitution Center	DCM Inc	8	Closing	\$70,297.00	-\$5,945.62	\$0.00	-8.46%
National Federation of the Blind of New York State Inc	Capital District Callers Inc	1	Interim	\$108,488.00	\$34,716.16	\$0.00	32.00%
National FFA Foundation Inc	ComNet Marketing Group Inc	8	Closing	\$11,424.00	\$6,120.21	\$0.00	53.57%
National Gay and Lesbian Task Force Foundation	Telefund Inc	8	Closing	\$41,557.00	\$15,261.66	\$26,889.00	36.72%
National Multiple Sclerosis Society	InfoCision Management Corporation	1	Closing	\$171,307.00	\$104,741.00	\$0.00	61.14%
National Museum of Women in the Arts Inc	SD&A Teleservices Inc	8	Closing	\$70,381.00	\$21,131.00	\$38,434.00	30.02%
National Narcotic Officers' Associations Coalition	Midwest Publishing-DN Inc	8	Interim	\$359,879.00	\$53,982.00	\$0.00	15.00%
National Organization for Women Inc	Telefund Inc	8	Closing	\$262,339.69	\$123,369.15	\$70,948.31	47.03%

TABLE 1: CHARITABLE ORGANIZATIONS - ALPHABETICAL ORDER

CHARITABLE ORGANIZATION	PROFESSIONAL FUND RAISER	GEO. AREA	RE-PORT TYPE	GROSS RECEIPTS	NET TO CHARITY	UNCOL-LECTED PLEDGES	% TO CHAR-ITY
National Organization for Women-New York State Inc	Gordon and Schwenkmeyer Inc	4	Interim	\$65,766.00	\$32,130.76	\$19,736.00	48.86%
National Parks Conservation Association	Donor Services Group LLC	8	Closing	\$354,329.00	\$52,587.60	\$129,574.00	14.84%
National Police Defense Foundation Inc	Menacola Marketing Inc	8	Interim	\$68,522.00	\$10,280.00	\$65,140.00	15.00%
National Rifle Association of America	InfoCision Management Corporation	8	Interim	\$25,534,202.00	\$8,743,566.00	\$0.00	34.24%
National Rifle Association of America	Strategic Direct Marketing	8	Interim	\$4,205,953.00	\$264,826.00	\$3,724,585.00	6.30%
National Rifle Association of America	Strategic Direct Marketing	8	Closing	\$2,334,087.00	\$70,852.00	\$2,475,172.00	3.04%
National Right to Life Committee Inc	Capitol Resources Inc	8	Closing	\$116,750.31	\$51,153.97	\$66,990.46	43.81%
National Right to Life Committee Inc	MDS Communications Corporation	8	Closing	\$1,379,781.00	\$586,810.00	\$594,220.00	42.53%
National Right to Life Committee Inc	RMG USA Inc	8	Interim	\$109,801.00	\$0.00	\$0.00	0.00%
National Right to Life Committee Inc	Strategic Direct Marketing	8	Interim	\$1,635,481.00	\$505,975.00	\$448,724.00	30.94%
National Right to Life Committee Inc	Strategic Direct Marketing	8	Closing	\$51,395.00	\$0.00	\$58,143.00	0.00%
National Trust for Historic Preservation in the United States	Donor Services Group LLC	8	Interim	\$719,966.49	\$439,617.64	\$145,630.00	61.06%
National Trust for Historic Preservation in the United States	Donor Services Group LLC	8	Closing	\$181,060.62	\$88,060.70	\$78,923.00	48.64%
National Veterans Foundation Inc	InfoCision Management Corporation	8	Closing	\$207,854.46	\$8,877.66	\$0.00	4.27%
National Veterans Services Fund Inc	Bee LC	8	Interim	\$360,934.00	\$37,400.00	\$82,025.00	10.36%
National Vietnam Veterans Foundation Inc	Midwest Publishing-DN Inc	8	Interim	\$517,009.00	\$56,871.00	\$0.00	11.00%
National Wildlife Federation	Donor Services Group LLC	8	Closing	\$313,102.57	-\$92,367.43	\$16,760.00	-29.50%
National Wildlife Federation	Harris Direct	8	Closing	\$107,947.80	-\$38,376.90	\$76,955.20	-35.55%

TABLE 1: CHARITABLE ORGANIZATIONS - ALPHABETICAL ORDER

CHARITABLE ORGANIZATION	PROFESSIONAL FUND RAISER	GEO. AREA	RE-PORT TYPE	GROSS RECEIPTS	NET TO CHARITY	UNCOLLECTED PLEDGES	% TO CHARITY
National Wildlife Federation	Share Group Inc	8	Closing	\$424,839.00	\$57,610.00	\$0.00	13.56%
Natural Resources Defense Council Inc	Donor Services Group LLC	1	Closing	\$662,883.00	\$144,157.61	\$308,042.00	21.75%
Natural Resources Defense Council Inc	Share Group Inc	1	Closing	\$242,841.00	\$468.00	\$0.00	0.19%
Natural Resources Defense Council Inc	Telefund Inc	1	Closing	\$354,787.05	-\$107,801.15	\$214,991.95	-30.38%
Nature Conservancy Inc	Donor Services Group LLC	8	Interim	\$3,163,236.44	\$1,510,524.46	\$1,012,282.00	47.75%
New Jersey Symphony Orchestra	DCM Inc	8	Closing	\$120,137.00	\$51,342.74	\$0.00	42.74%
New York AMVETS Inc	Xentel Inc	2	Interim	\$640,976.18	\$24,000.00	\$129,230.00	3.74%
New York AMVETS Inc	Xentel Inc	2	Closing	\$171,201.06	\$6,000.00	\$12,664.00	3.50%
New York and Presbyterian Hospital	Telecomp Inc	1	Closing	\$479,603.00	\$100,073.00	\$236,399.00	20.87%
New York Botanical Garden	ComNet Marketing Group Inc	1	Interim	\$62,897.00	\$39,732.22	\$0.00	63.17%
New York Cares Inc	Gordon and Schwenkmeyer Inc	1	Interim	\$96,999.50	\$69,916.72	\$29,796.50	72.08%
New York City Ballet Inc	SD&A Teleservices Inc	1	Closing	\$600,764.00	\$354,219.75	\$0.00	58.96%
New York City Opera Inc	Artsmarketing Services Inc	1	Closing	\$61,490.00	\$34,830.00	\$0.00	56.64%
New York Finger Lakes Region Police Officers Local #195 of the AFSCME AFL-CIO	Event Marketing (Narde, James Edward)	5	Closing	\$61,795.00	\$25,718.00	\$0.00	41.62%
New York Law Enforcement Association Inc	Stage Door Music Productions Inc	6	Closing	\$80,518.00	\$16,213.96	\$0.00	20.14%
New York Public Radio	Aria Communications Corporation	1	Closing	\$205,829.22	\$102,659.12	\$86,309.37	49.88%
New York Shakespeare Festival	DCM Inc	1	Interim	\$362,131.50	\$266,543.48	\$0.00	73.60%
New York Shakespeare Festival	DCM Inc	1	Closing	\$270,585.00	\$129,175.05	\$0.00	47.74%

TABLE 1: CHARITABLE ORGANIZATIONS - ALPHABETICAL ORDER

CHARITABLE ORGANIZATION	PROFESSIONAL FUND RAISER	GEO. AREA	RE-PORT TYPE	GROSS RECEIPTS	NET TO CHARITY	UNCOLLECTED PLEDGES	% TO CHARITY
New York Shakespeare Festival	SD&A Teleservices Inc	1	Closing	\$77,385.00	\$41,737.00	\$60.00	53.93%
New York State Association of Chiefs of Police Inc	Civic Partners Inc	4	Interim	\$215,102.00	\$75,285.70	\$0.00	35.00%
New York State Association of Chiefs of Police Inc	Xentel Inc	4	Interim	\$299,357.00	\$59,871.40	\$461,435.00	20.00%
New York State Association of PBA's Inc	Mac Communications (MacDonald, John T)	2	Interim	\$84,070.86	\$22,488.92	\$0.00	26.75%
New York State Association of PBA's Inc	Midwest Publishing-DN Inc	2	Closing	\$232,348.00	\$39,499.00	\$0.00	17.00%
New York State Court Clerks Association	Luxcore Ltd	1	Closing	\$31,920.00	\$20,748.00	\$0.00	65.00%
New York State Deputies Association Inc	Midwest Publishing-DN Inc	5	Closing	\$100,202.00	\$17,034.00	\$0.00	17.00%
New York State Historical Association	ComNet Marketing Group Inc	1	Closing	\$3,758.00	\$1,342.00	\$0.00	35.71%
New York State Right to Life Committee Inc	MDS Communications Corporation	4	Closing	\$152,333.00	\$73,012.00	\$71,605.00	47.93%
New York State Tenants & Neighbors Coalition Inc	Gordon and Schwenkmeyer Inc	1	Interim	\$55,196.00	\$33,609.56	\$11,636.00	60.89%
New York State Tenants & Neighbors Information Service Inc	Gordon and Schwenkmeyer Inc	1	Interim	\$21,859.00	\$13,316.00	\$6,233.00	60.92%
New York State Union of Police Associations Inc	Xentel Inc	3	Interim	\$22,073.40	\$3,311.01	\$28,703.00	15.00%
New York Vietnam Veterans Foundation Inc	Associated Community Services Inc	3	Interim	\$216,855.00	\$70,291.60	\$0.00	32.41%
Niagara Falls Police Club Inc	Spotlight Music Productions Inc	7	Interim	\$12,457.00	\$3,738.00	\$0.00	30.01%
North Shore Animal League America Inc	Outreach Associates Inc	2	Closing	\$491,512.00	\$154,969.00	\$0.00	31.53%
North Syracuse Police Benevolent Association	Municipal Marketing	5	Closing	\$21,560.00	\$5,390.00	\$0.00	25.00%
Northeast Mobile Search & Rescue Inc	Capital District Callers Inc	4	Interim	\$62,973.00	\$31,486.50	\$0.00	50.00%
Northwestern University	RuffaloCODY LLC	8	Closing	\$92,870.00	\$55,857.50	\$0.00	60.15%

TABLE 1: CHARITABLE ORGANIZATIONS - ALPHABETICAL ORDER

CHARITABLE ORGANIZATION	PROFESSIONAL FUND RAISER	GEO. AREA	RE-PORT TYPE	GROSS RECEIPTS	NET TO CHARITY	UNCOL-LECTED PLEDGES	% TO CHAR-ITY
NYS Park Police PBA Inc	Midwest Publishing-DN Inc	2	Interim	\$215,798.00	\$32,369.00	\$0.00	15.00%
NYST Benefit Fund Inc	Trooper Publishing Inc	4	Closing	\$386,840.55	\$121,219.90	\$0.00	31.34%
One Israel Fund Ltd	Siegel Marketing Group Inc	2	Closing	\$1,013.00	-\$4,627.33	\$639.00	-456.79%
Oneonta Police Benevolent Association	Event Marketing (Narde, James Edward)	5	Closing	\$52,565.00	\$19,974.70	\$0.00	38.00%
Operation Lookout National Center for Missing Youth	Contract Communications Inc	8	Interim	\$100,948.00	\$15,142.00	\$8,030.00	15.00%
Operation Lookout National Center for Missing Youth	Crown Management Systems LLC	8	Interim	\$56,779.84	\$9,084.77	\$0.00	16.00%
Operation Lookout National Center for Missing Youth	Insight Teleservices Inc	8	Closing	\$404,271.25	\$40,427.13	\$829,383.34	10.00%
Operation Lookout National Center for Missing Youth	Midwest Publishing-DN Inc	8	Interim	\$469,495.00	\$70,424.00	\$0.00	15.00%
Operation Smile Inc	Strategic Direct Marketing	8	Interim	\$466,836.00	\$183,339.00	\$392,004.00	39.27%
Optimal Medical Foundation Inc	Bee LC	8	Interim	\$233,470.00	\$24,739.00	\$107,496.00	10.60%
Orange County Deputy Sheriffs' Police Benevolent Association Inc	National Benefit Company	3	Closing	\$63,099.00	\$18,929.70	\$0.00	30.00%
Orange County K-9 Association Inc	Stage Door Music Productions Inc	3	Closing	\$92,734.00	\$20,401.48	\$0.00	22.00%
Organic Consumers Association	Hudson Bay Company of Illinois Inc	8	Interim	\$328,153.31	\$110,539.36	\$77,504.50	33.69%
Oriental Temple AAONMS	Civic Partners Inc	4	Closing	\$127,205.00	\$31,808.00	\$0.00	25.01%
Orleans County Deputy Sheriffs Association Inc	Spotlight Music Productions Inc	7	Interim	\$20,510.00	\$6,155.00	\$0.00	30.01%
Orleans County Deputy Sheriffs Association Inc	Spotlight Music Productions Inc	7	Closing	\$22,127.00	\$6,639.00	\$0.00	30.00%
Ossining Police Athletic League	Spotlight Music Productions Inc	3	Interim	\$48,015.00	\$14,407.00	\$0.00	30.01%
Oswego County Lodge-NYS Lodge #1 of the Fraternal Order of Police	Spotlight Music Productions Inc	5	Closing	\$14,635.00	\$4,391.00	\$0.00	30.00%

TABLE 1: CHARITABLE ORGANIZATIONS - ALPHABETICAL ORDER

CHARITABLE ORGANIZATION	PROFESSIONAL FUND RAISER	GEO. AREA	RE-PORT TYPE	GROSS RECEIPTS	NET TO CHARITY	UNCOLLECTED PLEDGES	% TO CHARITY
Otsego County Deputy Sheriffs Police Benevolent Association	Community Advertising Inc	5	Interim	\$51,840.00	\$18,144.00	\$0.00	35.00%
Owego Police Benevolent Association	Community Advertising Inc	5	Interim	\$36,455.00	\$12,759.25	\$0.00	35.00%
Oxfam America Inc	Donor Services Group LLC	8	Closing	\$326,971.00	\$254,383.00	\$0.00	77.80%
Oxfam America Inc	Share Group Inc	8	Closing	\$759,225.00	\$448,792.00	\$0.00	59.11%
Oxfam America Inc	Telefund Inc	8	Closing	\$313,027.57	\$120,439.37	\$116,577.43	38.48%
Pacifica Foundation	ComNet Marketing Group Inc	8	Closing	\$37,000.00	\$729.84	\$0.00	1.97%
Paralyzed Veterans of America	Donor Care Center Inc	8	Closing	\$16,821.50	-\$27,248.14	\$19,235.00	-161.98%
Parents of Retarded Children Camp Fund Inc	Marketing Squad Inc	7	Interim	\$149,184.00	\$29,836.80	\$0.00	20.00%
Patrolman's Benevolent Association of Southampton Town Inc	Tan Productions Inc	2	Interim	\$45,960.00	\$25,278.00	\$0.00	55.00%
Patrolman's Benevolent Association of Southampton Town Inc	Tan Productions Inc	2	Closing	\$45,435.00	\$24,989.25	\$0.00	55.00%
Peekskill Police Association Inc	Starlet Music Productions (Corbett, Herbert J)	3	Closing	\$66,850.00	\$20,055.00	\$0.00	30.00%
People for the American Way	Share Group Inc	8	Closing	\$188,059.00	\$50,549.00	\$0.00	26.88%
People for the American Way	Telefund Inc	8	Closing	\$9,802.00	-\$2,868.81	\$7,140.00	-29.27%
People for the Ethical Treatment of Animals Inc	Donor Services Group LLC	8	Closing	\$341,272.00	\$73,319.59	\$547,325.00	21.48%
People for the Ethical Treatment of Animals Inc	Share Group Inc	8	Closing	\$103,671.00	\$43,084.00	\$0.00	41.56%
Philharmonic-Symphony Society of New York Inc	DCM Inc	1	Interim	\$2,184,340.00	\$1,593,144.59	\$0.00	72.93%
Philharmonic-Symphony Society of New York Inc	DCM Inc	1	Closing	\$3,115.00	\$3,115.00	\$0.00	100.00%
Phillips Collection	Donor Services Group LLC	8	Closing	\$7,312.00	\$884.00	\$9,335.00	12.09%

TABLE 1: CHARITABLE ORGANIZATIONS - ALPHABETICAL ORDER

CHARITABLE ORGANIZATION	PROFESSIONAL FUND RAISER	GEO. AREA	RE-PORT TYPE	GROSS RECEIPTS	NET TO CHARITY	UNCOL-LECTED PLEDGES	% TO CHAR-ITY
Physicians Committee for Responsible Medicine Inc	Donor Services Group LLC	8	Closing	\$37,221.00	\$6,429.91	\$17,991.00	17.27%
Physicians for Social Responsibility Inc	Outreach Associates Inc	8	Closing	\$14,120.00	\$73.00	\$0.00	0.52%
Planetary Society	Harris Direct	8	Interim	\$66,190.00	-\$773.90	\$27,362.00	-1.17%
Planned Parenthood Action Fund Inc	Aria Communications Corporation	1	Interim	\$3,978.43	-\$1,032.51	\$1,983.43	-25.95%
Planned Parenthood Action Fund Inc	Aria Communications Corporation	1	Closing	\$486.00	-\$173.20	\$619.00	-35.64%
Planned Parenthood Action Fund Inc	Donor Services Group LLC	1	Closing	\$25,748.00	\$7,094.00	\$7,706.00	27.55%
Planned Parenthood Action Fund Inc	Telefund Inc	1	Closing	\$228,713.44	\$114,913.34	\$54,893.56	50.24%
Planned Parenthood Federation of America Inc	Aria Communications Corporation	1	Interim	\$26,984.66	\$11,112.27	\$7,171.69	41.18%
Planned Parenthood Federation of America Inc	Aria Communications Corporation	1	Closing	\$6,259.88	-\$2,316.21	\$2,178.62	-37.00%
Planned Parenthood Federation of America Inc	Donor Services Group LLC	1	Closing	\$585,668.00	\$269,950.00	\$272,246.00	46.09%
Planned Parenthood Federation of America Inc	Gordon and Schwenkmeyer Inc	1	Interim	\$610,601.18	\$88,316.67	\$507,560.74	14.46%
Planned Parenthood Federation of America Inc	Harris Direct	1	Closing	\$483,026.00	\$120,304.80	\$204,494.00	24.91%
Planned Parenthood Federation of America Inc	SD&A Teleservices Inc	1	Interim	\$121,064.00	\$77,077.40	\$58,167.00	63.67%
Planned Parenthood Federation of America Inc	Share Group Inc	1	Closing	\$350,980.00	\$126,347.00	\$0.00	36.00%
Planned Parenthood Federation of America Inc	Telefund Inc	1	Closing	\$321,516.26	\$181,011.16	\$108,133.74	56.30%
Police Association of the City of Yonkers Inc	Division 1 Calling Center Inc	3	Closing	\$124,452.00	\$43,558.20	\$100.00	35.00%
Police Athletic League of Niagara Falls NY Inc	Campaign Headquarters Inc	7	Closing	\$29,203.50	\$5,840.70	\$0.00	20.00%
Police Athletic League of Yonkers Foundation Inc	Division 1 Calling Center Inc	3	Interim	\$80,438.95	\$29,453.64	\$0.00	36.62%

TABLE 1: CHARITABLE ORGANIZATIONS - ALPHABETICAL ORDER

CHARITABLE ORGANIZATION	PROFESSIONAL FUND RAISER	GEO. AREA	RE-PORT TYPE	GROSS RECEIPTS	NET TO CHARITY	UNCOLLECTED PLEDGES	% TO CHARITY
Police Benevolent Association of Binghamton New York Inc	Northeastern Advertising (Morgan, William J)	5	Closing	\$30,047.50	\$12,019.00	\$0.00	40.00%
Police Benevolent Association of Elmira New York Inc	Northeastern Advertising (Morgan, William J)	6	Closing	\$44,355.00	\$22,177.50	\$0.00	50.00%
Police Benevolent Association of Hempstead New York Inc	Island Marketing Consultants Inc	2	Closing	\$99,844.00	\$24,961.00	\$0.00	25.00%
Police Benevolent Association of Pleasantville New York Inc	S & M Enterprises Inc	3	Interim	\$32,180.00	\$9,975.80	\$615.00	31.00%
Police Benevolent Association of the City of White Plains Inc	Division 1 Calling Center Inc	3	Interim	\$67,524.00	\$27,009.60	\$60.00	40.00%
Police Benevolent Association of Watkins Glen Inc	Northeastern Advertising (Morgan, William J)	6	Closing	\$22,877.50	\$10,842.12	\$0.00	47.39%
Police Captains & Lieutenants Association of Erie County Inc	Civic Partners Inc	7	Closing	\$63,789.00	\$19,000.00	\$0.00	29.79%
Police Conference of New York Inc	Crown Management Systems LLC	4	Interim	\$38,949.27	\$6,426.63	\$0.00	16.50%
Police Conference of New York Inc	Townsell Telecom Inc	4	Closing	\$255,211.00	\$76,563.30	\$0.00	30.00%
Police Conference of New York Inc	Xentel Inc	4	Interim	\$407,319.53	\$61,097.93	\$169,885.00	15.00%
Police Fresh Air Fund of Westchester County Inc	Division 1 Calling Center Inc	3	Interim	\$10,411.00	\$3,123.30	\$0.00	30.00%
Police Officer Defense Fund of New York State Inc	Xentel Inc	3	Interim	\$44,912.00	\$6,736.79	\$11,821.00	15.00%
Policemen's Benevolent Association of Westchester County Inc	S & M Enterprises Inc	3	Interim	\$70,110.00	\$27,342.90	\$0.00	39.00%
Port Washington Police Athletic League Inc	Tan Productions Inc	2	Interim	\$20,358.00	\$10,179.00	\$0.00	50.00%
Port Washington Police Benevolent Association Inc	Tan Productions Inc	2	Closing	\$45,623.00	\$22,811.50	\$0.00	50.00%
Project Cure Inc	Bee LC	8	Interim	\$862,786.00	\$91,929.00	\$193,943.00	10.65%
Promenade Nationale Corporation	Heritage Company Inc (The)	8	Interim	\$95,554.00	\$26,409.72	\$73,142.00	27.64%
Public Citizen Foundation Inc	Public Interest Communications Inc	8	Closing	\$12,873.00	-\$22,907.00	\$7,566.00	-177.95%

TABLE 1: CHARITABLE ORGANIZATIONS - ALPHABETICAL ORDER

CHARITABLE ORGANIZATION	PROFESSIONAL FUND RAISER	GEO. AREA	RE-PORT TYPE	GROSS RECEIPTS	NET TO CHARITY	UNCOL-LECTED PLEDGES	% TO CHAR-ITY
Public Citizen Inc	Public Interest Communications Inc	8	Closing	\$38,894.00	\$4,761.00	\$26,009.00	12.24%
Putnam County Sheriff's Department Police Benevolent Association	Community Services Inc	3	Interim	\$44,343.00	\$19,510.92	\$0.00	44.00%
Putnam County Volunteer Fireman's Association Inc	Community Services Inc	3	Closing	\$56,783.00	\$21,009.71	\$0.00	37.00%
Religious Coalition for Reproductive Choice Inc	Outreach Associates Inc	8	Closing	\$34,162.00	\$8,219.00	\$0.00	24.06%
Rochester General Hospital Foundation Inc	IDC Ltd	6	Closing	\$124,950.00	-\$100,255.02	\$93,377.50	-80.24%
Rochester Philharmonic Orchestra Inc	Bennett Direct Inc	6	Interim	\$424,499.00	\$301,499.00	\$41,077.00	71.02%
Rockland County Sheriffs Deputies Association Inc	National Benefit Company	3	Closing	\$94,186.00	\$32,965.10	\$0.00	35.00%
Roger Wyburn-Mason & Jack M Blount Foundation for Eradication of Rheumatoid Disease Inc	Bee LC	8	Interim	\$115,765.00	\$19,093.00	\$53,816.00	16.49%
Rutherford Institute	MDS Communications Corporation	8	Closing	\$48,902.00	\$15,274.00	\$15,363.00	31.23%
Rye Country Day School	Lester Inc	3	Closing	\$57,030.00	\$48,067.00	\$6,410.00	84.28%
SADD Inc	Tele-Response Center Inc	8	Closing	\$603,878.08	\$400,000.00	\$0.00	66.24%
San Francisco Opera Association	DCM Inc	8	Interim	\$745,647.48	\$491,559.92	\$0.00	65.92%
San Francisco Opera Association	DCM Inc	8	Closing	\$1,294,728.60	\$904,358.99	\$0.00	69.85%
Save the Children Federation Inc	Donor Care Center Inc	8	Closing	\$229,185.70	\$1,999.82	\$0.00	0.87%
Scarsdale Police Benevolent Association Inc	Townsell Telecom Inc	3	Closing	\$268,975.00	\$98,891.25	\$0.00	36.77%
Schenectady County Sheriffs Benevolent Association	Civic Partners Inc	4	Interim	\$25,245.00	\$7,573.60	\$0.00	30.00%
Servicemembers Legal Defense Network Inc	Public Interest Communications Inc	8	Closing	\$6,283.00	-\$5,319.00	\$8,282.00	-84.66%
Shiloh International Ministries	Gelmar Ltd	8	Closing	\$25,996.00	\$5,200.00	\$0.00	20.00%

TABLE 1: CHARITABLE ORGANIZATIONS - ALPHABETICAL ORDER

CHARITABLE ORGANIZATION	PROFESSIONAL FUND RAISER	GEO. AREA	RE-PORT TYPE	GROSS RECEIPTS	NET TO CHARITY	UNCOLLECTED PLEDGES	% TO CHARITY
Sierra Club	ComNet Marketing Group Inc	8	Closing	\$68,658.00	\$7,917.41	\$42,817.00	11.53%
Sierra Club	Donor Services Group LLC	8	Interim	\$977,777.06	\$454,000.14	\$6,009.41	46.43%
Sierra Club	Harris Direct	8	Closing	\$143,359.22	\$99,103.62	\$52,371.78	69.13%
Sierra Club	SD&A Teleservices Inc	8	Closing	\$639,037.38	\$345,439.65	\$0.00	54.06%
Sierra Club	Telefund Inc	8	Closing	\$1,111,442.78	\$828,477.11	\$0.00	74.54%
Smile Train Inc	InfoCision Management Corporation	1	Closing	\$7,885.00	\$2,252.50	\$0.00	28.57%
SOS Childrens Villages USA Inc	Public Interest Communications Inc	8	Closing	\$40,292.00	\$27,253.00	\$0.00	67.64%
South Lockport Fire Company Inc	Spotlight Music Productions Inc	7	Interim	\$44,040.00	\$11,013.00	\$0.00	25.01%
Southern Poverty Law Center Inc	Harris Direct	8	Interim	\$263,433.36	\$89,921.29	\$24,509.00	34.13%
Southern Poverty Law Center Inc	Outreach Associates Inc	8	Closing	\$429,553.00	\$232,241.00	\$0.00	54.07%
Southern Poverty Law Center Inc	Telefund Inc	8	Closing	\$710,687.00	\$297,488.28	\$678,858.00	41.86%
Southern Tier Canine Association Inc	Northeastern Advertising (Morgan, William J)	5	Closing	\$15,055.00	\$6,022.00	\$0.00	40.00%
Special Olympics New York Inc	Heritage Company Inc (The)	4	Closing	\$740,260.20	\$474,892.71	\$170,189.48	64.15%
Spring Valley Policemens Benevolent Association	National Benefit Company	3	Interim	\$34,552.00	\$12,093.20	\$0.00	35.00%
Stop the Violence Inc	Capital District Callers Inc	4	Interim	\$91,421.00	\$45,710.50	\$0.00	50.00%
Students for Life of America Inc	MDS Communications Corporation	8	Closing	\$107,203.00	\$45,860.00	\$36,793.00	42.78%
Suffolk County Council Veterans of Foreign Wars of the United States Inc	Campaign Center Inc (The)	2	Interim	\$71,484.00	\$17,882.15	\$0.00	25.02%
Suffolk County Deputy Sheriff's Benevolent Association	Tan Productions Inc	2	Closing	\$31,910.00	\$9,573.00	\$0.00	30.00%

TABLE 1: CHARITABLE ORGANIZATIONS - ALPHABETICAL ORDER

CHARITABLE ORGANIZATION	PROFESSIONAL FUND RAISER	GEO. AREA	RE-PORT TYPE	GROSS RECEIPTS	NET TO CHARITY	UNCOLLECTED PLEDGES	% TO CHARITY
Suffolk County Detachment Marine Corps League	Campaign Center Inc (The)	2	Interim	\$131,779.50	\$23,882.40	\$0.00	18.12%
Suffolk County Detective Investigators Police Benevolent Association	D & D Telemarketing Inc	2	Interim	\$95,760.00	\$33,516.00	\$0.00	35.00%
Suffolk County Police Athletic League Inc	Campaign Center Inc (The)	2	Interim	\$137,854.44	\$34,463.60	\$0.00	25.00%
Suffolk County Police Athletic League Inc	D & D Telemarketing Inc	2	Interim	\$101,181.00	\$40,472.40	\$0.00	40.00%
Suffolk County Police Conference Inc	Tan Productions Inc	2	Closing	\$48,600.00	\$17,010.00	\$0.00	35.00%
Suffolk County Police Memorial Fund Inc	D & D Telemarketing Inc	2	Closing	\$132,141.00	\$52,856.40	\$0.00	40.00%
Suffolk County United Veterans Halfway House Project Inc	Mure Associates Inc	2	Closing	\$43,324.00	\$8,664.80	\$0.00	20.00%
Sullivan County Patrolmens Benevolent Association	Mako Enterprises (Grimm, Robert)	3	Closing	\$25,092.00	\$7,520.00	\$0.00	29.97%
SUNY New Paltz Foundation Inc	Lester Inc	3	Closing	\$99,498.75	\$30,804.75	\$0.00	30.96%
Syracuse Jewish Federation Inc	Green Point Call Center Services Inc	5	Closing	\$13,773.00	\$11,519.00	\$0.00	83.63%
Syracuse Police Benevolent Association	Municipal Marketing	5	Closing	\$104,645.00	\$34,533.00	\$0.00	33.00%
TelecomPioneers Charitable Foundation	InfoCision Management Corporation	8	Closing	\$12,989.00	\$8,313.41	\$0.00	64.00%
Ten Lives Club Inc	Directele Inc	7	Interim	\$111,400.00	\$37,876.00	\$0.00	34.00%
Tompkins County Deputy Sheriffs' Association Inc	Event Marketing (Narde, James Edward)	5	Closing	\$53,275.00	\$26,637.50	\$0.00	50.00%
Town of Newburgh Policemen's Benevolent Association	National Benefit Company	3	Closing	\$56,932.00	\$17,079.60	\$0.00	30.00%
Town of Wallkill Volunteer Ambulance Corps Inc	Stage Door Music Productions Inc	3	Closing	\$30,992.50	\$6,000.00	\$0.00	19.36%
Town Police Fraternity Inc	Starlet Music Productions (Corbett, Herbert J)	3	Closing	\$51,660.00	\$15,498.00	\$0.00	30.00%
Troy Detachment Marine Corps League Inc	Capital District Callers Inc	4	Interim	\$22,068.00	\$11,034.00	\$0.00	50.00%

TABLE 1: CHARITABLE ORGANIZATIONS - ALPHABETICAL ORDER

CHARITABLE ORGANIZATION	PROFESSIONAL FUND RAISER	GEO. AREA	RE-PORT TYPE	GROSS RECEIPTS	NET TO CHARITY	UNCOLLECTED PLEDGES	% TO CHARITY
U S English Inc	InfoCision Management Corporation	8	Closing	\$299,364.88	\$93,102.36	\$0.00	31.10%
Ulster County Sheriff's Employees Association	Stage Door Music Productions Inc	3	Closing	\$37,291.00	\$15,000.00	\$0.00	40.22%
Ulster County Volunteer Firemen's Association	Stage Door Music Productions Inc	3	Interim	\$43,915.00	\$8,783.00	\$0.00	20.00%
Uniformed Court Officers Association of Suffolk County Inc	Tan Productions Inc	2	Closing	\$63,468.00	\$19,040.40	\$0.00	30.00%
Uniformed Fire Fighters Association of the City of New Rochelle Inc	S & M Enterprises Inc	3	Closing	\$52,920.00	\$16,934.40	\$1,825.00	32.00%
Uniformed Firefighters Association of the City of Mount Vernon NY Inc	Division 1 Calling Center Inc	3	Closing	\$57,197.00	\$20,028.80	\$0.00	35.02%
Union of Concerned Scientists Inc	Share Group Inc	8	Closing	\$134,696.00	-\$20,916.00	\$0.00	-15.53%
Unitarian Universalist Service Committee Inc	Share Group Inc	8	Closing	\$268,698.00	\$168,333.00	\$0.00	62.65%
United Breast Cancer Foundation	Capital District Callers Inc	2	Interim	\$186,666.00	\$93,333.00	\$0.00	50.00%
United Farm Workers of America	Gordon and Schwenkmeyer Inc	8	Closing	\$339,747.08	\$168,618.24	\$53,935.92	49.63%
United States Association for United Nations High Commissioner for Refugees	Donor Services Group LLC	8	Closing	\$31,093.08	\$18,583.08	\$1,840.00	59.77%
United States Equestrian Team Foundation Inc	Harris Connect LLC	8	Closing	\$157,165.15	\$51,463.75	\$0.00	32.75%
United States Fund for UNICEF	Donor Services Group LLC	1	Closing	\$86,028.00	\$9,792.76	\$141,754.00	11.38%
United States Fund for UNICEF	InfoCision Management Corporation	1	Closing	\$720.00	\$720.00	\$0.00	100.00%
United States Fund for UNICEF	Share Group Inc	1	Closing	\$1,041,505.00	\$189,788.00	\$0.00	18.22%
United States Olympic Committee	Strategic Direct Marketing	8	Interim	\$301,971.00	\$168,931.00	\$91,608.00	55.94%
United States Olympic Committee	Strategic Direct Marketing	8	Closing	\$146,709.00	\$44,481.00	\$87,588.00	30.32%
United States Police Canine Association/Region #7	Stage Door Music Productions Inc	2	Closing	\$204,380.49	\$47,008.11	\$0.00	23.00%

TABLE 1: CHARITABLE ORGANIZATIONS - ALPHABETICAL ORDER

CHARITABLE ORGANIZATION	PROFESSIONAL FUND RAISER	GEO. AREA	RE-PORT TYPE	GROSS RECEIPTS	NET TO CHARITY	UNCOL-LECTED PLEDGES	% TO CHAR-ITY
United To End Genocide	Donor Services Group LLC	8	Closing	\$21,630.00	\$1,715.49	\$12,096.00	7.93%
United To End Genocide	Public Interest Communications Inc	8	Closing	\$68,012.00	\$10,886.00	\$3,418.00	16.01%
University of Colorado Foundation Inc	RuffaloCODY LLC	8	Interim	\$1,331,937.69	\$624,125.65	\$0.00	46.86%
University of Connecticut Foundation Inc	RuffaloCODY LLC	8	Interim	\$630,854.41	\$266,926.30	\$334,873.77	42.31%
US Citizens Association	InfoCision Management Corporation	8	Interim	\$135,991.00	\$0.00	\$0.00	0.00%
Vermont ETV Inc	ComNet Marketing Group Inc	8	Interim	\$35,794.20	\$17,993.42	\$0.00	50.27%
Vermont ETV Inc	Share Group Inc	8	Closing	\$153,959.00	\$33,880.00	\$0.00	22.01%
Vestal Police Benevolent Association Inc	Event Marketing (Narde, James Edward)	5	Closing	\$64,612.00	\$24,552.56	\$0.00	38.00%
Veterans of Foreign Wars of the United States	MDS Communications Corporation	8	Closing	\$1,211,947.00	\$326,945.00	\$857,667.00	26.98%
Vietnam Veterans of America Chapter 803	Northeastern Advertising (Morgan, William J)	6	Closing	\$14,450.00	\$5,057.50	\$0.00	35.00%
VietNow National Headquarters Inc	Crown Management Systems LLC	8	Interim	\$39,231.00	\$5,884.65	\$0.00	15.00%
VietNow National Headquarters Inc	Menacola Marketing Inc	8	Interim	\$158,561.00	\$15,856.10	\$214,361.00	10.00%
Village of Fishkill Police Benevolent Association	Stage Door Music Productions Inc	3	Interim	\$45,343.00	\$10,000.00	\$0.00	22.05%
Village of Hempstead Police Activity League Inc	Island Marketing Consultants Inc	2	Closing	\$61,379.00	\$18,413.70	\$0.00	30.00%
Volunteer Firemens Convention Committee of Oneida County Inc	Stage Door Music Productions Inc	5	Interim	\$11,678.00	\$2,325.60	\$0.00	19.91%
Walk Thru the Bible Ministries	MDS Communications Corporation	8	Closing	\$57,719.00	\$12,510.00	\$27,291.00	21.67%
Waterford Emergency Team Inc	Capital District Callers Inc	4	Interim	\$35,716.00	\$17,858.00	\$0.00	50.00%
Waterkeeper Alliance Inc	Public Interest Communications Inc	3	Closing	\$32,055.00	\$6,544.00	\$0.00	20.41%

TABLE 1: CHARITABLE ORGANIZATIONS - ALPHABETICAL ORDER

CHARITABLE ORGANIZATION	PROFESSIONAL FUND RAISER	GEO. AREA	RE-PORT TYPE	GROSS RECEIPTS	NET TO CHARITY	UNCOL-LECTED PLEDGES	% TO CHAR-ITY
Watertown Police Benevolent Association	Stage Door Music Productions Inc with Sound Exchange (The) (Hurd, James H)	5	Closing	\$62,391.00	\$12,478.20	\$0.00	20.00%
Wellstone Action	Share Group Inc	8	Closing	\$79,925.00	\$13,131.00	\$0.00	16.43%
Westchester County Correction Officers Benevolent Association Inc	Spotlight Music Productions Inc	3	Closing	\$12,185.00	\$1,413.00	\$0.00	11.60%
Western New York Public Broadcasting Association	Phone Bank Systems Inc	7	Interim	\$105,190.74	\$50,284.06	\$7,930.76	47.80%
Wilderness Society	ComNet Marketing Group Inc	8	Closing	\$65,454.70	\$11,216.20	\$0.00	17.14%
Wilderness Society	Gordon and Schwenkmeyer Inc	8	Interim	\$122,441.00	\$6,758.54	\$73,349.00	5.52%
Wilderness Society	Telefund Inc	8	Closing	\$13,488.00	-\$16,342.38	\$11,048.00	-121.16%
Wilderness Society	Your Voice Media Inc	8	Closing	\$68,348.00	\$6,443.50	\$0.00	9.43%
Wishing Well Foundation USA Inc	Contract Communications Inc	8	Interim	\$405,727.00	\$52,745.00	\$32,450.00	13.00%
Wishing Well Foundation USA Inc	J.E.K. Marketing Inc	8	Interim	\$180,900.00	\$36,180.00	\$0.00	20.00%
WMHT Educational Telecommunications Inc	Aria Communications Corporation	4	Closing	\$90,315.00	\$56,779.38	\$15,845.70	62.87%
Woman to Woman Breast Cancer Foundation Inc	Menacola Marketing Inc	8	Interim	\$96,444.50	\$9,644.45	\$132,361.00	10.00%
Woman to Woman Breast Cancer Foundation Inc	Midwest Publishing-DN Inc	8	Interim	\$1,086,707.00	\$128,999.00	\$0.00	11.87%
Woman to Woman Breast Cancer Foundation Inc	Safety Publications Inc	8	Interim	\$56,499.17	\$7,344.89	\$13,038.00	13.00%
Women for Women International	Share Group Inc	8	Closing	\$28,373.00	\$14,562.00	\$0.00	51.32%
Women's Campaign Forum	Gordon and Schwenkmeyer Inc	8	Interim	\$6,940.00	\$1,887.37	\$3,578.00	27.20%
World Society for the Protection of Animals	Donor Care Center Inc	8	Closing	\$19,842.00	\$178.25	\$0.00	0.90%
World Wildlife Fund Inc	Donor Services Group LLC	8	Closing	\$168,741.00	\$16,336.49	\$153,793.00	9.68%

TABLE 1: CHARITABLE ORGANIZATIONS - ALPHABETICAL ORDER

CHARITABLE ORGANIZATION	PROFESSIONAL FUND RAISER	GEO. AREA	RE-PORT TYPE	GROSS RECEIPTS	NET TO CHARITY	UNCOLLECTED PLEDGES	% TO CHARITY
World Wildlife Fund Inc	Harris Direct	8	Interim	\$782,991.00	\$239,304.00	\$298,055.00	30.56%
World Wildlife Fund Inc	Public Interest Communications Inc	8	Closing	\$359,836.00	\$39,020.00	\$47,999.00	10.84%
WSKG Public Telecommunications Council	ComNet Marketing Group Inc	5	Interim	\$2,443.35	\$961.79	\$0.00	39.36%
WXXI Public Broadcasting Council	Phone Bank Systems Inc	6	Interim	\$130,361.00	\$71,404.74	\$53,144.50	54.77%
Yonkers Police Captains, Lieutenants & Sergeants Benevolent Association	Townsell Telecom Inc	3	Closing	\$120,172.00	\$41,051.60	\$0.00	34.16%
Yosemite Foundation	Telefund Inc	8	Closing	\$27,173.75	-\$6,525.20	\$34,141.25	-24.01%
	TOTALS			\$249,088,649.12	\$92,004,863.03	\$50,741,839.48	36.94%

TABLE 2
Professional Fund Raisers-
Alphabetical Order
2010 Telemarketing Campaigns

TABLE 2: PROFESSIONAL FUND RAISERS - ALPHABETICAL ORDER

PROFESSIONAL FUND RAISER	CHARITABLE ORGANIZATION	GEO. AREA	RE-PORT TYPE	GROSS RECEIPTS	NET TO CHARITY	UNCOL-LECTED PLEDGES	% TO CHAR-ITY
2Listen LLC	Feed the Children, Inc.	8	Interim	\$51,257.00	-\$117,781.23	\$136,526.00	-229.79%
Aria Communications Corporation	American Humane Association	8	Closing	\$14,063.50	-\$11,139.51	\$0.00	-79.21%
Aria Communications Corporation	Gay Men's Health Crisis Inc	1	Interim	\$53,871.50	\$25,805.97	\$0.00	47.90%
Aria Communications Corporation	New York Public Radio	1	Closing	\$205,829.22	\$102,659.12	\$86,309.37	49.88%
Aria Communications Corporation	Planned Parenthood Action Fund Inc	1	Interim	\$3,978.43	-\$1,032.51	\$1,983.43	-25.95%
Aria Communications Corporation	Planned Parenthood Action Fund Inc	1	Closing	\$486.00	-\$173.20	\$619.00	-35.64%
Aria Communications Corporation	Planned Parenthood Federation of America Inc	1	Interim	\$26,984.66	\$11,112.27	\$7,171.69	41.18%
Aria Communications Corporation	Planned Parenthood Federation of America Inc	1	Closing	\$6,259.88	-\$2,316.21	\$2,178.62	-37.00%
Aria Communications Corporation	WMHT Educational Telecommunications Inc	4	Closing	\$90,315.00	\$56,779.38	\$15,845.70	62.87%
Artsmarketing Services Inc	Carnegie Hall Corporation	1	Closing	\$778,844.00	\$488,541.00	\$0.00	62.73%
Artsmarketing Services Inc	New York City Opera Inc	1	Closing	\$61,490.00	\$34,830.00	\$0.00	56.64%
Associated Community Services Inc	Breast Cancer Society Inc	8	Interim	\$13,172,958.57	\$5,927,831.08	\$0.00	45.00%
Associated Community Services Inc	Cancer Fund of America Inc	8	Interim	\$2,727,952.59	\$545,590.52	\$0.00	20.00%
Associated Community Services Inc	Children with Hair Loss Inc	8	Interim	\$891,007.51	\$155,922.42	\$0.00	17.50%
Associated Community Services Inc	Children's Cancer Fund of America	8	Interim	\$4,312,581.93	\$862,516.39	\$0.00	20.00%
Associated Community Services Inc	Firefighters Support Services Incorporated	8	Interim	\$1,510,244.57	\$679,609.98	\$0.00	45.00%
Associated Community Services Inc	Foundation for American Veterans Inc	8	Interim	\$7,977,540.99	\$3,589,893.28	\$0.00	45.00%
Associated Community Services Inc	Law Enforcement Education Program	8	Interim	\$2,152,196.92	\$968,488.58	\$0.00	45.00%

TABLE 2: PROFESSIONAL FUND RAISERS - ALPHABETICAL ORDER

PROFESSIONAL FUND RAISER	CHARITABLE ORGANIZATION	GEO. AREA	RE-PORT TYPE	GROSS RECEIPTS	NET TO CHARITY	UNCOL-LECTED PLEDGES	% TO CHAR-ITY
Associated Community Services Inc	National Children Leukemia Foundation Inc	1	Interim	\$1,568,128.02	\$784,063.96	\$0.00	50.00%
Associated Community Services Inc	New York Vietnam Veterans Foundation Inc	3	Interim	\$216,855.00	\$70,291.60	\$0.00	32.41%
Bee LC	Breast Cancer Relief Foundation	8	Interim	\$232,758.00	\$23,685.00	\$91,975.22	10.18%
Bee LC	Cancer Fund of America Inc	8	Interim	\$375,613.00	\$41,007.00	\$34,660.00	10.92%
Bee LC	Heart Support of America Inc	8	Interim	\$315,187.00	\$33,206.00	\$101,890.00	10.54%
Bee LC	National Cancer Coalition Inc	8	Interim	\$324,447.00	\$41,399.00	\$156,734.00	12.76%
Bee LC	National Veterans Services Fund Inc	8	Interim	\$360,934.00	\$37,400.00	\$82,025.00	10.36%
Bee LC	Optimal Medical Foundation Inc	8	Interim	\$233,470.00	\$24,739.00	\$107,496.00	10.60%
Bee LC	Project Cure Inc	8	Interim	\$862,786.00	\$91,929.00	\$193,943.00	10.65%
Bee LC	Roger Wyburn-Mason & Jack M Blount Foundation for Eradication of Rheumatoid Disease Inc	8	Interim	\$115,765.00	\$19,093.00	\$53,816.00	16.49%
Bennett Direct Inc	Adirondack Historical Association	4	Closing	\$45,255.00	\$25,742.60	\$0.00	56.88%
Bennett Direct Inc	Buffalo Philharmonic Orchestra Society Inc	7	Closing	\$389,690.00	\$207,526.00	\$0.00	53.25%
Bennett Direct Inc	Rochester Philharmonic Orchestra Inc	6	Interim	\$424,499.00	\$301,499.00	\$41,077.00	71.02%
Campaign Center Inc (The)	American Foundation for Disabled Children Inc	1	Interim	\$3,265.00	\$653.00	\$0.00	20.00%
Campaign Center Inc (The)	Coalition Against Breast Cancer Inc	2	Interim	\$660,725.58	\$117,671.29	\$0.00	17.81%
Campaign Center Inc (The)	Defeat Diabetes Foundation Inc	8	Interim	\$148,322.98	\$25,854.68	\$0.00	17.43%
Campaign Center Inc (The)	East End Detachment Marine Corps League Inc	2	Interim	\$44,157.00	\$8,507.25	\$0.00	19.27%
Campaign Center Inc (The)	Huntington Long Island Detachment Marine Corps League	2	Interim	\$20,257.00	\$4,628.75	\$0.00	22.85%

TABLE 2: PROFESSIONAL FUND RAISERS - ALPHABETICAL ORDER

PROFESSIONAL FUND RAISER	CHARITABLE ORGANIZATION	GEO. AREA	RE-PORT TYPE	GROSS RECEIPTS	NET TO CHARITY	UNCOLLECTED PLEDGES	% TO CHARITY
Campaign Center Inc (The)	Long Island State Park Police Benevolent Association Inc	2	Interim	\$133,861.00	\$31,602.45	\$0.00	23.61%
Campaign Center Inc (The)	Manor Park Seniors Ltd	2	Interim	\$17,860.00	\$3,572.00	\$0.00	20.00%
Campaign Center Inc (The)	Nassau County Council Veterans of Foreign Wars of the United States Inc	2	Interim	\$141,497.00	\$28,299.40	\$0.00	20.00%
Campaign Center Inc (The)	Suffolk County Council Veterans of Foreign Wars of the United States Inc	2	Interim	\$71,484.00	\$17,882.15	\$0.00	25.02%
Campaign Center Inc (The)	Suffolk County Detachment Marine Corps League	2	Interim	\$131,779.50	\$23,882.40	\$0.00	18.12%
Campaign Center Inc (The)	Suffolk County Police Athletic League Inc	2	Interim	\$137,854.44	\$34,463.60	\$0.00	25.00%
Campaign Headquarters Inc	Badge and Shield Club Inc	7	Interim	\$99,180.99	\$27,770.68	\$0.00	28.00%
Campaign Headquarters Inc	Buffalo Police Benevolent Association Inc	7	Closing	\$127,750.45	\$39,602.64	\$0.00	31.00%
Campaign Headquarters Inc	Buffalo Police Benevolent Association Inc	7	Closing	\$61,896.94	\$12,379.39	\$0.00	20.00%
Campaign Headquarters Inc	Deputy Sheriffs' Association of Niagara County Inc	7	Closing	\$188,185.00	\$37,637.00	\$0.00	20.00%
Campaign Headquarters Inc	Erie County Association of Chiefs of Police Inc	7	Closing	\$45,825.00	\$13,747.50	\$0.00	30.00%
Campaign Headquarters Inc	Police Athletic League of Niagara Falls NY Inc	7	Closing	\$29,203.50	\$5,840.70	\$0.00	20.00%
Capital District Callers Inc	Captain William Dale O'Brien Detachment Marine Corps League	4	Interim	\$22,068.00	\$11,034.00	\$0.00	50.00%
Capital District Callers Inc	Cornerstone Soup Kitchen & Food Pantry Inc	4	Interim	\$150,518.00	\$75,259.00	\$0.00	50.00%
Capital District Callers Inc	Defeat Diabetes Foundation Inc	8	Interim	\$72,391.00	\$32,575.95	\$0.00	45.00%
Capital District Callers Inc	Electric City Detachment Marine Corps League	4	Interim	\$21,470.00	\$10,735.00	\$0.00	50.00%
Capital District Callers Inc	Food Pantries for the Capital District Inc	4	Closing	\$309,946.00	\$185,967.60	\$0.00	60.00%
Capital District Callers Inc	Hunger Action Network of New York State	4	Interim	\$141,474.00	\$77,810.70	\$0.00	55.00%

TABLE 2: PROFESSIONAL FUND RAISERS - ALPHABETICAL ORDER

PROFESSIONAL FUND RAISER	CHARITABLE ORGANIZATION	GEO. AREA	RE-PORT TYPE	GROSS RECEIPTS	NET TO CHARITY	UNCOLLECTED PLEDGES	% TO CHARITY
Capital District Callers Inc	National Federation of the Blind of New York State Inc	1	Interim	\$108,488.00	\$34,716.16	\$0.00	32.00%
Capital District Callers Inc	Northeast Mobile Search & Rescue Inc	4	Interim	\$62,973.00	\$31,486.50	\$0.00	50.00%
Capital District Callers Inc	Stop the Violence Inc	4	Interim	\$91,421.00	\$45,710.50	\$0.00	50.00%
Capital District Callers Inc	Troy Detachment Marine Corps League Inc	4	Interim	\$22,068.00	\$11,034.00	\$0.00	50.00%
Capital District Callers Inc	United Breast Cancer Foundation	2	Interim	\$186,666.00	\$93,333.00	\$0.00	50.00%
Capital District Callers Inc	Waterford Emergency Team Inc	4	Interim	\$35,716.00	\$17,858.00	\$0.00	50.00%
Capitol Resources Inc	Americans for Fair Taxation	8	Closing	\$153,345.65	\$84,265.42	\$152,239.00	54.95%
Capitol Resources Inc	National Right to Life Committee Inc	8	Closing	\$116,750.31	\$51,153.97	\$66,990.46	43.81%
Civic Partners Inc	Cheektowaga Police Captains and Lieutenants Association Inc	7	Closing	\$28,160.00	\$8,448.00	\$0.00	30.00%
Civic Partners Inc	Cyprus Temple of the A A O N M S of Albany New York	4	Closing	\$29,180.00	\$7,347.50	\$0.00	25.18%
Civic Partners Inc	Glens Falls Police Benevolent Association	4	Closing	\$30,000.00	\$7,500.00	\$0.00	25.00%
Civic Partners Inc	New York State Association of Chiefs of Police Inc	4	Interim	\$215,102.00	\$75,285.70	\$0.00	35.00%
Civic Partners Inc	Oriental Temple AAONMS	4	Closing	\$127,205.00	\$31,808.00	\$0.00	25.01%
Civic Partners Inc	Police Captains & Lieutenants Association of Erie County Inc	7	Closing	\$63,789.00	\$19,000.00	\$0.00	29.79%
Civic Partners Inc	Schenectady County Sheriffs Benevolent Association	4	Interim	\$25,245.00	\$7,573.60	\$0.00	30.00%
Community Advertising Inc	Bath Police Benevolent Association	6	Interim	\$36,520.00	\$12,782.00	\$0.00	35.00%
Community Advertising Inc	Cattaraugus County Sheriff's Employees' Benevolent Association	7	Interim	\$66,920.00	\$23,422.00	\$0.00	35.00%
Community Advertising Inc	Chemung County Deputy Sheriff's Association	6	Interim	\$68,445.00	\$28,746.90	\$0.00	42.00%

TABLE 2: PROFESSIONAL FUND RAISERS - ALPHABETICAL ORDER

PROFESSIONAL FUND RAISER	CHARITABLE ORGANIZATION	GEO. AREA	RE-PORT TYPE	GROSS RECEIPTS	NET TO CHARITY	UNCOLLECTED PLEDGES	% TO CHARITY
Community Advertising Inc	Delaware County Deputy Sheriff's Police Benevolent Association Inc	3	Interim	\$44,570.00	\$15,949.50	\$0.00	35.79%
Community Advertising Inc	Deputies Association of the County of Steuben	6	Interim	\$63,855.00	\$28,734.75	\$0.00	45.00%
Community Advertising Inc	Endicott Police Benevolent Association Inc	5	Interim	\$34,640.00	\$13,163.20	\$0.00	38.00%
Community Advertising Inc	Otsego County Deputy Sheriffs Police Benevolent Association	5	Interim	\$51,840.00	\$18,144.00	\$0.00	35.00%
Community Advertising Inc	Owego Police Benevolent Association	5	Interim	\$36,455.00	\$12,759.25	\$0.00	35.00%
Community Services Inc	Croton Police Association Inc	3	Closing	\$39,139.00	\$17,092.93	\$0.00	43.67%
Community Services Inc	Putnam County Sheriff's Department Police Benevolent Association	3	Interim	\$44,343.00	\$19,510.92	\$0.00	44.00%
Community Services Inc	Putnam County Volunteer Fireman's Association Inc	3	Closing	\$56,783.00	\$21,009.71	\$0.00	37.00%
ComNet Marketing Group Inc	Mountain Lake Public Telecommunications Council Inc	4	Interim	\$22,998.00	\$15,465.12	\$0.00	67.25%
ComNet Marketing Group Inc	National FFA Foundation Inc	8	Closing	\$11,424.00	\$6,120.21	\$0.00	53.57%
ComNet Marketing Group Inc	New York Botanical Garden	1	Interim	\$62,897.00	\$39,732.22	\$0.00	63.17%
ComNet Marketing Group Inc	New York State Historical Association	1	Closing	\$3,758.00	\$1,342.00	\$0.00	35.71%
ComNet Marketing Group Inc	Pacifica Foundation	8	Closing	\$37,000.00	\$729.84	\$0.00	1.97%
ComNet Marketing Group Inc	Sierra Club	8	Closing	\$68,658.00	\$7,917.41	\$42,817.00	11.53%
ComNet Marketing Group Inc	Vermont ETV Inc	8	Interim	\$35,794.20	\$17,993.42	\$0.00	50.27%
ComNet Marketing Group Inc	Wilderness Society	8	Closing	\$65,454.70	\$11,216.20	\$0.00	17.14%
ComNet Marketing Group Inc	WSKG Public Telecommunications Council	5	Interim	\$2,443.35	\$961.79	\$0.00	39.36%
Contract Communications Inc	Children's Cancer Recovery Foundation	8	Interim	\$952,712.00	\$166,724.00	\$78,210.00	17.50%

TABLE 2: PROFESSIONAL FUND RAISERS - ALPHABETICAL ORDER

PROFESSIONAL FUND RAISER	CHARITABLE ORGANIZATION	GEO. AREA	RE-PORT TYPE	GROSS RECEIPTS	NET TO CHARITY	UNCOLLECTED PLEDGES	% TO CHARITY
Contract Communications Inc	Operation Lookout National Center for Missing Youth	8	Interim	\$100,948.00	\$15,142.00	\$8,030.00	15.00%
Contract Communications Inc	Wishing Well Foundation USA Inc	8	Interim	\$405,727.00	\$52,745.00	\$32,450.00	13.00%
Courtesy Health Watch Inc	Children's Leukemia Research Association Inc	2	Interim	\$1,233,300.00	\$232,828.72	\$559,117.00	18.88%
Crown Management Systems LLC	American Children's Society Inc	8	Interim	\$9,540.67	\$1,526.51	\$0.00	16.00%
Crown Management Systems LLC	Caring For Our Children Foundation	8	Interim	\$37,961.26	\$6,073.80	\$0.00	16.00%
Crown Management Systems LLC	Coalition Against Breast Cancer Inc	2	Interim	\$43,130.00	\$8,626.00	\$0.00	20.00%
Crown Management Systems LLC	Operation Lookout National Center for Missing Youth	8	Interim	\$56,779.84	\$9,084.77	\$0.00	16.00%
Crown Management Systems LLC	Police Conference of New York Inc	4	Interim	\$38,949.27	\$6,426.63	\$0.00	16.50%
Crown Management Systems LLC	VietNow National Headquarters Inc	8	Interim	\$39,231.00	\$5,884.65	\$0.00	15.00%
D & D Telemarketing Inc	Suffolk County Detective Investigators Police Benevolent Association	2	Interim	\$95,760.00	\$33,516.00	\$0.00	35.00%
D & D Telemarketing Inc	Suffolk County Police Athletic League Inc	2	Interim	\$101,181.00	\$40,472.40	\$0.00	40.00%
D & D Telemarketing Inc	Suffolk County Police Memorial Fund Inc	2	Closing	\$132,141.00	\$52,856.40	\$0.00	40.00%
DCM Inc	American Association of Museums	8	Closing	\$20,083.00	\$486.00	\$0.00	2.42%
DCM Inc	Ballet Theatre Foundation Inc	1	Interim	\$747,899.82	\$543,728.71	\$0.00	72.70%
DCM Inc	Boston Ballet Inc	8	Closing	\$166,023.50	\$65,758.78	\$0.00	39.61%
DCM Inc	Brooklyn Institute of Arts and Sciences	1	Closing	\$50,020.00	-\$8,524.96	\$0.00	-17.04%
DCM Inc	Jazz at Lincoln Center Inc	1	Closing	\$207,153.05	\$100,441.41	\$0.00	48.49%
DCM Inc	Lincoln Center for the Performing Arts Inc	1	Closing	\$37,720.00	\$12,826.86	\$0.00	34.01%

TABLE 2: PROFESSIONAL FUND RAISERS - ALPHABETICAL ORDER

PROFESSIONAL FUND RAISER	CHARITABLE ORGANIZATION	GEO. AREA	RE-PORT TYPE	GROSS RECEIPTS	NET TO CHARITY	UNCOL-LECTED PLEDGES	% TO CHAR-ITY
DCM Inc	National Constitution Center	8	Closing	\$70,297.00	-\$5,945.62	\$0.00	-8.46%
DCM Inc	New Jersey Symphony Orchestra	8	Closing	\$120,137.00	\$51,342.74	\$0.00	42.74%
DCM Inc	New York Shakespeare Festival	1	Interim	\$362,131.50	\$266,543.48	\$0.00	73.60%
DCM Inc	New York Shakespeare Festival	1	Closing	\$270,585.00	\$129,175.05	\$0.00	47.74%
DCM Inc	Philharmonic-Symphony Society of New York Inc	1	Interim	\$2,184,340.00	\$1,593,144.59	\$0.00	72.93%
DCM Inc	Philharmonic-Symphony Society of New York Inc	1	Closing	\$3,115.00	\$3,115.00	\$0.00	100.00%
DCM Inc	San Francisco Opera Association	8	Interim	\$745,647.48	\$491,559.92	\$0.00	65.92%
DCM Inc	San Francisco Opera Association	8	Closing	\$1,294,728.60	\$904,358.99	\$0.00	69.85%
DialAmerica Marketing Inc	Mothers Against Drunk Driving	8	Closing	\$916,485.91	-\$60,614.25	\$872,318.09	-6.61%
Directele Inc	Ten Lives Club Inc	7	Interim	\$111,400.00	\$37,876.00	\$0.00	34.00%
Division 1 Calling Center Inc	Eastchester Police Benevolent Association	3	Interim	\$26,070.00	\$9,124.50	\$0.00	35.00%
Division 1 Calling Center Inc	Police Association of the City of Yonkers Inc	3	Closing	\$124,452.00	\$43,558.20	\$100.00	35.00%
Division 1 Calling Center Inc	Police Athletic League of Yonkers Foundation Inc	3	Interim	\$80,438.95	\$29,453.64	\$0.00	36.62%
Division 1 Calling Center Inc	Police Benevolent Association of the City of White Plains Inc	3	Interim	\$67,524.00	\$27,009.60	\$60.00	40.00%
Division 1 Calling Center Inc	Police Fresh Air Fund of Westchester County Inc	3	Interim	\$10,411.00	\$3,123.30	\$0.00	30.00%
Division 1 Calling Center Inc	Uniformed Firefighters Association of the City of Mount Vernon NY Inc	3	Closing	\$57,197.00	\$20,028.80	\$0.00	35.02%
Donor Care Center Inc	Christian Advocates Serving Evangelism Inc	8	Closing	\$978,889.98	-\$700,420.86	\$0.00	-71.55%
Donor Care Center Inc	Cross International Inc	8	Closing	\$282,578.62	\$153,390.43	\$52,657.00	54.28%

TABLE 2: PROFESSIONAL FUND RAISERS - ALPHABETICAL ORDER

PROFESSIONAL FUND RAISER	CHARITABLE ORGANIZATION	GEO. AREA	RE-PORT TYPE	GROSS RECEIPTS	NET TO CHARITY	UNCOL-LECTED PLEDGES	% TO CHAR-ITY
Donor Care Center Inc	Declaration Alliance	8	Closing	\$126,165.50	\$3,555.51	\$169,958.00	2.82%
Donor Care Center Inc	Ducks Unlimited Inc	8	Closing	\$47,136.66	-\$5,123.80	\$31,109.20	-10.87%
Donor Care Center Inc	Foundation for a Christian Civilization Inc	8	Closing	\$86,213.00	-\$108,363.00	\$54,458.00	-125.69%
Donor Care Center Inc	Paralyzed Veterans of America	8	Closing	\$16,821.50	-\$27,248.14	\$19,235.00	-161.98%
Donor Care Center Inc	Save the Children Federation Inc	8	Closing	\$229,185.70	\$1,999.82	\$0.00	0.87%
Donor Care Center Inc	World Society for the Protection of Animals	8	Closing	\$19,842.00	\$178.25	\$0.00	0.90%
Donor Services Group LLC	American Society for the Prevention of Cruelty to Animals	1	Closing	\$4,212,184.75	\$3,280,766.75	\$0.00	77.89%
Donor Services Group LLC	AmeriCares Foundation Inc	8	Closing	\$2,955,693.32	\$2,658,011.04	\$55,851.00	89.93%
Donor Services Group LLC	Amnesty International of the USA Inc	1	Closing	\$77,144.00	\$43,838.00	\$38,047.00	56.83%
Donor Services Group LLC	Cooperative for Assistance and Relief Everywhere Inc	8	Closing	\$1,452,241.17	\$930,198.16	\$260,232.00	64.05%
Donor Services Group LLC	Defenders of Wildlife Inc	8	Closing	\$36,982.44	-\$3,883.90	\$28,706.56	-10.50%
Donor Services Group LLC	Earthjustice	8	Closing	\$40,656.00	-\$11,371.00	\$46,316.00	-27.97%
Donor Services Group LLC	Foundation Fighting Blindness Inc	8	Closing	\$56,578.00	\$22,601.00	\$15,465.00	39.95%
Donor Services Group LLC	Greenpeace Fund Inc	8	Closing	\$3,000.00	\$1,896.00	\$6,875.00	63.20%
Donor Services Group LLC	Greenpeace Inc	8	Closing	\$1,272,686.00	\$868,279.51	\$0.00	68.22%
Donor Services Group LLC	Heifer Project International Inc	8	Closing	\$1,514,816.88	\$1,010,639.18	\$0.00	66.72%
Donor Services Group LLC	Human Rights Campaign Inc	8	Closing	\$705,790.00	\$300,383.94	\$384,780.00	42.56%
Donor Services Group LLC	Humane Society of the United States Inc	8	Interim	\$161,459.00	\$30,408.00	\$191,498.00	18.83%

TABLE 2: PROFESSIONAL FUND RAISERS - ALPHABETICAL ORDER

PROFESSIONAL FUND RAISER	CHARITABLE ORGANIZATION	GEO. AREA	RE-PORT TYPE	GROSS RECEIPTS	NET TO CHARITY	UNCOL-LECTED PLEDGES	% TO CHAR-ITY
Donor Services Group LLC	Jane Goodall Institute for Wildlife Research, Education and Conservation	8	Closing	\$75,341.00	\$27,500.00	\$24,184.00	36.50%
Donor Services Group LLC	Memorial Sloan Kettering Cancer Center	1	Closing	\$286,450.00	-\$138,152.60	\$278,439.00	-48.23%
Donor Services Group LLC	Mercy Corps	8	Interim	\$116,936.00	-\$85,780.00	\$324,764.00	-73.36%
Donor Services Group LLC	Mercy Corps	8	Closing	\$92,230.00	-\$27,894.67	\$123,407.00	-30.24%
Donor Services Group LLC	NARAL Pro-Choice America	8	Closing	\$557,740.00	\$235,627.00	\$150,566.00	42.25%
Donor Services Group LLC	National Parks Conservation Association	8	Closing	\$354,329.00	\$52,587.60	\$129,574.00	14.84%
Donor Services Group LLC	National Trust for Historic Preservation in the United States	8	Interim	\$719,966.49	\$439,617.64	\$145,630.00	61.06%
Donor Services Group LLC	National Trust for Historic Preservation in the United States	8	Closing	\$181,060.62	\$88,060.70	\$78,923.00	48.64%
Donor Services Group LLC	National Wildlife Federation	8	Closing	\$313,102.57	-\$92,367.43	\$16,760.00	-29.50%
Donor Services Group LLC	Natural Resources Defense Council Inc	1	Closing	\$662,883.00	\$144,157.61	\$308,042.00	21.75%
Donor Services Group LLC	Nature Conservancy Inc	8	Interim	\$3,163,236.44	\$1,510,524.46	\$1,012,282.00	47.75%
Donor Services Group LLC	Oxfam America Inc	8	Closing	\$326,971.00	\$254,383.00	\$0.00	77.80%
Donor Services Group LLC	People for the Ethical Treatment of Animals Inc	8	Closing	\$341,272.00	\$73,319.59	\$547,325.00	21.48%
Donor Services Group LLC	Phillips Collection	8	Closing	\$7,312.00	\$884.00	\$9,335.00	12.09%
Donor Services Group LLC	Physicians Committee for Responsible Medicine Inc	8	Closing	\$37,221.00	\$6,429.91	\$17,991.00	17.27%
Donor Services Group LLC	Planned Parenthood Action Fund Inc	1	Closing	\$25,748.00	\$7,094.00	\$7,706.00	27.55%
Donor Services Group LLC	Planned Parenthood Federation of America Inc	1	Closing	\$585,668.00	\$269,950.00	\$272,246.00	46.09%
Donor Services Group LLC	Sierra Club	8	Interim	\$977,777.06	\$454,000.14	\$6,009.41	46.43%

TABLE 2: PROFESSIONAL FUND RAISERS - ALPHABETICAL ORDER

PROFESSIONAL FUND RAISER	CHARITABLE ORGANIZATION	GEO. AREA	RE-PORT TYPE	GROSS RECEIPTS	NET TO CHARITY	UNCOL-LECTED PLEDGES	% TO CHAR-ITY
Donor Services Group LLC	United States Association for United Nations High Commissioner for Refugees	8	Closing	\$31,093.08	\$18,583.08	\$1,840.00	59.77%
Donor Services Group LLC	United States Fund for UNICEF	1	Closing	\$86,028.00	\$9,792.76	\$141,754.00	11.38%
Donor Services Group LLC	United To End Genocide	8	Closing	\$21,630.00	\$1,715.49	\$12,096.00	7.93%
Donor Services Group LLC	World Wildlife Fund Inc	8	Closing	\$168,741.00	\$16,336.49	\$153,793.00	9.68%
Echo Marketing Solutions Inc	American Lebanese Syrian Associated Charities Inc	8	Interim	\$492,416.55	-\$49,080.25	\$0.00	-9.97%
Echo Marketing Solutions Inc	Amnesty International of the USA Inc	1	Closing	\$45,273.00	\$12,994.58	\$0.00	28.70%
Event Marketing (Narde, James Edward)	Allegany County Deputy Sheriffs Association Inc	7	Closing	\$54,910.00	\$20,865.80	\$0.00	38.00%
Event Marketing (Narde, James Edward)	Broome County Humane Society and Relief Association	5	Closing	\$27,475.00	\$8,242.50	\$0.00	30.00%
Event Marketing (Narde, James Edward)	Cayuga County Deputy Sheriff's Benevolent Association	5	Closing	\$56,700.00	\$23,885.10	\$0.00	42.13%
Event Marketing (Narde, James Edward)	Chenango County Law Enforcement Association	5	Closing	\$44,540.00	\$15,589.00	\$0.00	35.00%
Event Marketing (Narde, James Edward)	Crystal City Police Benevolent Association Inc	6	Closing	\$48,320.00	\$18,361.60	\$0.00	38.00%
Event Marketing (Narde, James Edward)	Elmira Heights Police Benevolent Association Inc	6	Closing	\$43,155.00	\$17,262.00	\$0.00	40.00%
Event Marketing (Narde, James Edward)	New York Finger Lakes Region Police Officers Local #195 of the AFSCME AFL-CIO	5	Closing	\$61,795.00	\$25,718.00	\$0.00	41.62%
Event Marketing (Narde, James Edward)	Oneonta Police Benevolent Association	5	Closing	\$52,565.00	\$19,974.70	\$0.00	38.00%
Event Marketing (Narde, James Edward)	Tompkins County Deputy Sheriffs' Association Inc	5	Closing	\$53,275.00	\$26,637.50	\$0.00	50.00%
Event Marketing (Narde, James Edward)	Vestal Police Benevolent Association Inc	5	Closing	\$64,612.00	\$24,552.56	\$0.00	38.00%
Gelmar Ltd	Shiloh International Ministries	8	Closing	\$25,996.00	\$5,200.00	\$0.00	20.00%
GiveRight Inc	Colonial Williamsburg Foundation	8	Closing	\$342,421.00	\$167,654.00	\$168,574.00	48.96%

TABLE 2: PROFESSIONAL FUND RAISERS - ALPHABETICAL ORDER

PROFESSIONAL FUND RAISER	CHARITABLE ORGANIZATION	GEO. AREA	RE-PORT TYPE	GROSS RECEIPTS	NET TO CHARITY	UNCOL-LECTED PLEDGES	% TO CHAR-ITY
GiveRight Inc	Heritage Foundation Inc (DC)	8	Closing	\$5,182,396.00	\$3,190,870.73	\$1,523,126.00	61.57%
Gordon and Schwenkmeyer Inc	American Association of University Women Inc	8	Interim	\$4,981.00	-\$2,840.71	\$11,209.00	-57.03%
Gordon and Schwenkmeyer Inc	American Association of University Women Inc	8	Closing	\$11,789.00	\$5,771.13	\$1,242.00	48.95%
Gordon and Schwenkmeyer Inc	American Civil Liberties Union Inc	1	Interim	\$540.00	\$540.00	\$0.00	100.00%
Gordon and Schwenkmeyer Inc	Amnesty International of the USA Inc	1	Interim	\$163,048.00	-\$21,609.52	\$169,404.00	-13.25%
Gordon and Schwenkmeyer Inc	Brady Campaign to Prevent Gun Violence	8	Closing	\$55,519.51	\$4,228.53	\$34,109.49	7.62%
Gordon and Schwenkmeyer Inc	Defenders of Wildlife Inc	8	Interim	\$66,028.08	\$2,634.83	\$83,168.00	3.99%
Gordon and Schwenkmeyer Inc	Defenders of Wildlife Inc	8	Closing	\$7,825.00	-\$2,827.45	\$75,343.00	-36.13%
Gordon and Schwenkmeyer Inc	Foundation for National Progress	8	Interim	\$9,260.00	-\$1,722.96	\$11,690.00	-18.61%
Gordon and Schwenkmeyer Inc	Foundation for National Progress	8	Closing	\$3,119.00	-\$818.44	\$11,690.00	-26.24%
Gordon and Schwenkmeyer Inc	Jane Goodall Institute for Wildlife Research, Education and Conservation	8	Interim	\$66,731.00	\$8,695.34	\$29,725.00	13.03%
Gordon and Schwenkmeyer Inc	League of Conservation Voters Inc	8	Closing	\$117,546.74	\$12,453.55	\$86,622.26	10.59%
Gordon and Schwenkmeyer Inc	League of Women Voters of the United States	8	Interim	\$103,032.00	\$43,951.72	\$66,303.00	42.66%
Gordon and Schwenkmeyer Inc	League of Women Voters of the United States	8	Closing	\$55,981.00	\$42,884.44	\$11,322.00	76.61%
Gordon and Schwenkmeyer Inc	NARAL Pro-Choice America	8	Interim	\$172,735.00	\$5,783.75	\$26,232.00	3.35%
Gordon and Schwenkmeyer Inc	National Organization for Women-New York State Inc	4	Interim	\$65,766.00	\$32,130.76	\$19,736.00	48.86%
Gordon and Schwenkmeyer Inc	New York Cares Inc	1	Interim	\$96,999.50	\$69,916.72	\$29,796.50	72.08%
Gordon and Schwenkmeyer Inc	New York State Tenants & Neighbors Coalition Inc	1	Interim	\$55,196.00	\$33,609.56	\$11,636.00	60.89%

TABLE 2: PROFESSIONAL FUND RAISERS - ALPHABETICAL ORDER

PROFESSIONAL FUND RAISER	CHARITABLE ORGANIZATION	GEO. AREA	RE-PORT TYPE	GROSS RECEIPTS	NET TO CHARITY	UNCOL-LECTED PLEDGES	% TO CHAR-ITY
Gordon and Schwenkmeyer Inc	New York State Tenants & Neighbors Information Service Inc	1	Interim	\$21,859.00	\$13,316.00	\$6,233.00	60.92%
Gordon and Schwenkmeyer Inc	Planned Parenthood Federation of America Inc	1	Interim	\$610,601.18	\$88,316.67	\$507,560.74	14.46%
Gordon and Schwenkmeyer Inc	United Farm Workers of America	8	Closing	\$339,747.08	\$168,618.24	\$53,935.92	49.63%
Gordon and Schwenkmeyer Inc	Wilderness Society	8	Interim	\$122,441.00	\$6,758.54	\$73,349.00	5.52%
Gordon and Schwenkmeyer Inc	Women's Campaign Forum	8	Interim	\$6,940.00	\$1,887.37	\$3,578.00	27.20%
Green Point Call Center Services Inc	Koby Mandell Foundation Inc	2	Closing	\$14,043.01	\$10,093.01	\$2,499.01	71.87%
Green Point Call Center Services Inc	Syracuse Jewish Federation Inc	5	Closing	\$13,773.00	\$11,519.00	\$0.00	83.63%
Haines & Company Inc	March of Dimes Foundation	3	Closing	\$871,969.00	\$502,507.00	\$0.00	57.63%
Harris Connect LLC	Marine Corps Heritage Foundation	8	Closing	\$638,452.08	\$405,673.58	\$250,368.61	63.54%
Harris Connect LLC	United States Equestrian Team Foundation Inc	8	Closing	\$157,165.15	\$51,463.75	\$0.00	32.75%
Harris Direct	American Civil Liberties Union Inc	1	Closing	\$268,265.63	\$114,245.63	\$111,260.37	42.59%
Harris Direct	Defenders of Wildlife Inc	8	Closing	\$6,759.70	\$0.00	\$3,912.30	0.00%
Harris Direct	Medecins Sans Frontieres USA Inc	1	Closing	\$3,224,763.00	\$2,039,411.10	\$904,365.00	63.24%
Harris Direct	NARAL Pro-Choice America	8	Closing	\$51,728.00	-\$3,165.00	\$28,366.00	-6.12%
Harris Direct	National Wildlife Federation	8	Closing	\$107,947.80	-\$38,376.90	\$76,955.20	-35.55%
Harris Direct	Planetary Society	8	Interim	\$66,190.00	-\$773.90	\$27,362.00	-1.17%
Harris Direct	Planned Parenthood Federation of America Inc	1	Closing	\$483,026.00	\$120,304.80	\$204,494.00	24.91%
Harris Direct	Sierra Club	8	Closing	\$143,359.22	\$99,103.62	\$52,371.78	69.13%

TABLE 2: PROFESSIONAL FUND RAISERS - ALPHABETICAL ORDER

PROFESSIONAL FUND RAISER	CHARITABLE ORGANIZATION	GEO. AREA	RE-PORT TYPE	GROSS RECEIPTS	NET TO CHARITY	UNCOL-LECTED PLEDGES	% TO CHAR-ITY
Harris Direct	Southern Poverty Law Center Inc	8	Interim	\$263,433.36	\$89,921.29	\$24,509.00	34.13%
Harris Direct	World Wildlife Fund Inc	8	Interim	\$782,991.00	\$239,304.00	\$298,055.00	30.56%
Heritage Company Inc (The)	Children's Wish Foundation International Inc	8	Closing	\$6,526,088.71	\$2,131,276.45	\$2,593,740.92	32.66%
Heritage Company Inc (The)	Empire State Association of the Deaf Inc	6	Interim	\$23,978.00	\$6,500.00	\$13,854.00	27.11%
Heritage Company Inc (The)	Enlisted Association of the New York National Guard	4	Interim	\$31,557.00	\$13,977.22	\$0.00	44.29%
Heritage Company Inc (The)	Mothers Against Drunk Driving	8	Interim	\$180,500.21	\$90,250.11	\$0.00	50.00%
Heritage Company Inc (The)	Mothers Against Drunk Driving	8	Interim	\$2,911,538.29	\$1,041,493.06	\$0.00	35.77%
Heritage Company Inc (The)	Multiple Sclerosis Association of America Inc	8	Interim	\$1,935,008.73	\$1,110,452.94	\$67,234.00	57.39%
Heritage Company Inc (The)	National Caregiving Foundation	8	Interim	\$494,464.50	\$70,958.86	\$0.00	14.35%
Heritage Company Inc (The)	National Children's Cancer Society Inc	8	Interim	\$2,774,778.31	\$1,141,675.02	\$1,512,091.34	41.14%
Heritage Company Inc (The)	National Committee to Preserve Social Security and Medicare	8	Closing	\$1,181.00	\$0.00	\$3,173.00	0.00%
Heritage Company Inc (The)	Promenade Nationale Corporation	8	Interim	\$95,554.00	\$26,409.72	\$73,142.00	27.64%
Heritage Company Inc (The)	Special Olympics New York Inc	4	Closing	\$740,260.20	\$474,892.71	\$170,189.48	64.15%
Hudson Bay Company of Illinois Inc	Government Accountability Project Inc	8	Interim	\$76,090.50	\$20,511.63	\$17,277.00	26.96%
Hudson Bay Company of Illinois Inc	Government Accountability Project Inc	8	Closing	\$31,145.00	\$9,424.75	\$14,666.00	30.26%
Hudson Bay Company of Illinois Inc	Organic Consumers Association	8	Interim	\$328,153.31	\$110,539.36	\$77,504.50	33.69%
IDC Ltd	Association of the Graduates of the United States Military Academy	3	Closing	\$470,808.08	\$408,722.67	\$0.00	86.81%
IDC Ltd	Association of the Graduates of the United States Military Academy	3	Closing	\$272,743.00	\$159,902.95	\$85,888.72	58.63%

TABLE 2: PROFESSIONAL FUND RAISERS - ALPHABETICAL ORDER

PROFESSIONAL FUND RAISER	CHARITABLE ORGANIZATION	GEO. AREA	RE-PORT TYPE	GROSS RECEIPTS	NET TO CHARITY	UNCOLLECTED PLEDGES	% TO CHARITY
IDC Ltd	MedicAlert Foundation United States Inc	8	Closing	\$194,792.15	\$41,779.21	\$0.00	21.45%
IDC Ltd	Rochester General Hospital Foundation Inc	6	Closing	\$124,950.00	-\$100,255.02	\$93,377.50	-80.24%
InfoCision Management Corporation	Alzheimers Disease and Related Disorders Association Inc	8	Closing	\$271,867.59	\$259,002.59	\$0.00	95.27%
InfoCision Management Corporation	American Diabetes Association Inc	8	Closing	\$596,705.70	\$302,031.50	\$0.00	50.62%
InfoCision Management Corporation	American Diabetes Association Inc	8	Closing	\$2,583,488.00	\$1,181,853.74	\$0.00	45.75%
InfoCision Management Corporation	American Heart Association Inc	8	Closing	\$938,109.01	\$511,654.47	\$0.00	54.54%
InfoCision Management Corporation	American Institute for Cancer Research Inc	8	Closing	\$419,769.33	\$175,750.16	\$0.00	41.87%
InfoCision Management Corporation	American Institute for Cancer Research Inc	8	Closing	\$1,252,821.97	\$227,545.97	\$0.00	18.16%
InfoCision Management Corporation	American Lebanese Syrian Associated Charities Inc	8	Interim	\$5,156,864.31	\$3,922,456.57	\$0.00	76.06%
InfoCision Management Corporation	American Life League Inc	8	Closing	\$86,571.89	\$24,523.84	\$0.00	28.33%
InfoCision Management Corporation	American Lung Association Inc	8	Closing	\$742,633.78	\$489,009.12	\$0.00	65.85%
InfoCision Management Corporation	American Society for the Prevention of Cruelty to Animals	1	Closing	\$12,684.00	\$8,379.61	\$0.00	66.06%
InfoCision Management Corporation	Autism Spectrum Disorder Foundation Inc	8	Interim	\$36,498.20	\$20,881.64	\$0.00	57.21%
InfoCision Management Corporation	ChildFund International USA	8	Closing	\$3,117,038.70	\$2,863,781.44	\$0.00	91.88%
InfoCision Management Corporation	Christian Advocates Serving Evangelism Inc	8	Closing	\$7,627,828.09	\$1,023,958.19	\$0.00	13.42%
InfoCision Management Corporation	Citizens United	8	Interim	\$4,979,040.48	\$1,000,000.00	\$0.00	20.08%
InfoCision Management Corporation	Concerned Women for America	8	Closing	\$1,865,571.38	\$712,905.09	\$0.00	38.21%
InfoCision Management Corporation	Concerned Women for America Legislative Action Committee	8	Closing	\$468,432.71	\$0.00	\$0.00	0.00%

TABLE 2: PROFESSIONAL FUND RAISERS - ALPHABETICAL ORDER

PROFESSIONAL FUND RAISER	CHARITABLE ORGANIZATION	GEO. AREA	RE-PORT TYPE	GROSS RECEIPTS	NET TO CHARITY	UNCOLLECTED PLEDGES	% TO CHARITY
InfoCision Management Corporation	Cooperative for Assistance and Relief Everywhere Inc	8	Closing	\$120,657.44	\$11,743.99	\$0.00	9.73%
InfoCision Management Corporation	Crohn's & Colitis Foundation of America Inc	1	Closing	\$69,799.00	\$31,232.98	\$0.00	44.75%
InfoCision Management Corporation	Easter Seals Inc	8	Closing	\$884,913.42	\$178,875.66	\$0.00	20.21%
InfoCision Management Corporation	Faith and Freedom Coalition Inc	8	Closing	\$1,918,820.08	\$0.00	\$0.00	0.00%
InfoCision Management Corporation	Faith and Freedom Coalition Inc	8	Closing	\$499,302.79	\$70,000.00	\$0.00	14.02%
InfoCision Management Corporation	International Fellowship of Christians and Jews Inc	8	Closing	\$1,085,266.94	\$74,342.39	\$0.00	6.85%
InfoCision Management Corporation	Jewish National Fund (Keren Kayemeth LeIsrael) Inc	1	Closing	\$58,294.10	\$9,331.10	\$0.00	16.01%
InfoCision Management Corporation	Leukemia and Lymphoma Society Inc	3	Closing	\$785,302.00	\$609,572.00	\$0.00	77.62%
InfoCision Management Corporation	March of Dimes Foundation	3	Closing	\$834,111.85	-\$1,454,802.53	\$0.00	-174.41%
InfoCision Management Corporation	Media Research Center Inc	8	Closing	\$11,137.75	\$0.00	\$0.00	0.00%
InfoCision Management Corporation	National Multiple Sclerosis Society	1	Closing	\$171,307.00	\$104,741.00	\$0.00	61.14%
InfoCision Management Corporation	National Rifle Association of America	8	Interim	\$25,534,202.00	\$8,743,566.00	\$0.00	34.24%
InfoCision Management Corporation	National Veterans Foundation Inc	8	Closing	\$207,854.46	\$8,877.66	\$0.00	4.27%
InfoCision Management Corporation	Smile Train Inc	1	Closing	\$7,885.00	\$2,252.50	\$0.00	28.57%
InfoCision Management Corporation	TelecomPioneers Charitable Foundation	8	Closing	\$12,989.00	\$8,313.41	\$0.00	64.00%
InfoCision Management Corporation	U S English Inc	8	Closing	\$299,364.88	\$93,102.36	\$0.00	31.10%
InfoCision Management Corporation	United States Fund for UNICEF	1	Closing	\$720.00	\$720.00	\$0.00	100.00%
InfoCision Management Corporation	US Citizens Association	8	Interim	\$135,991.00	\$0.00	\$0.00	0.00%

TABLE 2: PROFESSIONAL FUND RAISERS - ALPHABETICAL ORDER

PROFESSIONAL FUND RAISER	CHARITABLE ORGANIZATION	GEO. AREA	RE-PORT TYPE	GROSS RECEIPTS	NET TO CHARITY	UNCOL-LECTED PLEDGES	% TO CHAR-ITY
Insight Teleservices Inc	Cancer Fund of America Inc	8	Interim	\$1,032,223.97	\$144,511.36	\$2,818,921.15	14.00%
Insight Teleservices Inc	National Children Leukemia Foundation Inc	1	Closing	\$1,430,643.87	\$200,290.14	\$2,946,024.55	14.00%
Insight Teleservices Inc	Operation Lookout National Center for Missing Youth	8	Closing	\$404,271.25	\$40,427.13	\$829,383.34	10.00%
Integral Resources Inc	American Council of the Blind Inc	8	Interim	\$250,885.90	\$59,270.85	\$182,992.44	23.62%
Integral Resources Inc	Anti-Defamation League	1	Interim	\$65,208.65	-\$26,253.50	\$195,172.25	-40.26%
Integral Resources Inc	League of Conservation Voters Inc	8	Interim	\$240,311.50	\$89,227.35	\$157,535.17	37.13%
Island Marketing Consultants Inc	Lynbrook Police Benevolent Association Inc	2	Closing	\$16,860.00	\$5,058.00	\$0.00	30.00%
Island Marketing Consultants Inc	Nassau County Detectives Law Enforcement Night Committee	2	Closing	\$117,118.00	\$29,279.50	\$0.00	25.00%
Island Marketing Consultants Inc	Police Benevolent Association of Hempstead New York Inc	2	Closing	\$99,844.00	\$24,961.00	\$0.00	25.00%
Island Marketing Consultants Inc	Village of Hempstead Police Activity League Inc	2	Closing	\$61,379.00	\$18,413.70	\$0.00	30.00%
J.E.K. Marketing Inc	Wishing Well Foundation USA Inc	8	Interim	\$180,900.00	\$36,180.00	\$0.00	20.00%
Leal Associates Inc	Long Island Pythian Council	2	Closing	\$38,531.00	\$18,877.60	\$0.00	48.99%
Lester Inc	Dutchess Community College Foundation Inc	3	Closing	\$22,613.00	\$2,772.00	\$7,830.00	12.26%
Lester Inc	Empire State College Foundation Inc	4	Closing	\$61,429.00	\$17,927.00	\$42,772.00	29.18%
Lester Inc	Rye Country Day School	3	Closing	\$57,030.00	\$48,067.00	\$6,410.00	84.28%
Lester Inc	SUNY New Paltz Foundation Inc	3	Closing	\$99,498.75	\$30,804.75	\$0.00	30.96%
Luxcore Ltd	New York State Court Clerks Association	1	Closing	\$31,920.00	\$20,748.00	\$0.00	65.00%
Mac Communications (MacDonald, John T)	New York State Association of PBA's Inc	2	Interim	\$84,070.86	\$22,488.92	\$0.00	26.75%

TABLE 2: PROFESSIONAL FUND RAISERS - ALPHABETICAL ORDER

PROFESSIONAL FUND RAISER	CHARITABLE ORGANIZATION	GEO. AREA	RE-PORT TYPE	GROSS RECEIPTS	NET TO CHARITY	UNCOLLECTED PLEDGES	% TO CHARITY
Mako Enterprises (Grimm, Robert)	Sullivan County Patrolmens Benevolent Association	3	Closing	\$25,092.00	\$7,520.00	\$0.00	29.97%
Marketing Squad Inc	Department of New York Veterans of Foreign Wars of the United States Inc	4	Closing	\$372,491.00	\$60,503.00	\$0.00	16.24%
Marketing Squad Inc	Kiwanis Club of Rochester New York Inc	6	Interim	\$40,597.00	\$10,149.00	\$0.00	25.00%
Marketing Squad Inc	Parents of Retarded Children Camp Fund Inc	7	Interim	\$149,184.00	\$29,836.80	\$0.00	20.00%
MDS Communications Corporation	American Lebanese Syrian Associated Charities Inc	8	Interim	\$2,252,974.00	\$918,108.00	\$1,927,511.00	40.75%
MDS Communications Corporation	American Leprosy Missions Inc	8	Closing	\$286,641.00	\$186,809.00	\$81,247.00	65.17%
MDS Communications Corporation	Arthritis Foundation Inc	8	Closing	\$145,231.00	\$73,184.00	\$128,775.00	50.39%
MDS Communications Corporation	Childrens Network International Inc	8	Closing	\$14,698.00	-\$1,399.00	\$12,297.00	-9.52%
MDS Communications Corporation	Christian Advocates Serving Evangelism Inc	8	Closing	\$770,511.00	\$54,933.00	\$617,558.00	7.13%
MDS Communications Corporation	Concerned Women for America	8	Closing	\$417,860.00	\$2,120.00	\$293,912.00	0.51%
MDS Communications Corporation	Cooperative for Assistance and Relief Everywhere Inc	8	Closing	\$2,637,437.00	\$1,560,365.00	\$970,136.00	59.16%
MDS Communications Corporation	Family Research Council Action	8	Closing	\$181,142.00	\$24,505.00	\$141,309.00	13.53%
MDS Communications Corporation	Family Research Council Inc	8	Closing	\$476,600.00	-\$10,933.00	\$330,935.00	-2.29%
MDS Communications Corporation	Gain International	8	Closing	\$69,285.00	\$49,844.00	\$19,441.00	71.94%
MDS Communications Corporation	Holt International Children's Services Inc	8	Closing	\$49,698.00	\$28,697.00	\$22,192.00	57.74%
MDS Communications Corporation	Life Issues Institute Inc	8	Closing	\$47,679.00	\$27,394.00	\$11,045.00	57.46%
MDS Communications Corporation	Long Island Coalition for Life Inc	2	Closing	\$23,158.00	\$14,631.00	\$6,730.00	63.18%
MDS Communications Corporation	Long Island Coalition for Life Inc	2	Closing	\$12,968.00	\$8,765.00	\$1,264.00	67.59%

TABLE 2: PROFESSIONAL FUND RAISERS - ALPHABETICAL ORDER

PROFESSIONAL FUND RAISER	CHARITABLE ORGANIZATION	GEO. AREA	RE-PORT TYPE	GROSS RECEIPTS	NET TO CHARITY	UNCOLLECTED PLEDGES	% TO CHARITY
MDS Communications Corporation	Lutheran World Relief Inc	8	Closing	\$198,508.00	\$166,207.00	\$1,578.00	83.73%
MDS Communications Corporation	Mercy Corps	8	Closing	\$416,684.00	\$240,238.00	\$205,186.00	57.65%
MDS Communications Corporation	National Right to Life Committee Inc	8	Closing	\$1,379,781.00	\$586,810.00	\$594,220.00	42.53%
MDS Communications Corporation	New York State Right to Life Committee Inc	4	Closing	\$152,333.00	\$73,012.00	\$71,605.00	47.93%
MDS Communications Corporation	Rutherford Institute	8	Closing	\$48,902.00	\$15,274.00	\$15,363.00	31.23%
MDS Communications Corporation	Students for Life of America Inc	8	Closing	\$107,203.00	\$45,860.00	\$36,793.00	42.78%
MDS Communications Corporation	Veterans of Foreign Wars of the United States	8	Closing	\$1,211,947.00	\$326,945.00	\$857,667.00	26.98%
MDS Communications Corporation	Walk Thru the Bible Ministries	8	Closing	\$57,719.00	\$12,510.00	\$27,291.00	21.67%
Menacola Marketing Inc	Firefighters Charitable Foundation Inc	2	Interim	\$161,146.00	\$32,229.20	\$85,346.00	20.00%
Menacola Marketing Inc	Firefighters Support Foundation Inc	8	Interim	\$175,632.00	\$26,344.80	\$222,526.00	15.00%
Menacola Marketing Inc	Firefighters Support Foundation Inc	8	Closing	\$72,717.00	\$10,908.00	\$89,517.00	15.00%
Menacola Marketing Inc	National Police Defense Foundation Inc	8	Interim	\$68,522.00	\$10,280.00	\$65,140.00	15.00%
Menacola Marketing Inc	VietNow National Headquarters Inc	8	Interim	\$158,561.00	\$15,856.10	\$214,361.00	10.00%
Menacola Marketing Inc	Woman to Woman Breast Cancer Foundation Inc	8	Interim	\$96,444.50	\$9,644.45	\$132,361.00	10.00%
Midwest Publishing-DN Inc	American Federation of Police and Concerned Citizens Inc	8	Interim	\$1,123,959.00	\$112,396.00	\$0.00	10.00%
Midwest Publishing-DN Inc	Breast Cancer Relief Foundation	8	Closing	\$275,359.00	\$44,057.00	\$0.00	16.00%
Midwest Publishing-DN Inc	Cancer Survivors' Fund	8	Interim	\$898,436.00	\$89,844.00	\$0.00	10.00%
Midwest Publishing-DN Inc	Caring For Our Children Foundation	8	Interim	\$464,338.00	\$46,434.00	\$0.00	10.00%

TABLE 2: PROFESSIONAL FUND RAISERS - ALPHABETICAL ORDER

PROFESSIONAL FUND RAISER	CHARITABLE ORGANIZATION	GEO. AREA	RE-PORT TYPE	GROSS RECEIPTS	NET TO CHARITY	UNCOLLECTED PLEDGES	% TO CHARITY
Midwest Publishing-DN Inc	Firefighters Charitable Foundation Inc	2	Interim	\$837,579.00	\$108,885.00	\$0.00	13.00%
Midwest Publishing-DN Inc	Medical Support Association Inc	8	Interim	\$73,818.00	\$11,073.00	\$0.00	15.00%
Midwest Publishing-DN Inc	Medical Support Association Inc	8	Closing	\$17,528.00	\$2,629.00	\$0.00	15.00%
Midwest Publishing-DN Inc	National Narcotic Officers' Associations Coalition	8	Interim	\$359,879.00	\$53,982.00	\$0.00	15.00%
Midwest Publishing-DN Inc	National Vietnam Veterans Foundation Inc	8	Interim	\$517,009.00	\$56,871.00	\$0.00	11.00%
Midwest Publishing-DN Inc	New York State Association of PBA's Inc	2	Closing	\$232,348.00	\$39,499.00	\$0.00	17.00%
Midwest Publishing-DN Inc	New York State Deputies Association Inc	5	Closing	\$100,202.00	\$17,034.00	\$0.00	17.00%
Midwest Publishing-DN Inc	NYS Park Police PBA Inc	2	Interim	\$215,798.00	\$32,369.00	\$0.00	15.00%
Midwest Publishing-DN Inc	Operation Lookout National Center for Missing Youth	8	Interim	\$469,495.00	\$70,424.00	\$0.00	15.00%
Midwest Publishing-DN Inc	Woman to Woman Breast Cancer Foundation Inc	8	Interim	\$1,086,707.00	\$128,999.00	\$0.00	11.87%
Municipal Marketing	North Syracuse Police Benevolent Association	5	Closing	\$21,560.00	\$5,390.00	\$0.00	25.00%
Municipal Marketing	Syracuse Police Benevolent Association	5	Closing	\$104,645.00	\$34,533.00	\$0.00	33.00%
Mure Associates Inc	Bi-County Helpline for Abuse Against Women and Children Inc	2	Interim	\$100,509.50	\$20,101.90	\$0.00	20.00%
Mure Associates Inc	Breast Cancer Funds for Research Inc	2	Interim	\$71,252.50	\$14,250.50	\$0.00	20.00%
Mure Associates Inc	Long Island Responds	2	Interim	\$185,509.50	\$37,101.90	\$0.00	20.00%
Mure Associates Inc	Suffolk County United Veterans Halfway House Project Inc	2	Closing	\$43,324.00	\$8,664.80	\$0.00	20.00%
National Benefit Company	Correction Officers Benevolent Association of Rockland County Inc	3	Interim	\$49,421.00	\$17,297.35	\$0.00	35.00%
National Benefit Company	Orange County Deputy Sheriffs' Police Benevolent Association Inc	3	Closing	\$63,099.00	\$18,929.70	\$0.00	30.00%

TABLE 2: PROFESSIONAL FUND RAISERS - ALPHABETICAL ORDER

PROFESSIONAL FUND RAISER	CHARITABLE ORGANIZATION	GEO. AREA	RE-PORT TYPE	GROSS RECEIPTS	NET TO CHARITY	UNCOLLECTED PLEDGES	% TO CHARITY
National Benefit Company	Rockland County Sheriffs Deputies Association Inc	3	Closing	\$94,186.00	\$32,965.10	\$0.00	35.00%
National Benefit Company	Spring Valley Policemens Benevolent Association	3	Interim	\$34,552.00	\$12,093.20	\$0.00	35.00%
National Benefit Company	Town of Newburgh Policemen's Benevolent Association	3	Closing	\$56,932.00	\$17,079.60	\$0.00	30.00%
Nordel Publishing Inc	Colonie Police Benevolent Association Inc	4	Interim	\$123,322.00	\$60,970.71	\$0.00	49.44%
Northeastern Advertising (Morgan, William J)	Aeneas McDonald Police Benevolent Association	6	Closing	\$29,095.00	\$11,638.00	\$0.00	40.00%
Northeastern Advertising (Morgan, William J)	Broome County Sheriff's Law Enforcement Officers Association	5	Closing	\$30,562.50	\$15,281.25	\$0.00	50.00%
Northeastern Advertising (Morgan, William J)	Chemung County Corrections Officers Local #3978	6	Closing	\$22,625.00	\$7,918.75	\$0.00	35.00%
Northeastern Advertising (Morgan, William J)	Chemung County Emergency Protective Inc	6	Closing	\$3,370.00	\$1,179.50	\$0.00	35.00%
Northeastern Advertising (Morgan, William J)	Johnson City Police Association	5	Closing	\$20,397.50	\$8,159.00	\$0.00	40.00%
Northeastern Advertising (Morgan, William J)	Police Benevolent Association of Binghamton New York Inc	5	Closing	\$30,047.50	\$12,019.00	\$0.00	40.00%
Northeastern Advertising (Morgan, William J)	Police Benevolent Association of Elmira New York Inc	6	Closing	\$44,355.00	\$22,177.50	\$0.00	50.00%
Northeastern Advertising (Morgan, William J)	Police Benevolent Association of Watkins Glen Inc	6	Closing	\$22,877.50	\$10,842.12	\$0.00	47.39%
Northeastern Advertising (Morgan, William J)	Southern Tier Canine Association Inc	5	Closing	\$15,055.00	\$6,022.00	\$0.00	40.00%
Northeastern Advertising (Morgan, William J)	Vietnam Veterans of America Chapter 803	6	Closing	\$14,450.00	\$5,057.50	\$0.00	35.00%
Outreach Associates Inc	North Shore Animal League America Inc	2	Closing	\$491,512.00	\$154,969.00	\$0.00	31.53%
Outreach Associates Inc	Physicians for Social Responsibility Inc	8	Closing	\$14,120.00	\$73.00	\$0.00	0.52%
Outreach Associates Inc	Religious Coalition for Reproductive Choice Inc	8	Closing	\$34,162.00	\$8,219.00	\$0.00	24.06%
Outreach Associates Inc	Southern Poverty Law Center Inc	8	Closing	\$429,553.00	\$232,241.00	\$0.00	54.07%

TABLE 2: PROFESSIONAL FUND RAISERS - ALPHABETICAL ORDER

PROFESSIONAL FUND RAISER	CHARITABLE ORGANIZATION	GEO. AREA	RE-PORT TYPE	GROSS RECEIPTS	NET TO CHARITY	UNCOLLECTED PLEDGES	% TO CHARITY
Phone Bank Systems Inc	Western New York Public Broadcasting Association	7	Interim	\$105,190.74	\$50,284.06	\$7,930.76	47.80%
Phone Bank Systems Inc	WXXI Public Broadcasting Council	6	Interim	\$130,361.00	\$71,404.74	\$53,144.50	54.77%
Public Interest Communications Inc	American Civil Liberties Union Inc	1	Closing	\$290,093.00	\$101,786.00	\$0.00	35.09%
Public Interest Communications Inc	Amnesty International of the USA Inc	1	Closing	\$369,416.00	\$131,661.00	\$0.00	35.64%
Public Interest Communications Inc	Arthritis Foundation Inc	8	Closing	\$25,303.00	-\$2,830.00	\$15,307.00	-11.18%
Public Interest Communications Inc	Brady Campaign to Prevent Gun Violence	8	Closing	\$32,588.00	\$18,085.00	\$0.00	55.50%
Public Interest Communications Inc	Children's Defense Fund	8	Closing	\$12,382.00	-\$7,148.00	\$0.00	-57.73%
Public Interest Communications Inc	Christian Appalachian Project Inc	8	Closing	\$595,069.00	\$462,404.00	\$0.00	77.71%
Public Interest Communications Inc	Civil War Preservation Trust	8	Closing	\$81,487.00	\$25,010.00	\$65,934.00	30.69%
Public Interest Communications Inc	Common Cause	8	Closing	\$141,961.00	\$40,488.00	\$22,976.00	28.52%
Public Interest Communications Inc	Cooperative for Assistance and Relief Everywhere Inc	8	Closing	\$111,715.00	\$74,203.00	\$0.00	66.42%
Public Interest Communications Inc	Defenders of Wildlife Inc	8	Closing	\$804,808.00	-\$81,420.00	\$193,046.00	-10.12%
Public Interest Communications Inc	Environmental Defense Fund Inc	1	Closing	\$117,525.20	\$47,942.63	\$0.00	40.79%
Public Interest Communications Inc	Foundation for AIDS Research	1	Closing	\$96,886.00	\$28,916.00	\$0.00	29.85%
Public Interest Communications Inc	Greenpeace Inc	8	Closing	\$234,323.00	\$53,739.00	\$77,192.00	22.93%
Public Interest Communications Inc	Jane Goodall Institute for Wildlife Research, Education and Conservation	8	Closing	\$51,421.00	\$14,663.00	\$15,705.00	28.52%
Public Interest Communications Inc	League of Conservation Voters Inc	8	Closing	\$142,908.00	\$60,923.00	\$49,075.00	42.63%
Public Interest Communications Inc	Lupus Foundation of America Inc	8	Closing	\$595.00	-\$2,734.00	\$685.00	-459.50%

TABLE 2: PROFESSIONAL FUND RAISERS - ALPHABETICAL ORDER

PROFESSIONAL FUND RAISER	CHARITABLE ORGANIZATION	GEO. AREA	RE-PORT TYPE	GROSS RECEIPTS	NET TO CHARITY	UNCOL-LECTED PLEDGES	% TO CHAR-ITY
Public Interest Communications Inc	Mothers Against Drunk Driving	8	Closing	\$200,781.00	-\$2,389.00	\$120,893.00	-1.19%
Public Interest Communications Inc	National Breast Cancer Coalition	8	Closing	\$2,133.00	-\$2,500.00	\$1,101.00	-117.21%
Public Interest Communications Inc	Public Citizen Foundation Inc	8	Closing	\$12,873.00	-\$22,907.00	\$7,566.00	-177.95%
Public Interest Communications Inc	Public Citizen Inc	8	Closing	\$38,894.00	\$4,761.00	\$26,009.00	12.24%
Public Interest Communications Inc	Servicemembers Legal Defense Network Inc	8	Closing	\$6,283.00	-\$5,319.00	\$8,282.00	-84.66%
Public Interest Communications Inc	SOS Childrens Villages USA Inc	8	Closing	\$40,292.00	\$27,253.00	\$0.00	67.64%
Public Interest Communications Inc	United To End Genocide	8	Closing	\$68,012.00	\$10,886.00	\$3,418.00	16.01%
Public Interest Communications Inc	Waterkeeper Alliance Inc	3	Closing	\$32,055.00	\$6,544.00	\$0.00	20.41%
Public Interest Communications Inc	World Wildlife Fund Inc	8	Closing	\$359,836.00	\$39,020.00	\$47,999.00	10.84%
RMG USA Inc	National Right to Life Committee Inc	8	Interim	\$109,801.00	\$0.00	\$0.00	0.00%
RuffaloCODY LLC	Brooklyn College Foundation Inc	1	Closing	\$107,150.00	\$15,570.00	\$75,717.00	14.53%
RuffaloCODY LLC	Northwestern University	8	Closing	\$92,870.00	\$55,857.50	\$0.00	60.15%
RuffaloCODY LLC	University of Colorado Foundation Inc	8	Interim	\$1,331,937.69	\$624,125.65	\$0.00	46.86%
RuffaloCODY LLC	University of Connecticut Foundation Inc	8	Interim	\$630,854.41	\$266,926.30	\$334,873.77	42.31%
S & M Enterprises Inc	Eastchester Professional Firefighters Local 916	3	Closing	\$27,355.00	\$9,574.25	\$850.00	35.00%
S & M Enterprises Inc	Greenburgh Uniformed Firefighters Association Inc	3	Interim	\$44,005.00	\$14,081.60	\$1,650.00	32.00%
S & M Enterprises Inc	Greenburgh Uniformed Firefighters Association Inc	3	Closing	\$40,390.00	\$12,924.80	\$2,140.00	32.00%
S & M Enterprises Inc	Lake Mohegan Professional Fire Fighters Association Inc	3	Interim	\$26,835.00	\$9,392.25	\$1,335.00	35.00%

TABLE 2: PROFESSIONAL FUND RAISERS - ALPHABETICAL ORDER

PROFESSIONAL FUND RAISER	CHARITABLE ORGANIZATION	GEO. AREA	RE-PORT TYPE	GROSS RECEIPTS	NET TO CHARITY	UNCOL-LECTED PLEDGES	% TO CHAR-ITY
S & M Enterprises Inc	Police Benevolent Association of Pleasantville New York Inc	3	Interim	\$32,180.00	\$9,975.80	\$615.00	31.00%
S & M Enterprises Inc	Policemen's Benevolent Association of Westchester County Inc	3	Interim	\$70,110.00	\$27,342.90	\$0.00	39.00%
S & M Enterprises Inc	Uniformed Fire Fighters Association of the City of New Rochelle Inc	3	Closing	\$52,920.00	\$16,934.40	\$1,825.00	32.00%
Safety Publications Inc	American Association of State Troopers Inc	8	Closing	\$565,757.98	\$113,151.60	\$261,119.07	20.00%
Safety Publications Inc	Association for Firefighters and Paramedics Inc	8	Closing	\$137,383.39	\$13,738.34	\$31,704.00	10.00%
Safety Publications Inc	Children's Charity Fund Inc	8	Interim	\$91,766.99	\$16,059.22	\$42,354.00	17.50%
Safety Publications Inc	Woman to Woman Breast Cancer Foundation Inc	8	Interim	\$56,499.17	\$7,344.89	\$13,038.00	13.00%
SD&A Teleservices Inc	Amnesty International of the USA Inc	1	Closing	\$21,654.00	\$5,417.00	\$10,222.00	25.02%
SD&A Teleservices Inc	Barnes Foundation	8	Closing	\$13,235.00	\$1,925.75	\$0.00	14.55%
SD&A Teleservices Inc	Carnegie Hall Society Inc	1	Closing	\$1,410,013.00	\$1,034,256.76	\$101,351.00	73.35%
SD&A Teleservices Inc	Friends of the Orphans	8	Closing	\$6,794.00	-\$3,480.00	\$0.00	-51.22%
SD&A Teleservices Inc	Gay & Lesbian Alliance Against Defamation Inc	8	Interim	\$341,321.00	\$126,493.30	\$80,607.30	37.06%
SD&A Teleservices Inc	Green America	8	Closing	\$62,512.00	\$13,904.20	\$47,057.00	22.24%
SD&A Teleservices Inc	National Museum of Women in the Arts Inc	8	Closing	\$70,381.00	\$21,131.00	\$38,434.00	30.02%
SD&A Teleservices Inc	New York City Ballet Inc	1	Closing	\$600,764.00	\$354,219.75	\$0.00	58.96%
SD&A Teleservices Inc	New York Shakespeare Festival	1	Closing	\$77,385.00	\$41,737.00	\$60.00	53.93%
SD&A Teleservices Inc	Planned Parenthood Federation of America Inc	1	Interim	\$121,064.00	\$77,077.40	\$58,167.00	63.67%
SD&A Teleservices Inc	Sierra Club	8	Closing	\$639,037.38	\$345,439.65	\$0.00	54.06%

TABLE 2: PROFESSIONAL FUND RAISERS - ALPHABETICAL ORDER

PROFESSIONAL FUND RAISER	CHARITABLE ORGANIZATION	GEO. AREA	RE-PORT TYPE	GROSS RECEIPTS	NET TO CHARITY	UNCOL-LECTED PLEDGES	% TO CHAR-ITY
Share Group Inc	AFS-USA Inc	1	Closing	\$106,713.00	\$51,003.00	\$0.00	47.79%
Share Group Inc	American Civil Liberties Union Inc	1	Closing	\$1,256,425.01	\$293,584.00	\$0.00	23.37%
Share Group Inc	Appalachian Mountain Club	8	Closing	\$182,559.00	\$65,759.00	\$0.00	36.02%
Share Group Inc	Bread for the World Inc	8	Closing	\$131,124.00	-\$5,697.00	\$0.00	-4.34%
Share Group Inc	Center for Victims of Torture	8	Closing	\$23,245.00	-\$8,521.00	\$0.00	-36.66%
Share Group Inc	Cooperative for Assistance and Relief Everywhere Inc	8	Closing	\$117,254.00	\$83,143.00	\$0.00	70.91%
Share Group Inc	Defenders of Wildlife Inc	8	Closing	\$156,998.00	-\$41,102.00	\$0.00	-26.18%
Share Group Inc	Doris Day Animal League	8	Closing	\$54,446.00	-\$1,418.00	\$0.00	-2.60%
Share Group Inc	Fund for Animals Inc	1	Closing	\$28,387.00	-\$678.00	\$0.00	-2.39%
Share Group Inc	Human Rights Campaign Inc	8	Closing	\$745,520.00	\$339,599.00	\$0.00	45.55%
Share Group Inc	Humane Society Legislative Fund	8	Closing	\$26,658.00	-\$2,082.00	\$0.00	-7.81%
Share Group Inc	International Fund for Animal Welfare Inc	8	Closing	\$45,297.00	\$7,127.00	\$0.00	15.73%
Share Group Inc	International Rescue Committee Inc	1	Closing	\$106,129.00	\$2,844.00	\$0.00	2.68%
Share Group Inc	Lambda Legal Defense & Education Fund Inc	1	Closing	\$67,677.00	\$17,780.00	\$0.00	26.27%
Share Group Inc	League of Women Voters Education Fund	8	Closing	\$17,655.00	\$14,488.00	\$0.00	82.06%
Share Group Inc	League of Women Voters of the United States	8	Closing	\$142,755.00	\$55,122.00	\$0.00	38.61%
Share Group Inc	Morristown Memorial Health Foundation Inc	8	Closing	\$158,727.00	-\$34,077.00	\$0.00	-21.47%
Share Group Inc	National Wildlife Federation	8	Closing	\$424,839.00	\$57,610.00	\$0.00	13.56%

TABLE 2: PROFESSIONAL FUND RAISERS - ALPHABETICAL ORDER

PROFESSIONAL FUND RAISER	CHARITABLE ORGANIZATION	GEO. AREA	RE-PORT TYPE	GROSS RECEIPTS	NET TO CHARITY	UNCOLLECTED PLEDGES	% TO CHARITY
Share Group Inc	Natural Resources Defense Council Inc	1	Closing	\$242,841.00	\$468.00	\$0.00	0.19%
Share Group Inc	Oxfam America Inc	8	Closing	\$759,225.00	\$448,792.00	\$0.00	59.11%
Share Group Inc	People for the American Way	8	Closing	\$188,059.00	\$50,549.00	\$0.00	26.88%
Share Group Inc	People for the Ethical Treatment of Animals Inc	8	Closing	\$103,671.00	\$43,084.00	\$0.00	41.56%
Share Group Inc	Planned Parenthood Federation of America Inc	1	Closing	\$350,980.00	\$126,347.00	\$0.00	36.00%
Share Group Inc	Union of Concerned Scientists Inc	8	Closing	\$134,696.00	-\$20,916.00	\$0.00	-15.53%
Share Group Inc	Unitarian Universalist Service Committee Inc	8	Closing	\$268,698.00	\$168,333.00	\$0.00	62.65%
Share Group Inc	United States Fund for UNICEF	1	Closing	\$1,041,505.00	\$189,788.00	\$0.00	18.22%
Share Group Inc	Vermont ETV Inc	8	Closing	\$153,959.00	\$33,880.00	\$0.00	22.01%
Share Group Inc	Wellstone Action	8	Closing	\$79,925.00	\$13,131.00	\$0.00	16.43%
Share Group Inc	Women for Women International	8	Closing	\$28,373.00	\$14,562.00	\$0.00	51.32%
Siegel Marketing Group Inc	Abraham Fund Inc	1	Closing	\$573.00	-\$680.05	\$199.00	-118.68%
Siegel Marketing Group Inc	American Israel Public Affairs Committee	8	Closing	\$222,437.00	\$137,738.18	\$121,956.00	61.92%
Siegel Marketing Group Inc	One Israel Fund Ltd	2	Closing	\$1,013.00	-\$4,627.33	\$639.00	-456.79%
Sound Exchange (The) (Hurd, James H)	Fulton Police Benevolent Association	5	Closing	\$23,415.00	\$8,663.55	\$0.00	37.00%
Sound Exchange (The) (Hurd, James H)	Lake City Police Club	5	Closing	\$29,382.00	\$10,283.70	\$0.00	35.00%
Spotlight Music Productions Inc	Depew Police Benevolent Association Inc	7	Closing	\$38,343.00	\$12,048.00	\$0.00	31.42%
Spotlight Music Productions Inc	Niagara Falls Police Club Inc	7	Interim	\$12,457.00	\$3,738.00	\$0.00	30.01%

TABLE 2: PROFESSIONAL FUND RAISERS - ALPHABETICAL ORDER

PROFESSIONAL FUND RAISER	CHARITABLE ORGANIZATION	GEO. AREA	RE-PORT TYPE	GROSS RECEIPTS	NET TO CHARITY	UNCOLLECTED PLEDGES	% TO CHARITY
Spotlight Music Productions Inc	Orleans County Deputy Sheriffs Association Inc	7	Interim	\$20,510.00	\$6,155.00	\$0.00	30.01%
Spotlight Music Productions Inc	Orleans County Deputy Sheriffs Association Inc	7	Closing	\$22,127.00	\$6,639.00	\$0.00	30.00%
Spotlight Music Productions Inc	Ossining Police Athletic League	3	Interim	\$48,015.00	\$14,407.00	\$0.00	30.01%
Spotlight Music Productions Inc	Oswego County Lodge-NYS Lodge #1 of the Fraternal Order of Police	5	Closing	\$14,635.00	\$4,391.00	\$0.00	30.00%
Spotlight Music Productions Inc	South Lockport Fire Company Inc	7	Interim	\$44,040.00	\$11,013.00	\$0.00	25.01%
Spotlight Music Productions Inc	Westchester County Correction Officers Benevolent Association Inc	3	Closing	\$12,185.00	\$1,413.00	\$0.00	11.60%
Stage Door Music Productions Inc	AFSCME-Albany County Sheriff's Union Local #775	4	Closing	\$42,899.00	\$9,437.78	\$0.00	22.00%
Stage Door Music Productions Inc	Columbia County Correction Officers Local #3828	4	Closing	\$7,271.00	\$4,807.00	\$0.00	66.11%
Stage Door Music Productions Inc	Dutchess County Correction Officers Benevolent Association	3	Interim	\$51,928.00	\$10,385.60	\$0.00	20.00%
Stage Door Music Productions Inc	Dutchess County Correction Officers Benevolent Association	3	Closing	\$89,918.00	\$18,000.00	\$0.00	20.02%
Stage Door Music Productions Inc	Greece Police Gold Badge Club	6	Interim	\$61,145.00	\$15,286.25	\$0.00	25.00%
Stage Door Music Productions Inc	Greece Police Gold Badge Club	6	Closing	\$39,758.00	\$12,213.75	\$0.00	30.72%
Stage Door Music Productions Inc	Haverstraw Police Athletic League Inc	3	Closing	\$37,909.00	\$10,614.52	\$0.00	28.00%
Stage Door Music Productions Inc	New York Law Enforcement Association Inc	6	Closing	\$80,518.00	\$16,213.96	\$0.00	20.14%
Stage Door Music Productions Inc	Orange County K-9 Association Inc	3	Closing	\$92,734.00	\$20,401.48	\$0.00	22.00%
Stage Door Music Productions Inc	Town of Wallkill Volunteer Ambulance Corps Inc	3	Closing	\$30,992.50	\$6,000.00	\$0.00	19.36%
Stage Door Music Productions Inc	Ulster County Sheriff's Employees Association	3	Closing	\$37,291.00	\$15,000.00	\$0.00	40.22%
Stage Door Music Productions Inc	Ulster County Volunteer Firemen's Association	3	Interim	\$43,915.00	\$8,783.00	\$0.00	20.00%

TABLE 2: PROFESSIONAL FUND RAISERS - ALPHABETICAL ORDER

PROFESSIONAL FUND RAISER	CHARITABLE ORGANIZATION	GEO. AREA	RE-PORT TYPE	GROSS RECEIPTS	NET TO CHARITY	UNCOL-LECTED PLEDGES	% TO CHAR-ITY
Stage Door Music Productions Inc	United States Police Canine Association/Region #7	2	Closing	\$204,380.49	\$47,008.11	\$0.00	23.00%
Stage Door Music Productions Inc	Village of Fishkill Police Benevolent Association	3	Interim	\$45,343.00	\$10,000.00	\$0.00	22.05%
Stage Door Music Productions Inc	Volunteer Firemens Convention Committee of Oneida County Inc	5	Interim	\$11,678.00	\$2,325.60	\$0.00	19.91%
Stage Door Music Productions Inc with Sound Exchange (The) (Hurd, James H)	Jefferson County Deputy Sheriff's Association Inc	5	Closing	\$43,724.00	\$10,000.00	\$0.00	22.87%
Stage Door Music Productions Inc with Sound Exchange (The) (Hurd, James H)	Watertown Police Benevolent Association	5	Closing	\$62,391.00	\$12,478.20	\$0.00	20.00%
Starlet Music Productions (Corbett, Herbert J)	Peekskill Police Association Inc	3	Closing	\$66,850.00	\$20,055.00	\$0.00	30.00%
Starlet Music Productions (Corbett, Herbert J)	Town Police Fraternity Inc	3	Closing	\$51,660.00	\$15,498.00	\$0.00	30.00%
Strategic Communications Inc	Habitat for Humanity New York City Inc	1	Closing	\$46,188.00	\$32,846.45	\$0.00	71.11%
Strategic Direct Marketing	Alliance Defense Fund Inc	8	Interim	\$181,391.00	\$32,553.00	\$67,486.00	17.95%
Strategic Direct Marketing	Alliance Defense Fund Inc	8	Closing	\$53,891.00	\$25,645.00	\$6,048.00	47.59%
Strategic Direct Marketing	American Lung Association Inc	8	Interim	\$371,580.00	\$465.00	\$263,274.00	0.13%
Strategic Direct Marketing	American Lung Association Inc	8	Closing	\$208,892.00	\$60,743.00	\$156,742.00	29.08%
Strategic Direct Marketing	Cooperative for Assistance and Relief Everywhere Inc	8	Closing	\$129,543.00	-\$23,733.00	\$120,711.00	-18.32%
Strategic Direct Marketing	Feeding America	8	Interim	\$155,526.00	\$96,897.00	\$42,109.00	62.30%
Strategic Direct Marketing	Food for the Hungry Inc	8	Interim	\$342,456.00	\$173,841.00	\$115,013.00	50.76%
Strategic Direct Marketing	Food for the Hungry Inc	8	Closing	\$33,993.00	\$4,230.00	\$36,658.00	12.44%
Strategic Direct Marketing	Food for the Poor Inc	8	Closing	\$164,122.00	-\$1,978.00	\$162,911.00	-1.21%
Strategic Direct Marketing	Multiple Sclerosis Association of America Inc	8	Interim	\$947,708.00	\$295,748.00	\$299,503.00	31.21%

TABLE 2: PROFESSIONAL FUND RAISERS - ALPHABETICAL ORDER

PROFESSIONAL FUND RAISER	CHARITABLE ORGANIZATION	GEO. AREA	RE-PORT TYPE	GROSS RECEIPTS	NET TO CHARITY	UNCOL-LECTED PLEDGES	% TO CHAR-ITY
Strategic Direct Marketing	Multiple Sclerosis Association of America Inc	8	Closing	\$163,060.00	\$35,005.00	\$87,641.00	21.47%
Strategic Direct Marketing	National Rifle Association of America	8	Interim	\$4,205,953.00	\$264,826.00	\$3,724,585.00	6.30%
Strategic Direct Marketing	National Rifle Association of America	8	Closing	\$2,334,087.00	\$70,852.00	\$2,475,172.00	3.04%
Strategic Direct Marketing	National Right to Life Committee Inc	8	Interim	\$1,635,481.00	\$505,975.00	\$448,724.00	30.94%
Strategic Direct Marketing	National Right to Life Committee Inc	8	Closing	\$51,395.00	\$0.00	\$58,143.00	0.00%
Strategic Direct Marketing	Operation Smile Inc	8	Interim	\$466,836.00	\$183,339.00	\$392,004.00	39.27%
Strategic Direct Marketing	United States Olympic Committee	8	Interim	\$301,971.00	\$168,931.00	\$91,608.00	55.94%
Strategic Direct Marketing	United States Olympic Committee	8	Closing	\$146,709.00	\$44,481.00	\$87,588.00	30.32%
Tan Productions Inc	Amityville Fire Department	2	Closing	\$20,205.00	\$10,102.50	\$0.00	50.00%
Tan Productions Inc	Amityville Patrolmen's Benevolent Association Inc	2	Closing	\$35,790.00	\$17,895.00	\$0.00	50.00%
Tan Productions Inc	Freeport Police Benevolent Association	2	Interim	\$35,510.00	\$17,755.00	\$0.00	50.00%
Tan Productions Inc	Freeport Police Benevolent Association	2	Closing	\$31,230.00	\$15,615.00	\$0.00	50.00%
Tan Productions Inc	Glen Cove City Police Benevolent Association Inc	2	Closing	\$32,460.00	\$16,230.00	\$0.00	50.00%
Tan Productions Inc	Patrolman's Benevolent Association of Southampton Town Inc	2	Interim	\$45,960.00	\$25,278.00	\$0.00	55.00%
Tan Productions Inc	Patrolman's Benevolent Association of Southampton Town Inc	2	Closing	\$45,435.00	\$24,989.25	\$0.00	55.00%
Tan Productions Inc	Port Washington Police Athletic League Inc	2	Interim	\$20,358.00	\$10,179.00	\$0.00	50.00%
Tan Productions Inc	Port Washington Police Benevolent Association Inc	2	Closing	\$45,623.00	\$22,811.50	\$0.00	50.00%
Tan Productions Inc	Suffolk County Deputy Sheriff's Benevolent Association	2	Closing	\$31,910.00	\$9,573.00	\$0.00	30.00%

TABLE 2: PROFESSIONAL FUND RAISERS - ALPHABETICAL ORDER

PROFESSIONAL FUND RAISER	CHARITABLE ORGANIZATION	GEO. AREA	RE-PORT TYPE	GROSS RECEIPTS	NET TO CHARITY	UNCOL-LECTED PLEDGES	% TO CHAR-ITY
Tan Productions Inc	Suffolk County Police Conference Inc	2	Closing	\$48,600.00	\$17,010.00	\$0.00	35.00%
Tan Productions Inc	Uniformed Court Officers Association of Suffolk County Inc	2	Closing	\$63,468.00	\$19,040.40	\$0.00	30.00%
Telecomp Inc	Foundation of Hudson Valley Hospital Center Inc	3	Closing	\$157,764.07	-\$42,732.13	\$124,652.66	-27.09%
Telecomp Inc	New York and Presbyterian Hospital	1	Closing	\$479,603.00	\$100,073.00	\$236,399.00	20.87%
Telefund Inc	AAUW Action Fund Inc	8	Closing	\$111,502.00	\$40,851.92	\$1,162.00	36.64%
Telefund Inc	American Civil Liberties Union Foundation Inc	1	Closing	\$398,759.00	\$308,118.00	\$136,891.00	77.27%
Telefund Inc	American Civil Liberties Union Inc	1	Closing	\$2,305,693.00	\$1,206,154.57	\$837,501.00	52.31%
Telefund Inc	American Society for the Prevention of Cruelty to Animals	1	Closing	\$2,155,253.76	\$1,313,198.57	\$2,756,129.24	60.93%
Telefund Inc	Amnesty International of the USA Inc	1	Closing	\$109,453.00	\$15,997.00	\$86,850.00	14.62%
Telefund Inc	Anti-Defamation League	1	Closing	\$241,613.00	\$139,236.15	\$122,236.00	57.63%
Telefund Inc	AOPA Foundation Inc	8	Closing	\$409,440.00	\$238,388.22	\$109,529.00	58.22%
Telefund Inc	B'nai B'rith	8	Closing	\$134,895.18	\$51,483.68	\$51,379.82	38.17%
Telefund Inc	Center for Biological Diversity Inc	8	Closing	\$7,097.00	\$2,796.11	\$6,019.00	39.40%
Telefund Inc	Earthjustice	8	Closing	\$236,666.00	\$117,069.45	\$47,016.00	49.47%
Telefund Inc	Environmental Defense Fund Inc	1	Closing	\$350,740.81	\$205,167.86	\$50,467.19	58.50%
Telefund Inc	Foundation for AIDS Research	1	Closing	\$234,738.00	\$164,342.89	\$53,375.00	70.01%
Telefund Inc	Foundation for National Progress	8	Closing	\$137,468.44	\$43,948.29	\$74,126.56	31.97%
Telefund Inc	Galapagos Conservancy	8	Closing	\$35,742.00	\$14,973.30	\$14,788.00	41.89%

TABLE 2: PROFESSIONAL FUND RAISERS - ALPHABETICAL ORDER

PROFESSIONAL FUND RAISER	CHARITABLE ORGANIZATION	GEO. AREA	RE-PORT TYPE	GROSS RECEIPTS	NET TO CHARITY	UNCOL-LECTED PLEDGES	% TO CHAR-ITY
Telefund Inc	GLSEN Inc	1	Closing	\$50,729.77	\$26,606.08	\$15,584.23	52.45%
Telefund Inc	Human Rights Campaign Inc	8	Closing	\$493,533.50	-\$27,828.45	\$521,424.50	-5.64%
Telefund Inc	International Rescue Committee Inc	1	Closing	\$112,209.92	\$3,242.26	\$82,840.08	2.89%
Telefund Inc	League of Conservation Voters Inc	8	Closing	\$23,885.06	\$3,186.66	\$20,843.94	13.34%
Telefund Inc	Medecins Sans Frontieres USA Inc	1	Closing	\$22,048.00	-\$31,021.20	\$103,524.08	-140.70%
Telefund Inc	Mothers Against Drunk Driving	8	Closing	\$16,236.00	-\$18,341.97	\$22,473.00	-112.97%
Telefund Inc	NARAL Pro-Choice America	8	Closing	\$332,003.75	\$115,597.12	\$187,672.25	34.82%
Telefund Inc	National Association for the Advancement of Colored People	8	Closing	\$184,425.00	\$83,484.40	\$147,000.00	45.27%
Telefund Inc	National Breast Cancer Coalition	8	Closing	\$22,829.00	\$10,222.30	\$3,813.00	44.78%
Telefund Inc	National Gay and Lesbian Task Force Foundation	8	Closing	\$41,557.00	\$15,261.66	\$26,889.00	36.72%
Telefund Inc	National Organization for Women Inc	8	Closing	\$262,339.69	\$123,369.15	\$70,948.31	47.03%
Telefund Inc	Natural Resources Defense Council Inc	1	Closing	\$354,787.05	-\$107,801.15	\$214,991.95	-30.38%
Telefund Inc	Oxfam America Inc	8	Closing	\$313,027.57	\$120,439.37	\$116,577.43	38.48%
Telefund Inc	People for the American Way	8	Closing	\$9,802.00	-\$2,868.81	\$7,140.00	-29.27%
Telefund Inc	Planned Parenthood Action Fund Inc	1	Closing	\$228,713.44	\$114,913.34	\$54,893.56	50.24%
Telefund Inc	Planned Parenthood Federation of America Inc	1	Closing	\$321,516.26	\$181,011.16	\$108,133.74	56.30%
Telefund Inc	Sierra Club	8	Closing	\$1,111,442.78	\$828,477.11	\$0.00	74.54%
Telefund Inc	Southern Poverty Law Center Inc	8	Closing	\$710,687.00	\$297,488.28	\$678,858.00	41.86%

TABLE 2: PROFESSIONAL FUND RAISERS - ALPHABETICAL ORDER

PROFESSIONAL FUND RAISER	CHARITABLE ORGANIZATION	GEO. AREA	RE-PORT TYPE	GROSS RECEIPTS	NET TO CHARITY	UNCOLLECTED PLEDGES	% TO CHARITY
Telefund Inc	Wilderness Society	8	Closing	\$13,488.00	-\$16,342.38	\$11,048.00	-121.16%
Telefund Inc	Yosemite Foundation	8	Closing	\$27,173.75	-\$6,525.20	\$34,141.25	-24.01%
Tele-Response Center Inc	Easter Seals Inc	8	Closing	\$103,313.61	\$0.00	\$0.00	0.00%
Tele-Response Center Inc	Miracle Flights for Kids	8	Interim	\$628,951.51	\$299,200.84	\$0.00	47.57%
Tele-Response Center Inc	SADD Inc	8	Closing	\$603,878.08	\$400,000.00	\$0.00	66.24%
Townsell Telecom Inc	Police Conference of New York Inc	4	Closing	\$255,211.00	\$76,563.30	\$0.00	30.00%
Townsell Telecom Inc	Scarsdale Police Benevolent Association Inc	3	Closing	\$268,975.00	\$98,891.25	\$0.00	36.77%
Townsell Telecom Inc	Yonkers Police Captains, Lieutenants & Sergeants Benevolent Association	3	Closing	\$120,172.00	\$41,051.60	\$0.00	34.16%
Treasure State Development Corporation	Children's Cancer Recovery Foundation	8	Closing	\$15,701.00	\$10,205.65	\$0.00	65.00%
Trooper Publishing Inc	NYST Benefit Fund Inc	4	Closing	\$386,840.55	\$121,219.90	\$0.00	31.34%
USA 800 Inc	Humane Society of the United States Inc	8	Interim	\$48,714.10	\$17,283.74	\$0.00	35.48%
Xentel Inc	Department of New York Veterans of Foreign Wars of the United States Inc	4	Closing	\$375,425.66	\$66,366.26	\$75,663.00	17.68%
Xentel Inc	New York AMVETS Inc	2	Interim	\$640,976.18	\$24,000.00	\$129,230.00	3.74%
Xentel Inc	New York AMVETS Inc	2	Closing	\$171,201.06	\$6,000.00	\$12,664.00	3.50%
Xentel Inc	New York State Association of Chiefs of Police Inc	4	Interim	\$299,357.00	\$59,871.40	\$461,435.00	20.00%
Xentel Inc	New York State Union of Police Associations Inc	3	Interim	\$22,073.40	\$3,311.01	\$28,703.00	15.00%
Xentel Inc	Police Conference of New York Inc	4	Interim	\$407,319.53	\$61,097.93	\$169,885.00	15.00%
Xentel Inc	Police Officer Defense Fund of New York State Inc	3	Interim	\$44,912.00	\$6,736.79	\$11,821.00	15.00%

TABLE 2: PROFESSIONAL FUND RAISERS - ALPHABETICAL ORDER

PROFESSIONAL FUND RAISER	CHARITABLE ORGANIZATION	GEO. AREA	RE-PORT TYPE	GROSS RECEIPTS	NET TO CHARITY	UNCOLLECTED PLEDGES	% TO CHARITY
Your Voice Media Inc	Earthjustice	8	Closing	\$88,169.50	\$44,219.50	\$0.00	50.15%
Your Voice Media Inc	League of Conservation Voters Inc	8	Interim	\$22,283.00	\$3,049.50	\$0.00	13.69%
Your Voice Media Inc	NAACP Legal Defense and Educational Fund Inc	1	Closing	\$111,764.00	\$41,447.00	\$0.00	37.08%
Your Voice Media Inc	NARAL Pro-Choice America	8	Interim	\$103,588.00	\$12,266.00	\$0.00	11.84%
Your Voice Media Inc	NARAL Pro-Choice America	8	Closing	\$106,178.50	\$48,203.00	\$0.00	45.40%
Your Voice Media Inc	Wilderness Society	8	Closing	\$68,348.00	\$6,443.50	\$0.00	9.43%
	TOTALS			\$249,088,649.12	\$92,004,863.03	\$50,741,839.48	36.94%

TABLE 3
Charitable Organizations -
Net Percentage Of Revenues
Retained By Charity
2010 Telemarketing Campaigns

TABLE 3: CHARITABLE ORGANIZATIONS - NET PERCENTAGE OF REVENUES RETAINED BY CHARITY

CHARITABLE ORGANIZATION	PROFESSIONAL FUND RAISER	GEO. AREA	RE-PORT TYPE	GROSS RECEIPTS	NET TO CHARITY	UNCOLLECTED PLEDGES	% TO CHARITY
American Civil Liberties Union Inc	Gordon and Schwenkmeyer Inc	1	Interim	\$540.00	\$540.00	\$0.00	100.00%
Philharmonic-Symphony Society of New York Inc	DCM Inc	1	Closing	\$3,115.00	\$3,115.00	\$0.00	100.00%
United States Fund for UNICEF	InfoCision Management Corporation	1	Closing	\$720.00	\$720.00	\$0.00	100.00%
Alzheimers Disease and Related Disorders Association Inc	InfoCision Management Corporation	8	Closing	\$271,867.59	\$259,002.59	\$0.00	95.27%
ChildFund International USA	InfoCision Management Corporation	8	Closing	\$3,117,038.70	\$2,863,781.44	\$0.00	91.88%
AmeriCares Foundation Inc	Donor Services Group LLC	8	Closing	\$2,955,693.32	\$2,658,011.04	\$55,851.00	89.93%
Association of the Graduates of the United States Military Academy	IDC Ltd	3	Closing	\$470,808.08	\$408,722.67	\$0.00	86.81%
Rye Country Day School	Lester Inc	3	Closing	\$57,030.00	\$48,067.00	\$6,410.00	84.28%
Lutheran World Relief Inc	MDS Communications Corporation	8	Closing	\$198,508.00	\$166,207.00	\$1,578.00	83.73%
Syracuse Jewish Federation Inc	Green Point Call Center Services Inc	5	Closing	\$13,773.00	\$11,519.00	\$0.00	83.63%
League of Women Voters Education Fund	Share Group Inc	8	Closing	\$17,655.00	\$14,488.00	\$0.00	82.06%
American Society for the Prevention of Cruelty to Animals	Donor Services Group LLC	1	Closing	\$4,212,184.75	\$3,280,766.75	\$0.00	77.89%
Oxfam America Inc	Donor Services Group LLC	8	Closing	\$326,971.00	\$254,383.00	\$0.00	77.80%
Christian Appalachian Project Inc	Public Interest Communications Inc	8	Closing	\$595,069.00	\$462,404.00	\$0.00	77.71%
Leukemia and Lymphoma Society Inc	InfoCision Management Corporation	3	Closing	\$785,302.00	\$609,572.00	\$0.00	77.62%
American Civil Liberties Union Foundation Inc	Telefund Inc	1	Closing	\$398,759.00	\$308,118.00	\$136,891.00	77.27%
League of Women Voters of the United States	Gordon and Schwenkmeyer Inc	8	Closing	\$55,981.00	\$42,884.44	\$11,322.00	76.61%
American Lebanese Syrian Associated Charities Inc	InfoCision Management Corporation	8	Interim	\$5,156,864.31	\$3,922,456.57	\$0.00	76.06%

T3 - 1

DATA OBTAINED FROM INTERIM AND CLOSING STATEMENTS FILED BY PROFESSIONAL FUND RAISERS

TABLE 3: CHARITABLE ORGANIZATIONS - NET PERCENTAGE OF REVENUES RETAINED BY CHARITY

CHARITABLE ORGANIZATION	PROFESSIONAL FUND RAISER	GEO. AREA	RE-PORT TYPE	GROSS RECEIPTS	NET TO CHARITY	UNCOL-LECTED PLEDGES	% TO CHAR-ITY
Sierra Club	Telefund Inc	8	Closing	\$1,111,442.78	\$828,477.11	\$0.00	74.54%
New York Shakespeare Festival	DCM Inc	1	Interim	\$362,131.50	\$266,543.48	\$0.00	73.60%
Carnegie Hall Society Inc	SD&A Teleservices Inc	1	Closing	\$1,410,013.00	\$1,034,256.76	\$101,351.00	73.35%
Philharmonic-Symphony Society of New York Inc	DCM Inc	1	Interim	\$2,184,340.00	\$1,593,144.59	\$0.00	72.93%
Ballet Theatre Foundation Inc	DCM Inc	1	Interim	\$747,899.82	\$543,728.71	\$0.00	72.70%
New York Cares Inc	Gordon and Schwenkmeyer Inc	1	Interim	\$96,999.50	\$69,916.72	\$29,796.50	72.08%
Gain International	MDS Communications Corporation	8	Closing	\$69,285.00	\$49,844.00	\$19,441.00	71.94%
Koby Mandell Foundation Inc	Green Point Call Center Services Inc	2	Closing	\$14,043.01	\$10,093.01	\$2,499.01	71.87%
Habitat for Humanity New York City Inc	Strategic Communications Inc	1	Closing	\$46,188.00	\$32,846.45	\$0.00	71.11%
Rochester Philharmonic Orchestra Inc	Bennett Direct Inc	6	Interim	\$424,499.00	\$301,499.00	\$41,077.00	71.02%
Cooperative for Assistance and Relief Everywhere Inc	Share Group Inc	8	Closing	\$117,254.00	\$83,143.00	\$0.00	70.91%
Foundation for AIDS Research	Telefund Inc	1	Closing	\$234,738.00	\$164,342.89	\$53,375.00	70.01%
San Francisco Opera Association	DCM Inc	8	Closing	\$1,294,728.60	\$904,358.99	\$0.00	69.85%
Sierra Club	Harris Direct	8	Closing	\$143,359.22	\$99,103.62	\$52,371.78	69.13%
Greenpeace Inc	Donor Services Group LLC	8	Closing	\$1,272,686.00	\$868,279.51	\$0.00	68.22%
SOS Childrens Villages USA Inc	Public Interest Communications Inc	8	Closing	\$40,292.00	\$27,253.00	\$0.00	67.64%
Long Island Coalition for Life Inc	MDS Communications Corporation	2	Closing	\$12,968.00	\$8,765.00	\$1,264.00	67.59%
Mountain Lake Public Telecommunications Council Inc	ComNet Marketing Group Inc	4	Interim	\$22,998.00	\$15,465.12	\$0.00	67.25%

TABLE 3: CHARITABLE ORGANIZATIONS - NET PERCENTAGE OF REVENUES RETAINED BY CHARITY

CHARITABLE ORGANIZATION	PROFESSIONAL FUND RAISER	GEO. AREA	RE-PORT TYPE	GROSS RECEIPTS	NET TO CHARITY	UNCOLLECTED PLEDGES	% TO CHARITY
Heifer Project International Inc	Donor Services Group LLC	8	Closing	\$1,514,816.88	\$1,010,639.18	\$0.00	66.72%
Cooperative for Assistance and Relief Everywhere Inc	Public Interest Communications Inc	8	Closing	\$111,715.00	\$74,203.00	\$0.00	66.42%
SADD Inc	Tele-Response Center Inc	8	Closing	\$603,878.08	\$400,000.00	\$0.00	66.24%
Columbia County Correction Officers Local #3828	Stage Door Music Productions Inc	4	Closing	\$7,271.00	\$4,807.00	\$0.00	66.11%
American Society for the Prevention of Cruelty to Animals	InfoCision Management Corporation	1	Closing	\$12,684.00	\$8,379.61	\$0.00	66.06%
San Francisco Opera Association	DCM Inc	8	Interim	\$745,647.48	\$491,559.92	\$0.00	65.92%
American Lung Association Inc	InfoCision Management Corporation	8	Closing	\$742,633.78	\$489,009.12	\$0.00	65.85%
American Leprosy Missions Inc	MDS Communications Corporation	8	Closing	\$286,641.00	\$186,809.00	\$81,247.00	65.17%
Children's Cancer Recovery Foundation	Treasure State Development Corporation	8	Closing	\$15,701.00	\$10,205.65	\$0.00	65.00%
New York State Court Clerks Association	Luxcore Ltd	1	Closing	\$31,920.00	\$20,748.00	\$0.00	65.00%
Special Olympics New York Inc	Heritage Company Inc (The)	4	Closing	\$740,260.20	\$474,892.71	\$170,189.48	64.15%
Cooperative for Assistance and Relief Everywhere Inc	Donor Services Group LLC	8	Closing	\$1,452,241.17	\$930,198.16	\$260,232.00	64.05%
TelecomPioneers Charitable Foundation	InfoCision Management Corporation	8	Closing	\$12,989.00	\$8,313.41	\$0.00	64.00%
Planned Parenthood Federation of America Inc	SD&A Teleservices Inc	1	Interim	\$121,064.00	\$77,077.40	\$58,167.00	63.67%
Marine Corps Heritage Foundation	Harris Connect LLC	8	Closing	\$638,452.08	\$405,673.58	\$250,368.61	63.54%
Medecins Sans Frontieres USA Inc	Harris Direct	1	Closing	\$3,224,763.00	\$2,039,411.10	\$904,365.00	63.24%
Greenpeace Fund Inc	Donor Services Group LLC	8	Closing	\$3,000.00	\$1,896.00	\$6,875.00	63.20%
Long Island Coalition for Life Inc	MDS Communications Corporation	2	Closing	\$23,158.00	\$14,631.00	\$6,730.00	63.18%

TABLE 3: CHARITABLE ORGANIZATIONS - NET PERCENTAGE OF REVENUES RETAINED BY CHARITY

CHARITABLE ORGANIZATION	PROFESSIONAL FUND RAISER	GEO. AREA	RE-PORT TYPE	GROSS RECEIPTS	NET TO CHARITY	UNCOLLECTED PLEDGES	% TO CHARITY
New York Botanical Garden	ComNet Marketing Group Inc	1	Interim	\$62,897.00	\$39,732.22	\$0.00	63.17%
WMHT Educational Telecommunications Inc	Aria Communications Corporation	4	Closing	\$90,315.00	\$56,779.38	\$15,845.70	62.87%
Carnegie Hall Corporation	Artsmarketing Services Inc	1	Closing	\$778,844.00	\$488,541.00	\$0.00	62.73%
Unitarian Universalist Service Committee Inc	Share Group Inc	8	Closing	\$268,698.00	\$168,333.00	\$0.00	62.65%
Feeding America	Strategic Direct Marketing	8	Interim	\$155,526.00	\$96,897.00	\$42,109.00	62.30%
American Israel Public Affairs Committee	Siegel Marketing Group Inc	8	Closing	\$222,437.00	\$137,738.18	\$121,956.00	61.92%
Heritage Foundation Inc (DC)	GiveRight Inc	8	Closing	\$5,182,396.00	\$3,190,870.73	\$1,523,126.00	61.57%
National Multiple Sclerosis Society	InfoCision Management Corporation	1	Closing	\$171,307.00	\$104,741.00	\$0.00	61.14%
National Trust for Historic Preservation in the United States	Donor Services Group LLC	8	Interim	\$719,966.49	\$439,617.64	\$145,630.00	61.06%
American Society for the Prevention of Cruelty to Animals	Telefund Inc	1	Closing	\$2,155,253.76	\$1,313,198.57	\$2,756,129.24	60.93%
New York State Tenants & Neighbors Information Service Inc	Gordon and Schwenkmeyer Inc	1	Interim	\$21,859.00	\$13,316.00	\$6,233.00	60.92%
New York State Tenants & Neighbors Coalition Inc	Gordon and Schwenkmeyer Inc	1	Interim	\$55,196.00	\$33,609.56	\$11,636.00	60.89%
Northwestern University	RuffaloCODY LLC	8	Closing	\$92,870.00	\$55,857.50	\$0.00	60.15%
Food Pantries for the Capital District Inc	Capital District Callers Inc	4	Closing	\$309,946.00	\$185,967.60	\$0.00	60.00%
United States Association for United Nations High Commissioner for Refugees	Donor Services Group LLC	8	Closing	\$31,093.08	\$18,583.08	\$1,840.00	59.77%
Cooperative for Assistance and Relief Everywhere Inc	MDS Communications Corporation	8	Closing	\$2,637,437.00	\$1,560,365.00	\$970,136.00	59.16%
Oxfam America Inc	Share Group Inc	8	Closing	\$759,225.00	\$448,792.00	\$0.00	59.11%
New York City Ballet Inc	SD&A Teleservices Inc	1	Closing	\$600,764.00	\$354,219.75	\$0.00	58.96%

TABLE 3: CHARITABLE ORGANIZATIONS - NET PERCENTAGE OF REVENUES RETAINED BY CHARITY

CHARITABLE ORGANIZATION	PROFESSIONAL FUND RAISER	GEO. AREA	RE-PORT TYPE	GROSS RECEIPTS	NET TO CHARITY	UNCOL-LECTED PLEDGES	% TO CHAR-ITY
Association of the Graduates of the United States Military Academy	IDC Ltd	3	Closing	\$272,743.00	\$159,902.95	\$85,888.72	58.63%
Environmental Defense Fund Inc	Telefund Inc	1	Closing	\$350,740.81	\$205,167.86	\$50,467.19	58.50%
AOPA Foundation Inc	Telefund Inc	8	Closing	\$409,440.00	\$238,388.22	\$109,529.00	58.22%
Holt International Children's Services Inc	MDS Communications Corporation	8	Closing	\$49,698.00	\$28,697.00	\$22,192.00	57.74%
Mercy Corps	MDS Communications Corporation	8	Closing	\$416,684.00	\$240,238.00	\$205,186.00	57.65%
March of Dimes Foundation	Haines & Company Inc	3	Closing	\$871,969.00	\$502,507.00	\$0.00	57.63%
Anti-Defamation League	Telefund Inc	1	Closing	\$241,613.00	\$139,236.15	\$122,236.00	57.63%
Life Issues Institute Inc	MDS Communications Corporation	8	Closing	\$47,679.00	\$27,394.00	\$11,045.00	57.46%
Multiple Sclerosis Association of America Inc	Heritage Company Inc (The)	8	Interim	\$1,935,008.73	\$1,110,452.94	\$67,234.00	57.39%
Autism Spectrum Disorder Foundation Inc	InfoCision Management Corporation	8	Interim	\$36,498.20	\$20,881.64	\$0.00	57.21%
Adirondack Historical Association	Bennett Direct Inc	4	Closing	\$45,255.00	\$25,742.60	\$0.00	56.88%
Amnesty International of the USA Inc	Donor Services Group LLC	1	Closing	\$77,144.00	\$43,838.00	\$38,047.00	56.83%
New York City Opera Inc	Artsmarketing Services Inc	1	Closing	\$61,490.00	\$34,830.00	\$0.00	56.64%
Planned Parenthood Federation of America Inc	Telefund Inc	1	Closing	\$321,516.26	\$181,011.16	\$108,133.74	56.30%
United States Olympic Committee	Strategic Direct Marketing	8	Interim	\$301,971.00	\$168,931.00	\$91,608.00	55.94%
Brady Campaign to Prevent Gun Violence	Public Interest Communications Inc	8	Closing	\$32,588.00	\$18,085.00	\$0.00	55.50%
Hunger Action Network of New York State	Capital District Callers Inc	4	Interim	\$141,474.00	\$77,810.70	\$0.00	55.00%
Patrolman's Benevolent Association of Southampton Town Inc	Tan Productions Inc	2	Interim	\$45,960.00	\$25,278.00	\$0.00	55.00%

TABLE 3: CHARITABLE ORGANIZATIONS - NET PERCENTAGE OF REVENUES RETAINED BY CHARITY

CHARITABLE ORGANIZATION	PROFESSIONAL FUND RAISER	GEO. AREA	RE-PORT TYPE	GROSS RECEIPTS	NET TO CHARITY	UNCOLLECTED PLEDGES	% TO CHARITY
Patrolman's Benevolent Association of Southampton Town Inc	Tan Productions Inc	2	Closing	\$45,435.00	\$24,989.25	\$0.00	55.00%
Americans for Fair Taxation	Capitol Resources Inc	8	Closing	\$153,345.65	\$84,265.42	\$152,239.00	54.95%
WXXI Public Broadcasting Council	Phone Bank Systems Inc	6	Interim	\$130,361.00	\$71,404.74	\$53,144.50	54.77%
American Heart Association Inc	InfoCision Management Corporation	8	Closing	\$938,109.01	\$511,654.47	\$0.00	54.54%
Cross International Inc	Donor Care Center Inc	8	Closing	\$282,578.62	\$153,390.43	\$52,657.00	54.28%
Southern Poverty Law Center Inc	Outreach Associates Inc	8	Closing	\$429,553.00	\$232,241.00	\$0.00	54.07%
Sierra Club	SD&A Teleservices Inc	8	Closing	\$639,037.38	\$345,439.65	\$0.00	54.06%
New York Shakespeare Festival	SD&A Teleservices Inc	1	Closing	\$77,385.00	\$41,737.00	\$60.00	53.93%
National FFA Foundation Inc	ComNet Marketing Group Inc	8	Closing	\$11,424.00	\$6,120.21	\$0.00	53.57%
Buffalo Philharmonic Orchestra Society Inc	Bennett Direct Inc	7	Closing	\$389,690.00	\$207,526.00	\$0.00	53.25%
GLSEN Inc	Telefund Inc	1	Closing	\$50,729.77	\$26,606.08	\$15,584.23	52.45%
American Civil Liberties Union Inc	Telefund Inc	1	Closing	\$2,305,693.00	\$1,206,154.57	\$837,501.00	52.31%
Women for Women International	Share Group Inc	8	Closing	\$28,373.00	\$14,562.00	\$0.00	51.32%
Food for the Hungry Inc	Strategic Direct Marketing	8	Interim	\$342,456.00	\$173,841.00	\$115,013.00	50.76%
American Diabetes Association Inc	InfoCision Management Corporation	8	Closing	\$596,705.70	\$302,031.50	\$0.00	50.62%
Arthritis Foundation Inc	MDS Communications Corporation	8	Closing	\$145,231.00	\$73,184.00	\$128,775.00	50.39%
Vermont ETV Inc	ComNet Marketing Group Inc	8	Interim	\$35,794.20	\$17,993.42	\$0.00	50.27%
Planned Parenthood Action Fund Inc	Telefund Inc	1	Closing	\$228,713.44	\$114,913.34	\$54,893.56	50.24%

TABLE 3: CHARITABLE ORGANIZATIONS - NET PERCENTAGE OF REVENUES RETAINED BY CHARITY

CHARITABLE ORGANIZATION	PROFESSIONAL FUND RAISER	GEO. AREA	RE-PORT TYPE	GROSS RECEIPTS	NET TO CHARITY	UNCOLLECTED PLEDGES	% TO CHARITY
Earthjustice	Your Voice Media Inc	8	Closing	\$88,169.50	\$44,219.50	\$0.00	50.15%
Amityville Fire Department	Tan Productions Inc	2	Closing	\$20,205.00	\$10,102.50	\$0.00	50.00%
Amityville Patrolmen's Benevolent Association Inc	Tan Productions Inc	2	Closing	\$35,790.00	\$17,895.00	\$0.00	50.00%
Broome County Sheriff's Law Enforcement Officers Association	Northeastern Advertising (Morgan, William J)	5	Closing	\$30,562.50	\$15,281.25	\$0.00	50.00%
Captain William Dale O'Brien Detachment Marine Corps League	Capital District Callers Inc	4	Interim	\$22,068.00	\$11,034.00	\$0.00	50.00%
Cornerstone Soup Kitchen & Food Pantry Inc	Capital District Callers Inc	4	Interim	\$150,518.00	\$75,259.00	\$0.00	50.00%
Electric City Detachment Marine Corps League	Capital District Callers Inc	4	Interim	\$21,470.00	\$10,735.00	\$0.00	50.00%
Freeport Police Benevolent Association	Tan Productions Inc	2	Interim	\$35,510.00	\$17,755.00	\$0.00	50.00%
Freeport Police Benevolent Association	Tan Productions Inc	2	Closing	\$31,230.00	\$15,615.00	\$0.00	50.00%
Glen Cove City Police Benevolent Association Inc	Tan Productions Inc	2	Closing	\$32,460.00	\$16,230.00	\$0.00	50.00%
Mothers Against Drunk Driving	Heritage Company Inc (The)	8	Interim	\$180,500.21	\$90,250.11	\$0.00	50.00%
National Children Leukemia Foundation Inc	Associated Community Services Inc	1	Interim	\$1,568,128.02	\$784,063.96	\$0.00	50.00%
Northeast Mobile Search & Rescue Inc	Capital District Callers Inc	4	Interim	\$62,973.00	\$31,486.50	\$0.00	50.00%
Police Benevolent Association of Elmira New York Inc	Northeastern Advertising (Morgan, William J)	6	Closing	\$44,355.00	\$22,177.50	\$0.00	50.00%
Port Washington Police Athletic League Inc	Tan Productions Inc	2	Interim	\$20,358.00	\$10,179.00	\$0.00	50.00%
Port Washington Police Benevolent Association Inc	Tan Productions Inc	2	Closing	\$45,623.00	\$22,811.50	\$0.00	50.00%
Stop the Violence Inc	Capital District Callers Inc	4	Interim	\$91,421.00	\$45,710.50	\$0.00	50.00%
Tompkins County Deputy Sheriffs' Association Inc	Event Marketing (Narde, James Edward)	5	Closing	\$53,275.00	\$26,637.50	\$0.00	50.00%

TABLE 3: CHARITABLE ORGANIZATIONS - NET PERCENTAGE OF REVENUES RETAINED BY CHARITY

CHARITABLE ORGANIZATION	PROFESSIONAL FUND RAISER	GEO. AREA	RE-PORT TYPE	GROSS RECEIPTS	NET TO CHARITY	UNCOLLECTED PLEDGES	% TO CHARITY
Troy Detachment Marine Corps League Inc	Capital District Callers Inc	4	Interim	\$22,068.00	\$11,034.00	\$0.00	50.00%
United Breast Cancer Foundation	Capital District Callers Inc	2	Interim	\$186,666.00	\$93,333.00	\$0.00	50.00%
Waterford Emergency Team Inc	Capital District Callers Inc	4	Interim	\$35,716.00	\$17,858.00	\$0.00	50.00%
New York Public Radio	Aria Communications Corporation	1	Closing	\$205,829.22	\$102,659.12	\$86,309.37	49.88%
United Farm Workers of America	Gordon and Schwenkmeyer Inc	8	Closing	\$339,747.08	\$168,618.24	\$53,935.92	49.63%
Earthjustice	Telefund Inc	8	Closing	\$236,666.00	\$117,069.45	\$47,016.00	49.47%
Colonie Police Benevolent Association Inc	Nordel Publishing Inc	4	Interim	\$123,322.00	\$60,970.71	\$0.00	49.44%
Long Island Pythian Council	Leal Associates Inc	2	Closing	\$38,531.00	\$18,877.60	\$0.00	48.99%
Colonial Williamsburg Foundation	GiveRight Inc	8	Closing	\$342,421.00	\$167,654.00	\$168,574.00	48.96%
American Association of University Women Inc	Gordon and Schwenkmeyer Inc	8	Closing	\$11,789.00	\$5,771.13	\$1,242.00	48.95%
National Organization for Women-New York State Inc	Gordon and Schwenkmeyer Inc	4	Interim	\$65,766.00	\$32,130.76	\$19,736.00	48.86%
National Trust for Historic Preservation in the United States	Donor Services Group LLC	8	Closing	\$181,060.62	\$88,060.70	\$78,923.00	48.64%
Jazz at Lincoln Center Inc	DCM Inc	1	Closing	\$207,153.05	\$100,441.41	\$0.00	48.49%
New York State Right to Life Committee Inc	MDS Communications Corporation	4	Closing	\$152,333.00	\$73,012.00	\$71,605.00	47.93%
Gay Men's Health Crisis Inc	Aria Communications Corporation	1	Interim	\$53,871.50	\$25,805.97	\$0.00	47.90%
Western New York Public Broadcasting Association	Phone Bank Systems Inc	7	Interim	\$105,190.74	\$50,284.06	\$7,930.76	47.80%
AFS-USA Inc	Share Group Inc	1	Closing	\$106,713.00	\$51,003.00	\$0.00	47.79%
Nature Conservancy Inc	Donor Services Group LLC	8	Interim	\$3,163,236.44	\$1,510,524.46	\$1,012,282.00	47.75%

TABLE 3: CHARITABLE ORGANIZATIONS - NET PERCENTAGE OF REVENUES RETAINED BY CHARITY

CHARITABLE ORGANIZATION	PROFESSIONAL FUND RAISER	GEO. AREA	RE-PORT TYPE	GROSS RECEIPTS	NET TO CHARITY	UNCOLLECTED PLEDGES	% TO CHARITY
New York Shakespeare Festival	DCM Inc	1	Closing	\$270,585.00	\$129,175.05	\$0.00	47.74%
Alliance Defense Fund Inc	Strategic Direct Marketing	8	Closing	\$53,891.00	\$25,645.00	\$6,048.00	47.59%
Miracle Flights for Kids	Tele-Response Center Inc	8	Interim	\$628,951.51	\$299,200.84	\$0.00	47.57%
Police Benevolent Association of Watkins Glen Inc	Northeastern Advertising (Morgan, William J)	6	Closing	\$22,877.50	\$10,842.12	\$0.00	47.39%
National Organization for Women Inc	Telefund Inc	8	Closing	\$262,339.69	\$123,369.15	\$70,948.31	47.03%
University of Colorado Foundation Inc	RuffaloCODY LLC	8	Interim	\$1,331,937.69	\$624,125.65	\$0.00	46.86%
Sierra Club	Donor Services Group LLC	8	Interim	\$977,777.06	\$454,000.14	\$6,009.41	46.43%
Planned Parenthood Federation of America Inc	Donor Services Group LLC	1	Closing	\$585,668.00	\$269,950.00	\$272,246.00	46.09%
American Diabetes Association Inc	InfoCision Management Corporation	8	Closing	\$2,583,488.00	\$1,181,853.74	\$0.00	45.75%
Human Rights Campaign Inc	Share Group Inc	8	Closing	\$745,520.00	\$339,599.00	\$0.00	45.55%
NARAL Pro-Choice America	Your Voice Media Inc	8	Closing	\$106,178.50	\$48,203.00	\$0.00	45.40%
National Association for the Advancement of Colored People	Telefund Inc	8	Closing	\$184,425.00	\$83,484.40	\$147,000.00	45.27%
Breast Cancer Society Inc	Associated Community Services Inc	8	Interim	\$13,172,958.57	\$5,927,831.08	\$0.00	45.00%
Defeat Diabetes Foundation Inc	Capital District Callers Inc	8	Interim	\$72,391.00	\$32,575.95	\$0.00	45.00%
Deputies Association of the County of Steuben	Community Advertising Inc	6	Interim	\$63,855.00	\$28,734.75	\$0.00	45.00%
Firefighters Support Services Incorporated	Associated Community Services Inc	8	Interim	\$1,510,244.57	\$679,609.98	\$0.00	45.00%
Foundation for American Veterans Inc	Associated Community Services Inc	8	Interim	\$7,977,540.99	\$3,589,893.28	\$0.00	45.00%
Law Enforcement Education Program	Associated Community Services Inc	8	Interim	\$2,152,196.92	\$968,488.58	\$0.00	45.00%

TABLE 3: CHARITABLE ORGANIZATIONS - NET PERCENTAGE OF REVENUES RETAINED BY CHARITY

CHARITABLE ORGANIZATION	PROFESSIONAL FUND RAISER	GEO. AREA	RE-PORT TYPE	GROSS RECEIPTS	NET TO CHARITY	UNCOL-LECTED PLEDGES	% TO CHAR-ITY
National Breast Cancer Coalition	Telefund Inc	8	Closing	\$22,829.00	\$10,222.30	\$3,813.00	44.78%
Crohn's & Colitis Foundation of America Inc	InfoCision Management Corporation	1	Closing	\$69,799.00	\$31,232.98	\$0.00	44.75%
Enlisted Association of the New York National Guard	Heritage Company Inc (The)	4	Interim	\$31,557.00	\$13,977.22	\$0.00	44.29%
Putnam County Sheriff's Department Police Benevolent Association	Community Services Inc	3	Interim	\$44,343.00	\$19,510.92	\$0.00	44.00%
National Right to Life Committee Inc	Capitol Resources Inc	8	Closing	\$116,750.31	\$51,153.97	\$66,990.46	43.81%
Croton Police Association Inc	Community Services Inc	3	Closing	\$39,139.00	\$17,092.93	\$0.00	43.67%
Students for Life of America Inc	MDS Communications Corporation	8	Closing	\$107,203.00	\$45,860.00	\$36,793.00	42.78%
New Jersey Symphony Orchestra	DCM Inc	8	Closing	\$120,137.00	\$51,342.74	\$0.00	42.74%
League of Women Voters of the United States	Gordon and Schwenkmeyer Inc	8	Interim	\$103,032.00	\$43,951.72	\$66,303.00	42.66%
League of Conservation Voters Inc	Public Interest Communications Inc	8	Closing	\$142,908.00	\$60,923.00	\$49,075.00	42.63%
American Civil Liberties Union Inc	Harris Direct	1	Closing	\$268,265.63	\$114,245.63	\$111,260.37	42.59%
Human Rights Campaign Inc	Donor Services Group LLC	8	Closing	\$705,790.00	\$300,383.94	\$384,780.00	42.56%
National Right to Life Committee Inc	MDS Communications Corporation	8	Closing	\$1,379,781.00	\$586,810.00	\$594,220.00	42.53%
University of Connecticut Foundation Inc	RuffaloCODY LLC	8	Interim	\$630,854.41	\$266,926.30	\$334,873.77	42.31%
NARAL Pro-Choice America	Donor Services Group LLC	8	Closing	\$557,740.00	\$235,627.00	\$150,566.00	42.25%
Cayuga County Deputy Sheriff's Benevolent Association	Event Marketing (Narde, James Edward)	5	Closing	\$56,700.00	\$23,885.10	\$0.00	42.13%
Chemung County Deputy Sheriff's Association	Community Advertising Inc	6	Interim	\$68,445.00	\$28,746.90	\$0.00	42.00%
Galapagos Conservancy	Telefund Inc	8	Closing	\$35,742.00	\$14,973.30	\$14,788.00	41.89%

TABLE 3: CHARITABLE ORGANIZATIONS - NET PERCENTAGE OF REVENUES RETAINED BY CHARITY

CHARITABLE ORGANIZATION	PROFESSIONAL FUND RAISER	GEO. AREA	RE-PORT TYPE	GROSS RECEIPTS	NET TO CHARITY	UNCOLLECTED PLEDGES	% TO CHARITY
American Institute for Cancer Research Inc	InfoCision Management Corporation	8	Closing	\$419,769.33	\$175,750.16	\$0.00	41.87%
Southern Poverty Law Center Inc	Telefund Inc	8	Closing	\$710,687.00	\$297,488.28	\$678,858.00	41.86%
New York Finger Lakes Region Police Officers Local #195 of the AFSCME AFL-CIO	Event Marketing (Narde, James Edward)	5	Closing	\$61,795.00	\$25,718.00	\$0.00	41.62%
People for the Ethical Treatment of Animals Inc	Share Group Inc	8	Closing	\$103,671.00	\$43,084.00	\$0.00	41.56%
Planned Parenthood Federation of America Inc	Aria Communications Corporation	1	Interim	\$26,984.66	\$11,112.27	\$7,171.69	41.18%
National Children's Cancer Society Inc	Heritage Company Inc (The)	8	Interim	\$2,774,778.31	\$1,141,675.02	\$1,512,091.34	41.14%
Environmental Defense Fund Inc	Public Interest Communications Inc	1	Closing	\$117,525.20	\$47,942.63	\$0.00	40.79%
American Lebanese Syrian Associated Charities Inc	MDS Communications Corporation	8	Interim	\$2,252,974.00	\$918,108.00	\$1,927,511.00	40.75%
Ulster County Sheriff's Employees Association	Stage Door Music Productions Inc	3	Closing	\$37,291.00	\$15,000.00	\$0.00	40.22%
Aeneas McDonald Police Benevolent Association	Northeastern Advertising (Morgan, William J)	6	Closing	\$29,095.00	\$11,638.00	\$0.00	40.00%
Elmira Heights Police Benevolent Association Inc	Event Marketing (Narde, James Edward)	6	Closing	\$43,155.00	\$17,262.00	\$0.00	40.00%
Johnson City Police Association	Northeastern Advertising (Morgan, William J)	5	Closing	\$20,397.50	\$8,159.00	\$0.00	40.00%
Police Benevolent Association of Binghamton New York Inc	Northeastern Advertising (Morgan, William J)	5	Closing	\$30,047.50	\$12,019.00	\$0.00	40.00%
Police Benevolent Association of the City of White Plains Inc	Division 1 Calling Center Inc	3	Interim	\$67,524.00	\$27,009.60	\$60.00	40.00%
Southern Tier Canine Association Inc	Northeastern Advertising (Morgan, William J)	5	Closing	\$15,055.00	\$6,022.00	\$0.00	40.00%
Suffolk County Police Athletic League Inc	D & D Telemarketing Inc	2	Interim	\$101,181.00	\$40,472.40	\$0.00	40.00%
Suffolk County Police Memorial Fund Inc	D & D Telemarketing Inc	2	Closing	\$132,141.00	\$52,856.40	\$0.00	40.00%
Foundation Fighting Blindness Inc	Donor Services Group LLC	8	Closing	\$56,578.00	\$22,601.00	\$15,465.00	39.95%

TABLE 3: CHARITABLE ORGANIZATIONS - NET PERCENTAGE OF REVENUES RETAINED BY CHARITY

CHARITABLE ORGANIZATION	PROFESSIONAL FUND RAISER	GEO. AREA	RE-PORT TYPE	GROSS RECEIPTS	NET TO CHARITY	UNCOLLECTED PLEDGES	% TO CHARITY
Boston Ballet Inc	DCM Inc	8	Closing	\$166,023.50	\$65,758.78	\$0.00	39.61%
Center for Biological Diversity Inc	Telefund Inc	8	Closing	\$7,097.00	\$2,796.11	\$6,019.00	39.40%
WSKG Public Telecommunications Council	ComNet Marketing Group Inc	5	Interim	\$2,443.35	\$961.79	\$0.00	39.36%
Operation Smile Inc	Strategic Direct Marketing	8	Interim	\$466,836.00	\$183,339.00	\$392,004.00	39.27%
Policemen's Benevolent Association of Westchester County Inc	S & M Enterprises Inc	3	Interim	\$70,110.00	\$27,342.90	\$0.00	39.00%
League of Women Voters of the United States	Share Group Inc	8	Closing	\$142,755.00	\$55,122.00	\$0.00	38.61%
Oxfam America Inc	Telefund Inc	8	Closing	\$313,027.57	\$120,439.37	\$116,577.43	38.48%
Concerned Women for America	InfoCision Management Corporation	8	Closing	\$1,865,571.38	\$712,905.09	\$0.00	38.21%
B'nai B'rith	Telefund Inc	8	Closing	\$134,895.18	\$51,483.68	\$51,379.82	38.17%
Allegany County Deputy Sheriffs Association Inc	Event Marketing (Narde, James Edward)	7	Closing	\$54,910.00	\$20,865.80	\$0.00	38.00%
Crystal City Police Benevolent Association Inc	Event Marketing (Narde, James Edward)	6	Closing	\$48,320.00	\$18,361.60	\$0.00	38.00%
Endicott Police Benevolent Association Inc	Community Advertising Inc	5	Interim	\$34,640.00	\$13,163.20	\$0.00	38.00%
Oneonta Police Benevolent Association	Event Marketing (Narde, James Edward)	5	Closing	\$52,565.00	\$19,974.70	\$0.00	38.00%
Vestal Police Benevolent Association Inc	Event Marketing (Narde, James Edward)	5	Closing	\$64,612.00	\$24,552.56	\$0.00	38.00%
League of Conservation Voters Inc	Integral Resources Inc	8	Interim	\$240,311.50	\$89,227.35	\$157,535.17	37.13%
NAACP Legal Defense and Educational Fund Inc	Your Voice Media Inc	1	Closing	\$111,764.00	\$41,447.00	\$0.00	37.08%
Gay & Lesbian Alliance Against Defamation Inc	SD&A Teleservices Inc	8	Interim	\$341,321.00	\$126,493.30	\$80,607.30	37.06%
Fulton Police Benevolent Association	Sound Exchange (The) (Hurd, James H)	5	Closing	\$23,415.00	\$8,663.55	\$0.00	37.00%

TABLE 3: CHARITABLE ORGANIZATIONS - NET PERCENTAGE OF REVENUES RETAINED BY CHARITY

CHARITABLE ORGANIZATION	PROFESSIONAL FUND RAISER	GEO. AREA	RE-PORT TYPE	GROSS RECEIPTS	NET TO CHARITY	UNCOL-LECTED PLEDGES	% TO CHAR-ITY
Putnam County Volunteer Fireman's Association Inc	Community Services Inc	3	Closing	\$56,783.00	\$21,009.71	\$0.00	37.00%
Scarsdale Police Benevolent Association Inc	Townsell Telecom Inc	3	Closing	\$268,975.00	\$98,891.25	\$0.00	36.77%
National Gay and Lesbian Task Force Foundation	Telefund Inc	8	Closing	\$41,557.00	\$15,261.66	\$26,889.00	36.72%
AAUW Action Fund Inc	Telefund Inc	8	Closing	\$111,502.00	\$40,851.92	\$1,162.00	36.64%
Police Athletic League of Yonkers Foundation Inc	Division 1 Calling Center Inc	3	Interim	\$80,438.95	\$29,453.64	\$0.00	36.62%
Jane Goodall Institute for Wildlife Research, Education and Conservation	Donor Services Group LLC	8	Closing	\$75,341.00	\$27,500.00	\$24,184.00	36.50%
Appalachian Mountain Club	Share Group Inc	8	Closing	\$182,559.00	\$65,759.00	\$0.00	36.02%
Planned Parenthood Federation of America Inc	Share Group Inc	1	Closing	\$350,980.00	\$126,347.00	\$0.00	36.00%
Delaware County Deputy Sheriff's Police Benevolent Association Inc	Community Advertising Inc	3	Interim	\$44,570.00	\$15,949.50	\$0.00	35.79%
Mothers Against Drunk Driving	Heritage Company Inc (The)	8	Interim	\$2,911,538.29	\$1,041,493.06	\$0.00	35.77%
New York State Historical Association	ComNet Marketing Group Inc	1	Closing	\$3,758.00	\$1,342.00	\$0.00	35.71%
Amnesty International of the USA Inc	Public Interest Communications Inc	1	Closing	\$369,416.00	\$131,661.00	\$0.00	35.64%
Humane Society of the United States Inc	USA 800 Inc	8	Interim	\$48,714.10	\$17,283.74	\$0.00	35.48%
American Civil Liberties Union Inc	Public Interest Communications Inc	1	Closing	\$290,093.00	\$101,786.00	\$0.00	35.09%
Uniformed Firefighters Association of the City of Mount Vernon NY Inc	Division 1 Calling Center Inc	3	Closing	\$57,197.00	\$20,028.80	\$0.00	35.02%
Bath Police Benevolent Association	Community Advertising Inc	6	Interim	\$36,520.00	\$12,782.00	\$0.00	35.00%
Cattaraugus County Sheriff's Employees' Benevolent Association	Community Advertising Inc	7	Interim	\$66,920.00	\$23,422.00	\$0.00	35.00%
Chemung County Corrections Officers Local #3978	Northeastern Advertising (Morgan, William J)	6	Closing	\$22,625.00	\$7,918.75	\$0.00	35.00%

TABLE 3: CHARITABLE ORGANIZATIONS - NET PERCENTAGE OF REVENUES RETAINED BY CHARITY

CHARITABLE ORGANIZATION	PROFESSIONAL FUND RAISER	GEO. AREA	RE-PORT TYPE	GROSS RECEIPTS	NET TO CHARITY	UNCOLLECTED PLEDGES	% TO CHARITY
Chemung County Emergency Protective Inc	Northeastern Advertising (Morgan, William J)	6	Closing	\$3,370.00	\$1,179.50	\$0.00	35.00%
Chenango County Law Enforcement Association	Event Marketing (Narde, James Edward)	5	Closing	\$44,540.00	\$15,589.00	\$0.00	35.00%
Correction Officers Benevolent Association of Rockland County Inc	National Benefit Company	3	Interim	\$49,421.00	\$17,297.35	\$0.00	35.00%
Eastchester Police Benevolent Association	Division 1 Calling Center Inc	3	Interim	\$26,070.00	\$9,124.50	\$0.00	35.00%
Eastchester Professional Firefighters Local 916	S & M Enterprises Inc	3	Closing	\$27,355.00	\$9,574.25	\$850.00	35.00%
Lake City Police Club	Sound Exchange (The) (Hurd, James H)	5	Closing	\$29,382.00	\$10,283.70	\$0.00	35.00%
Lake Mohegan Professional Fire Fighters Association Inc	S & M Enterprises Inc	3	Interim	\$26,835.00	\$9,392.25	\$1,335.00	35.00%
New York State Association of Chiefs of Police Inc	Civic Partners Inc	4	Interim	\$215,102.00	\$75,285.70	\$0.00	35.00%
Otsego County Deputy Sheriffs Police Benevolent Association	Community Advertising Inc	5	Interim	\$51,840.00	\$18,144.00	\$0.00	35.00%
Owego Police Benevolent Association	Community Advertising Inc	5	Interim	\$36,455.00	\$12,759.25	\$0.00	35.00%
Police Association of the City of Yonkers Inc	Division 1 Calling Center Inc	3	Closing	\$124,452.00	\$43,558.20	\$100.00	35.00%
Rockland County Sheriffs Deputies Association Inc	National Benefit Company	3	Closing	\$94,186.00	\$32,965.10	\$0.00	35.00%
Spring Valley Policemens Benevolent Association	National Benefit Company	3	Interim	\$34,552.00	\$12,093.20	\$0.00	35.00%
Suffolk County Detective Investigators Police Benevolent Association	D & D Telemarketing Inc	2	Interim	\$95,760.00	\$33,516.00	\$0.00	35.00%
Suffolk County Police Conference Inc	Tan Productions Inc	2	Closing	\$48,600.00	\$17,010.00	\$0.00	35.00%
Vietnam Veterans of America Chapter 803	Northeastern Advertising (Morgan, William J)	6	Closing	\$14,450.00	\$5,057.50	\$0.00	35.00%
NARAL Pro-Choice America	Telefund Inc	8	Closing	\$332,003.75	\$115,597.12	\$187,672.25	34.82%
National Rifle Association of America	InfoCision Management Corporation	8	Interim	\$25,534,202.00	\$8,743,566.00	\$0.00	34.24%

TABLE 3: CHARITABLE ORGANIZATIONS - NET PERCENTAGE OF REVENUES RETAINED BY CHARITY

CHARITABLE ORGANIZATION	PROFESSIONAL FUND RAISER	GEO. AREA	RE-PORT TYPE	GROSS RECEIPTS	NET TO CHARITY	UNCOL-LECTED PLEDGES	% TO CHAR-ITY
Yonkers Police Captains, Lieutenants & Sergeants Benevolent Association	Townsell Telecom Inc	3	Closing	\$120,172.00	\$41,051.60	\$0.00	34.16%
Southern Poverty Law Center Inc	Harris Direct	8	Interim	\$263,433.36	\$89,921.29	\$24,509.00	34.13%
Lincoln Center for the Performing Arts Inc	DCM Inc	1	Closing	\$37,720.00	\$12,826.86	\$0.00	34.01%
Ten Lives Club Inc	Directele Inc	7	Interim	\$111,400.00	\$37,876.00	\$0.00	34.00%
Organic Consumers Association	Hudson Bay Company of Illinois Inc	8	Interim	\$328,153.31	\$110,539.36	\$77,504.50	33.69%
Syracuse Police Benevolent Association	Municipal Marketing	5	Closing	\$104,645.00	\$34,533.00	\$0.00	33.00%
United States Equestrian Team Foundation Inc	Harris Connect LLC	8	Closing	\$157,165.15	\$51,463.75	\$0.00	32.75%
Children's Wish Foundation International Inc	Heritage Company Inc (The)	8	Closing	\$6,526,088.71	\$2,131,276.45	\$2,593,740.92	32.66%
New York Vietnam Veterans Foundation Inc	Associated Community Services Inc	3	Interim	\$216,855.00	\$70,291.60	\$0.00	32.41%
Greenburgh Uniformed Firefighters Association Inc	S & M Enterprises Inc	3	Interim	\$44,005.00	\$14,081.60	\$1,650.00	32.00%
Greenburgh Uniformed Firefighters Association Inc	S & M Enterprises Inc	3	Closing	\$40,390.00	\$12,924.80	\$2,140.00	32.00%
National Federation of the Blind of New York State Inc	Capital District Callers Inc	1	Interim	\$108,488.00	\$34,716.16	\$0.00	32.00%
Uniformed Fire Fighters Association of the City of New Rochelle Inc	S & M Enterprises Inc	3	Closing	\$52,920.00	\$16,934.40	\$1,825.00	32.00%
Foundation for National Progress	Telefund Inc	8	Closing	\$137,468.44	\$43,948.29	\$74,126.56	31.97%
North Shore Animal League America Inc	Outreach Associates Inc	2	Closing	\$491,512.00	\$154,969.00	\$0.00	31.53%
Depew Police Benevolent Association Inc	Spotlight Music Productions Inc	7	Closing	\$38,343.00	\$12,048.00	\$0.00	31.42%
NYST Benefit Fund Inc	Trooper Publishing Inc	4	Closing	\$386,840.55	\$121,219.90	\$0.00	31.34%
Rutherford Institute	MDS Communications Corporation	8	Closing	\$48,902.00	\$15,274.00	\$15,363.00	31.23%

TABLE 3: CHARITABLE ORGANIZATIONS - NET PERCENTAGE OF REVENUES RETAINED BY CHARITY

CHARITABLE ORGANIZATION	PROFESSIONAL FUND RAISER	GEO. AREA	RE-PORT TYPE	GROSS RECEIPTS	NET TO CHARITY	UNCOL-LECTED PLEDGES	% TO CHAR-ITY
Multiple Sclerosis Association of America Inc	Strategic Direct Marketing	8	Interim	\$947,708.00	\$295,748.00	\$299,503.00	31.21%
U S English Inc	InfoCision Management Corporation	8	Closing	\$299,364.88	\$93,102.36	\$0.00	31.10%
Buffalo Police Benevolent Association Inc	Campaign Headquarters Inc	7	Closing	\$127,750.45	\$39,602.64	\$0.00	31.00%
Police Benevolent Association of Pleasantville New York Inc	S & M Enterprises Inc	3	Interim	\$32,180.00	\$9,975.80	\$615.00	31.00%
SUNY New Paltz Foundation Inc	Lester Inc	3	Closing	\$99,498.75	\$30,804.75	\$0.00	30.96%
National Right to Life Committee Inc	Strategic Direct Marketing	8	Interim	\$1,635,481.00	\$505,975.00	\$448,724.00	30.94%
Greece Police Gold Badge Club	Stage Door Music Productions Inc	6	Closing	\$39,758.00	\$12,213.75	\$0.00	30.72%
Civil War Preservation Trust	Public Interest Communications Inc	8	Closing	\$81,487.00	\$25,010.00	\$65,934.00	30.69%
World Wildlife Fund Inc	Harris Direct	8	Interim	\$782,991.00	\$239,304.00	\$298,055.00	30.56%
United States Olympic Committee	Strategic Direct Marketing	8	Closing	\$146,709.00	\$44,481.00	\$87,588.00	30.32%
Government Accountability Project Inc	Hudson Bay Company of Illinois Inc	8	Closing	\$31,145.00	\$9,424.75	\$14,666.00	30.26%
National Museum of Women in the Arts Inc	SD&A Teleservices Inc	8	Closing	\$70,381.00	\$21,131.00	\$38,434.00	30.02%
Niagara Falls Police Club Inc	Spotlight Music Productions Inc	7	Interim	\$12,457.00	\$3,738.00	\$0.00	30.01%
Orleans County Deputy Sheriffs Association Inc	Spotlight Music Productions Inc	7	Interim	\$20,510.00	\$6,155.00	\$0.00	30.01%
Ossining Police Athletic League	Spotlight Music Productions Inc	3	Interim	\$48,015.00	\$14,407.00	\$0.00	30.01%
Broome County Humane Society and Relief Association	Event Marketing (Narde, James Edward)	5	Closing	\$27,475.00	\$8,242.50	\$0.00	30.00%
Cheektowaga Police Captains and Lieutenants Association Inc	Civic Partners Inc	7	Closing	\$28,160.00	\$8,448.00	\$0.00	30.00%
Erie County Association of Chiefs of Police Inc	Campaign Headquarters Inc	7	Closing	\$45,825.00	\$13,747.50	\$0.00	30.00%

TABLE 3: CHARITABLE ORGANIZATIONS - NET PERCENTAGE OF REVENUES RETAINED BY CHARITY

CHARITABLE ORGANIZATION	PROFESSIONAL FUND RAISER	GEO. AREA	RE-PORT TYPE	GROSS RECEIPTS	NET TO CHARITY	UNCOLLECTED PLEDGES	% TO CHARITY
Lynbrook Police Benevolent Association Inc	Island Marketing Consultants Inc	2	Closing	\$16,860.00	\$5,058.00	\$0.00	30.00%
Orange County Deputy Sheriffs' Police Benevolent Association Inc	National Benefit Company	3	Closing	\$63,099.00	\$18,929.70	\$0.00	30.00%
Orleans County Deputy Sheriffs Association Inc	Spotlight Music Productions Inc	7	Closing	\$22,127.00	\$6,639.00	\$0.00	30.00%
Oswego County Lodge-NYS Lodge #1 of the Fraternal Order of Police	Spotlight Music Productions Inc	5	Closing	\$14,635.00	\$4,391.00	\$0.00	30.00%
Peekskill Police Association Inc	Starlet Music Productions (Corbett, Herbert J)	3	Closing	\$66,850.00	\$20,055.00	\$0.00	30.00%
Police Conference of New York Inc	Townsell Telecom Inc	4	Closing	\$255,211.00	\$76,563.30	\$0.00	30.00%
Police Fresh Air Fund of Westchester County Inc	Division 1 Calling Center Inc	3	Interim	\$10,411.00	\$3,123.30	\$0.00	30.00%
Schenectady County Sheriffs Benevolent Association	Civic Partners Inc	4	Interim	\$25,245.00	\$7,573.60	\$0.00	30.00%
Suffolk County Deputy Sheriff's Benevolent Association	Tan Productions Inc	2	Closing	\$31,910.00	\$9,573.00	\$0.00	30.00%
Town of Newburgh Policemen's Benevolent Association	National Benefit Company	3	Closing	\$56,932.00	\$17,079.60	\$0.00	30.00%
Town Police Fraternity Inc	Starlet Music Productions (Corbett, Herbert J)	3	Closing	\$51,660.00	\$15,498.00	\$0.00	30.00%
Uniformed Court Officers Association of Suffolk County Inc	Tan Productions Inc	2	Closing	\$63,468.00	\$19,040.40	\$0.00	30.00%
Village of Hempstead Police Activity League Inc	Island Marketing Consultants Inc	2	Closing	\$61,379.00	\$18,413.70	\$0.00	30.00%
Sullivan County Patrolmens Benevolent Association	Mako Enterprises (Grimm, Robert)	3	Closing	\$25,092.00	\$7,520.00	\$0.00	29.97%
Foundation for AIDS Research	Public Interest Communications Inc	1	Closing	\$96,886.00	\$28,916.00	\$0.00	29.85%
Police Captains & Lieutenants Association of Erie County Inc	Civic Partners Inc	7	Closing	\$63,789.00	\$19,000.00	\$0.00	29.79%
Empire State College Foundation Inc	Lester Inc	4	Closing	\$61,429.00	\$17,927.00	\$42,772.00	29.18%
American Lung Association Inc	Strategic Direct Marketing	8	Closing	\$208,892.00	\$60,743.00	\$156,742.00	29.08%

TABLE 3: CHARITABLE ORGANIZATIONS - NET PERCENTAGE OF REVENUES RETAINED BY CHARITY

CHARITABLE ORGANIZATION	PROFESSIONAL FUND RAISER	GEO. AREA	RE-PORT TYPE	GROSS RECEIPTS	NET TO CHARITY	UNCOLLECTED PLEDGES	% TO CHARITY
Amnesty International of the USA Inc	Echo Marketing Solutions Inc	1	Closing	\$45,273.00	\$12,994.58	\$0.00	28.70%
Smile Train Inc	InfoCision Management Corporation	1	Closing	\$7,885.00	\$2,252.50	\$0.00	28.57%
Common Cause	Public Interest Communications Inc	8	Closing	\$141,961.00	\$40,488.00	\$22,976.00	28.52%
Jane Goodall Institute for Wildlife Research, Education and Conservation	Public Interest Communications Inc	8	Closing	\$51,421.00	\$14,663.00	\$15,705.00	28.52%
American Life League Inc	InfoCision Management Corporation	8	Closing	\$86,571.89	\$24,523.84	\$0.00	28.33%
Badge and Shield Club Inc	Campaign Headquarters Inc	7	Interim	\$99,180.99	\$27,770.68	\$0.00	28.00%
Haverstraw Police Athletic League Inc	Stage Door Music Productions Inc	3	Closing	\$37,909.00	\$10,614.52	\$0.00	28.00%
Promenade Nationale Corporation	Heritage Company Inc (The)	8	Interim	\$95,554.00	\$26,409.72	\$73,142.00	27.64%
Planned Parenthood Action Fund Inc	Donor Services Group LLC	1	Closing	\$25,748.00	\$7,094.00	\$7,706.00	27.55%
Women's Campaign Forum	Gordon and Schwenkmeyer Inc	8	Interim	\$6,940.00	\$1,887.37	\$3,578.00	27.20%
Empire State Association of the Deaf Inc	Heritage Company Inc (The)	6	Interim	\$23,978.00	\$6,500.00	\$13,854.00	27.11%
Veterans of Foreign Wars of the United States	MDS Communications Corporation	8	Closing	\$1,211,947.00	\$326,945.00	\$857,667.00	26.98%
Government Accountability Project Inc	Hudson Bay Company of Illinois Inc	8	Interim	\$76,090.50	\$20,511.63	\$17,277.00	26.96%
People for the American Way	Share Group Inc	8	Closing	\$188,059.00	\$50,549.00	\$0.00	26.88%
New York State Association of PBA's Inc	Mac Communications (MacDonald, John T)	2	Interim	\$84,070.86	\$22,488.92	\$0.00	26.75%
Lambda Legal Defense & Education Fund Inc	Share Group Inc	1	Closing	\$67,677.00	\$17,780.00	\$0.00	26.27%
Cyprus Temple of the A A O N M S of Albany New York	Civic Partners Inc	4	Closing	\$29,180.00	\$7,347.50	\$0.00	25.18%
Amnesty International of the USA Inc	SD&A Teleservices Inc	1	Closing	\$21,654.00	\$5,417.00	\$10,222.00	25.02%

TABLE 3: CHARITABLE ORGANIZATIONS - NET PERCENTAGE OF REVENUES RETAINED BY CHARITY

CHARITABLE ORGANIZATION	PROFESSIONAL FUND RAISER	GEO. AREA	RE-PORT TYPE	GROSS RECEIPTS	NET TO CHARITY	UNCOLLECTED PLEDGES	% TO CHARITY
Suffolk County Council Veterans of Foreign Wars of the United States Inc	Campaign Center Inc (The)	2	Interim	\$71,484.00	\$17,882.15	\$0.00	25.02%
Oriental Temple AAONMS	Civic Partners Inc	4	Closing	\$127,205.00	\$31,808.00	\$0.00	25.01%
South Lockport Fire Company Inc	Spotlight Music Productions Inc	7	Interim	\$44,040.00	\$11,013.00	\$0.00	25.01%
Glens Falls Police Benevolent Association	Civic Partners Inc	4	Closing	\$30,000.00	\$7,500.00	\$0.00	25.00%
Greece Police Gold Badge Club	Stage Door Music Productions Inc	6	Interim	\$61,145.00	\$15,286.25	\$0.00	25.00%
Kiwanis Club of Rochester New York Inc	Marketing Squad Inc	6	Interim	\$40,597.00	\$10,149.00	\$0.00	25.00%
Nassau County Detectives Law Enforcement Night Committee	Island Marketing Consultants Inc	2	Closing	\$117,118.00	\$29,279.50	\$0.00	25.00%
North Syracuse Police Benevolent Association	Municipal Marketing	5	Closing	\$21,560.00	\$5,390.00	\$0.00	25.00%
Police Benevolent Association of Hempstead New York Inc	Island Marketing Consultants Inc	2	Closing	\$99,844.00	\$24,961.00	\$0.00	25.00%
Suffolk County Police Athletic League Inc	Campaign Center Inc (The)	2	Interim	\$137,854.44	\$34,463.60	\$0.00	25.00%
Planned Parenthood Federation of America Inc	Harris Direct	1	Closing	\$483,026.00	\$120,304.80	\$204,494.00	24.91%
Religious Coalition for Reproductive Choice Inc	Outreach Associates Inc	8	Closing	\$34,162.00	\$8,219.00	\$0.00	24.06%
American Council of the Blind Inc	Integral Resources Inc	8	Interim	\$250,885.90	\$59,270.85	\$182,992.44	23.62%
Long Island State Park Police Benevolent Association Inc	Campaign Center Inc (The)	2	Interim	\$133,861.00	\$31,602.45	\$0.00	23.61%
American Civil Liberties Union Inc	Share Group Inc	1	Closing	\$1,256,425.01	\$293,584.00	\$0.00	23.37%
United States Police Canine Association/Region #7	Stage Door Music Productions Inc	2	Closing	\$204,380.49	\$47,008.11	\$0.00	23.00%
Greenpeace Inc	Public Interest Communications Inc	8	Closing	\$234,323.00	\$53,739.00	\$77,192.00	22.93%
Jefferson County Deputy Sheriff's Association Inc	Stage Door Music Productions Inc with Sound Exchange (The) (Hurd, James H)	5	Closing	\$43,724.00	\$10,000.00	\$0.00	22.87%

TABLE 3: CHARITABLE ORGANIZATIONS - NET PERCENTAGE OF REVENUES RETAINED BY CHARITY

CHARITABLE ORGANIZATION	PROFESSIONAL FUND RAISER	GEO. AREA	RE-PORT TYPE	GROSS RECEIPTS	NET TO CHARITY	UNCOLLECTED PLEDGES	% TO CHARITY
Huntington Long Island Detachment Marine Corps League	Campaign Center Inc (The)	2	Interim	\$20,257.00	\$4,628.75	\$0.00	22.85%
Green America	SD&A Teleservices Inc	8	Closing	\$62,512.00	\$13,904.20	\$47,057.00	22.24%
Village of Fishkill Police Benevolent Association	Stage Door Music Productions Inc	3	Interim	\$45,343.00	\$10,000.00	\$0.00	22.05%
Vermont ETV Inc	Share Group Inc	8	Closing	\$153,959.00	\$33,880.00	\$0.00	22.01%
AFSCME-Albany County Sheriff's Union Local #775	Stage Door Music Productions Inc	4	Closing	\$42,899.00	\$9,437.78	\$0.00	22.00%
Orange County K-9 Association Inc	Stage Door Music Productions Inc	3	Closing	\$92,734.00	\$20,401.48	\$0.00	22.00%
Natural Resources Defense Council Inc	Donor Services Group LLC	1	Closing	\$662,883.00	\$144,157.61	\$308,042.00	21.75%
Walk Thru the Bible Ministries	MDS Communications Corporation	8	Closing	\$57,719.00	\$12,510.00	\$27,291.00	21.67%
People for the Ethical Treatment of Animals Inc	Donor Services Group LLC	8	Closing	\$341,272.00	\$73,319.59	\$547,325.00	21.48%
Multiple Sclerosis Association of America Inc	Strategic Direct Marketing	8	Closing	\$163,060.00	\$35,005.00	\$87,641.00	21.47%
MedicAlert Foundation United States Inc	IDC Ltd	8	Closing	\$194,792.15	\$41,779.21	\$0.00	21.45%
New York and Presbyterian Hospital	Telecomp Inc	1	Closing	\$479,603.00	\$100,073.00	\$236,399.00	20.87%
Waterkeeper Alliance Inc	Public Interest Communications Inc	3	Closing	\$32,055.00	\$6,544.00	\$0.00	20.41%
Easter Seals Inc	InfoCision Management Corporation	8	Closing	\$884,913.42	\$178,875.66	\$0.00	20.21%
New York Law Enforcement Association Inc	Stage Door Music Productions Inc	6	Closing	\$80,518.00	\$16,213.96	\$0.00	20.14%
Citizens United	InfoCision Management Corporation	8	Interim	\$4,979,040.48	\$1,000,000.00	\$0.00	20.08%
Dutchess County Correction Officers Benevolent Association	Stage Door Music Productions Inc	3	Closing	\$89,918.00	\$18,000.00	\$0.00	20.02%
American Foundation for Disabled Children Inc	Campaign Center Inc (The)	1	Interim	\$3,265.00	\$653.00	\$0.00	20.00%

TABLE 3: CHARITABLE ORGANIZATIONS - NET PERCENTAGE OF REVENUES RETAINED BY CHARITY

CHARITABLE ORGANIZATION	PROFESSIONAL FUND RAISER	GEO. AREA	RE-PORT TYPE	GROSS RECEIPTS	NET TO CHARITY	UNCOL-LECTED PLEDGES	% TO CHAR-ITY
American Association of State Troopers Inc	Safety Publications Inc	8	Closing	\$565,757.98	\$113,151.60	\$261,119.07	20.00%
Bi-County Helpline for Abuse Against Women and Children Inc	Mure Associates Inc	2	Interim	\$100,509.50	\$20,101.90	\$0.00	20.00%
Breast Cancer Funds for Research Inc	Mure Associates Inc	2	Interim	\$71,252.50	\$14,250.50	\$0.00	20.00%
Buffalo Police Benevolent Association Inc	Campaign Headquarters Inc	7	Closing	\$61,896.94	\$12,379.39	\$0.00	20.00%
Cancer Fund of America Inc	Associated Community Services Inc	8	Interim	\$2,727,952.59	\$545,590.52	\$0.00	20.00%
Children's Cancer Fund of America	Associated Community Services Inc	8	Interim	\$4,312,581.93	\$862,516.39	\$0.00	20.00%
Coalition Against Breast Cancer Inc	Crown Management Systems LLC	2	Interim	\$43,130.00	\$8,626.00	\$0.00	20.00%
Deputy Sheriffs' Association of Niagara County Inc	Campaign Headquarters Inc	7	Closing	\$188,185.00	\$37,637.00	\$0.00	20.00%
Dutchess County Correction Officers Benevolent Association	Stage Door Music Productions Inc	3	Interim	\$51,928.00	\$10,385.60	\$0.00	20.00%
Firefighters Charitable Foundation Inc	Menacola Marketing Inc	2	Interim	\$161,146.00	\$32,229.20	\$85,346.00	20.00%
Long Island Responds	Mure Associates Inc	2	Interim	\$185,509.50	\$37,101.90	\$0.00	20.00%
Manor Park Seniors Ltd	Campaign Center Inc (The)	2	Interim	\$17,860.00	\$3,572.00	\$0.00	20.00%
Nassau County Council Veterans of Foreign Wars of the United States Inc	Campaign Center Inc (The)	2	Interim	\$141,497.00	\$28,299.40	\$0.00	20.00%
New York State Association of Chiefs of Police Inc	Xentel Inc	4	Interim	\$299,357.00	\$59,871.40	\$461,435.00	20.00%
Parents of Retarded Children Camp Fund Inc	Marketing Squad Inc	7	Interim	\$149,184.00	\$29,836.80	\$0.00	20.00%
Police Athletic League of Niagara Falls NY Inc	Campaign Headquarters Inc	7	Closing	\$29,203.50	\$5,840.70	\$0.00	20.00%
Shiloh International Ministries	Gelmar Ltd	8	Closing	\$25,996.00	\$5,200.00	\$0.00	20.00%
Suffolk County United Veterans Halfway House Project Inc	Mure Associates Inc	2	Closing	\$43,324.00	\$8,664.80	\$0.00	20.00%

TABLE 3: CHARITABLE ORGANIZATIONS - NET PERCENTAGE OF REVENUES RETAINED BY CHARITY

CHARITABLE ORGANIZATION	PROFESSIONAL FUND RAISER	GEO. AREA	RE-PORT TYPE	GROSS RECEIPTS	NET TO CHARITY	UNCOL-LECTED PLEDGES	% TO CHAR-ITY
Ulster County Volunteer Firemen's Association	Stage Door Music Productions Inc	3	Interim	\$43,915.00	\$8,783.00	\$0.00	20.00%
Watertown Police Benevolent Association	Stage Door Music Productions Inc with Sound Exchange (The) (Hurd, James H)	5	Closing	\$62,391.00	\$12,478.20	\$0.00	20.00%
Wishing Well Foundation USA Inc	J.E.K. Marketing Inc	8	Interim	\$180,900.00	\$36,180.00	\$0.00	20.00%
Volunteer Firemens Convention Committee of Oneida County Inc	Stage Door Music Productions Inc	5	Interim	\$11,678.00	\$2,325.60	\$0.00	19.91%
Town of Wallkill Volunteer Ambulance Corps Inc	Stage Door Music Productions Inc	3	Closing	\$30,992.50	\$6,000.00	\$0.00	19.36%
East End Detachment Marine Corps League Inc	Campaign Center Inc (The)	2	Interim	\$44,157.00	\$8,507.25	\$0.00	19.27%
Children's Leukemia Research Association Inc	Courtesy Health Watch Inc	2	Interim	\$1,233,300.00	\$232,828.72	\$559,117.00	18.88%
Humane Society of the United States Inc	Donor Services Group LLC	8	Interim	\$161,459.00	\$30,408.00	\$191,498.00	18.83%
United States Fund for UNICEF	Share Group Inc	1	Closing	\$1,041,505.00	\$189,788.00	\$0.00	18.22%
American Institute for Cancer Research Inc	InfoCision Management Corporation	8	Closing	\$1,252,821.97	\$227,545.97	\$0.00	18.16%
Suffolk County Detachment Marine Corps League	Campaign Center Inc (The)	2	Interim	\$131,779.50	\$23,882.40	\$0.00	18.12%
Alliance Defense Fund Inc	Strategic Direct Marketing	8	Interim	\$181,391.00	\$32,553.00	\$67,486.00	17.95%
Coalition Against Breast Cancer Inc	Campaign Center Inc (The)	2	Interim	\$660,725.58	\$117,671.29	\$0.00	17.81%
Department of New York Veterans of Foreign Wars of the United States Inc	Xentel Inc	4	Closing	\$375,425.66	\$66,366.26	\$75,663.00	17.68%
Children with Hair Loss Inc	Associated Community Services Inc	8	Interim	\$891,007.51	\$155,922.42	\$0.00	17.50%
Children's Cancer Recovery Foundation	Contract Communications Inc	8	Interim	\$952,712.00	\$166,724.00	\$78,210.00	17.50%
Children's Charity Fund Inc	Safety Publications Inc	8	Interim	\$91,766.99	\$16,059.22	\$42,354.00	17.50%
Defeat Diabetes Foundation Inc	Campaign Center Inc (The)	8	Interim	\$148,322.98	\$25,854.68	\$0.00	17.43%

TABLE 3: CHARITABLE ORGANIZATIONS - NET PERCENTAGE OF REVENUES RETAINED BY CHARITY

CHARITABLE ORGANIZATION	PROFESSIONAL FUND RAISER	GEO. AREA	RE-PORT TYPE	GROSS RECEIPTS	NET TO CHARITY	UNCOLLECTED PLEDGES	% TO CHARITY
Physicians Committee for Responsible Medicine Inc	Donor Services Group LLC	8	Closing	\$37,221.00	\$6,429.91	\$17,991.00	17.27%
Wilderness Society	ComNet Marketing Group Inc	8	Closing	\$65,454.70	\$11,216.20	\$0.00	17.14%
New York State Association of PBA's Inc	Midwest Publishing-DN Inc	2	Closing	\$232,348.00	\$39,499.00	\$0.00	17.00%
New York State Deputies Association Inc	Midwest Publishing-DN Inc	5	Closing	\$100,202.00	\$17,034.00	\$0.00	17.00%
Police Conference of New York Inc	Crown Management Systems LLC	4	Interim	\$38,949.27	\$6,426.63	\$0.00	16.50%
Roger Wyburn-Mason & Jack M Blount Foundation for Eradication of Rheumatoid Disease Inc	Bee LC	8	Interim	\$115,765.00	\$19,093.00	\$53,816.00	16.49%
Wellstone Action	Share Group Inc	8	Closing	\$79,925.00	\$13,131.00	\$0.00	16.43%
Department of New York Veterans of Foreign Wars of the United States Inc	Marketing Squad Inc	4	Closing	\$372,491.00	\$60,503.00	\$0.00	16.24%
Jewish National Fund (Keren Kayemeth LeIsrael) Inc	InfoCision Management Corporation	1	Closing	\$58,294.10	\$9,331.10	\$0.00	16.01%
United To End Genocide	Public Interest Communications Inc	8	Closing	\$68,012.00	\$10,886.00	\$3,418.00	16.01%
American Children's Society Inc	Crown Management Systems LLC	8	Interim	\$9,540.67	\$1,526.51	\$0.00	16.00%
Breast Cancer Relief Foundation	Midwest Publishing-DN Inc	8	Closing	\$275,359.00	\$44,057.00	\$0.00	16.00%
Caring For Our Children Foundation	Crown Management Systems LLC	8	Interim	\$37,961.26	\$6,073.80	\$0.00	16.00%
Operation Lookout National Center for Missing Youth	Crown Management Systems LLC	8	Interim	\$56,779.84	\$9,084.77	\$0.00	16.00%
International Fund for Animal Welfare Inc	Share Group Inc	8	Closing	\$45,297.00	\$7,127.00	\$0.00	15.73%
Firefighters Support Foundation Inc	Menacola Marketing Inc	8	Interim	\$175,632.00	\$26,344.80	\$222,526.00	15.00%
Firefighters Support Foundation Inc	Menacola Marketing Inc	8	Closing	\$72,717.00	\$10,908.00	\$89,517.00	15.00%
Medical Support Association Inc	Midwest Publishing-DN Inc	8	Interim	\$73,818.00	\$11,073.00	\$0.00	15.00%

TABLE 3: CHARITABLE ORGANIZATIONS - NET PERCENTAGE OF REVENUES RETAINED BY CHARITY

CHARITABLE ORGANIZATION	PROFESSIONAL FUND RAISER	GEO. AREA	RE-PORT TYPE	GROSS RECEIPTS	NET TO CHARITY	UNCOLLECTED PLEDGES	% TO CHARITY
Medical Support Association Inc	Midwest Publishing-DN Inc	8	Closing	\$17,528.00	\$2,629.00	\$0.00	15.00%
National Narcotic Officers' Associations Coalition	Midwest Publishing-DN Inc	8	Interim	\$359,879.00	\$53,982.00	\$0.00	15.00%
National Police Defense Foundation Inc	Menacola Marketing Inc	8	Interim	\$68,522.00	\$10,280.00	\$65,140.00	15.00%
New York State Union of Police Associations Inc	Xentel Inc	3	Interim	\$22,073.40	\$3,311.01	\$28,703.00	15.00%
NYS Park Police PBA Inc	Midwest Publishing-DN Inc	2	Interim	\$215,798.00	\$32,369.00	\$0.00	15.00%
Operation Lookout National Center for Missing Youth	Contract Communications Inc	8	Interim	\$100,948.00	\$15,142.00	\$8,030.00	15.00%
Operation Lookout National Center for Missing Youth	Midwest Publishing-DN Inc	8	Interim	\$469,495.00	\$70,424.00	\$0.00	15.00%
Police Conference of New York Inc	Xentel Inc	4	Interim	\$407,319.53	\$61,097.93	\$169,885.00	15.00%
Police Officer Defense Fund of New York State Inc	Xentel Inc	3	Interim	\$44,912.00	\$6,736.79	\$11,821.00	15.00%
VietNow National Headquarters Inc	Crown Management Systems LLC	8	Interim	\$39,231.00	\$5,884.65	\$0.00	15.00%
National Parks Conservation Association	Donor Services Group LLC	8	Closing	\$354,329.00	\$52,587.60	\$129,574.00	14.84%
Amnesty International of the USA Inc	Telefund Inc	1	Closing	\$109,453.00	\$15,997.00	\$86,850.00	14.62%
Barnes Foundation	SD&A Teleservices Inc	8	Closing	\$13,235.00	\$1,925.75	\$0.00	14.55%
Brooklyn College Foundation Inc	RuffaloCODY LLC	1	Closing	\$107,150.00	\$15,570.00	\$75,717.00	14.53%
Planned Parenthood Federation of America Inc	Gordon and Schwenkmeyer Inc	1	Interim	\$610,601.18	\$88,316.67	\$507,560.74	14.46%
National Caregiving Foundation	Heritage Company Inc (The)	8	Interim	\$494,464.50	\$70,958.86	\$0.00	14.35%
Faith and Freedom Coalition Inc	InfoCision Management Corporation	8	Closing	\$499,302.79	\$70,000.00	\$0.00	14.02%
Cancer Fund of America Inc	Insight Teleservices Inc	8	Interim	\$1,032,223.97	\$144,511.36	\$2,818,921.15	14.00%

TABLE 3: CHARITABLE ORGANIZATIONS - NET PERCENTAGE OF REVENUES RETAINED BY CHARITY

CHARITABLE ORGANIZATION	PROFESSIONAL FUND RAISER	GEO. AREA	RE-PORT TYPE	GROSS RECEIPTS	NET TO CHARITY	UNCOL-LECTED PLEDGES	% TO CHAR-ITY
National Children Leukemia Foundation Inc	Insight Teleservices Inc	1	Closing	\$1,430,643.87	\$200,290.14	\$2,946,024.55	14.00%
League of Conservation Voters Inc	Your Voice Media Inc	8	Interim	\$22,283.00	\$3,049.50	\$0.00	13.69%
National Wildlife Federation	Share Group Inc	8	Closing	\$424,839.00	\$57,610.00	\$0.00	13.56%
Family Research Council Action	MDS Communications Corporation	8	Closing	\$181,142.00	\$24,505.00	\$141,309.00	13.53%
Christian Advocates Serving Evangelism Inc	InfoCision Management Corporation	8	Closing	\$7,627,828.09	\$1,023,958.19	\$0.00	13.42%
League of Conservation Voters Inc	Telefund Inc	8	Closing	\$23,885.06	\$3,186.66	\$20,843.94	13.34%
Jane Goodall Institute for Wildlife Research, Education and Conservation	Gordon and Schwenkmeyer Inc	8	Interim	\$66,731.00	\$8,695.34	\$29,725.00	13.03%
Firefighters Charitable Foundation Inc	Midwest Publishing-DN Inc	2	Interim	\$837,579.00	\$108,885.00	\$0.00	13.00%
Wishing Well Foundation USA Inc	Contract Communications Inc	8	Interim	\$405,727.00	\$52,745.00	\$32,450.00	13.00%
Woman to Woman Breast Cancer Foundation Inc	Safety Publications Inc	8	Interim	\$56,499.17	\$7,344.89	\$13,038.00	13.00%
National Cancer Coalition Inc	Bee LC	8	Interim	\$324,447.00	\$41,399.00	\$156,734.00	12.76%
Food for the Hungry Inc	Strategic Direct Marketing	8	Closing	\$33,993.00	\$4,230.00	\$36,658.00	12.44%
Dutchess Community College Foundation Inc	Lester Inc	3	Closing	\$22,613.00	\$2,772.00	\$7,830.00	12.26%
Public Citizen Inc	Public Interest Communications Inc	8	Closing	\$38,894.00	\$4,761.00	\$26,009.00	12.24%
Phillips Collection	Donor Services Group LLC	8	Closing	\$7,312.00	\$884.00	\$9,335.00	12.09%
Woman to Woman Breast Cancer Foundation Inc	Midwest Publishing-DN Inc	8	Interim	\$1,086,707.00	\$128,999.00	\$0.00	11.87%
NARAL Pro-Choice America	Your Voice Media Inc	8	Interim	\$103,588.00	\$12,266.00	\$0.00	11.84%
Westchester County Correction Officers Benevolent Association Inc	Spotlight Music Productions Inc	3	Closing	\$12,185.00	\$1,413.00	\$0.00	11.60%

TABLE 3: CHARITABLE ORGANIZATIONS - NET PERCENTAGE OF REVENUES RETAINED BY CHARITY

CHARITABLE ORGANIZATION	PROFESSIONAL FUND RAISER	GEO. AREA	RE-PORT TYPE	GROSS RECEIPTS	NET TO CHARITY	UNCOLLECTED PLEDGES	% TO CHARITY
Sierra Club	ComNet Marketing Group Inc	8	Closing	\$68,658.00	\$7,917.41	\$42,817.00	11.53%
United States Fund for UNICEF	Donor Services Group LLC	1	Closing	\$86,028.00	\$9,792.76	\$141,754.00	11.38%
National Vietnam Veterans Foundation Inc	Midwest Publishing-DN Inc	8	Interim	\$517,009.00	\$56,871.00	\$0.00	11.00%
Cancer Fund of America Inc	Bee LC	8	Interim	\$375,613.00	\$41,007.00	\$34,660.00	10.92%
World Wildlife Fund Inc	Public Interest Communications Inc	8	Closing	\$359,836.00	\$39,020.00	\$47,999.00	10.84%
Project Cure Inc	Bee LC	8	Interim	\$862,786.00	\$91,929.00	\$193,943.00	10.65%
Optimal Medical Foundation Inc	Bee LC	8	Interim	\$233,470.00	\$24,739.00	\$107,496.00	10.60%
League of Conservation Voters Inc	Gordon and Schwenkmeyer Inc	8	Closing	\$117,546.74	\$12,453.55	\$86,622.26	10.59%
Heart Support of America Inc	Bee LC	8	Interim	\$315,187.00	\$33,206.00	\$101,890.00	10.54%
National Veterans Services Fund Inc	Bee LC	8	Interim	\$360,934.00	\$37,400.00	\$82,025.00	10.36%
Breast Cancer Relief Foundation	Bee LC	8	Interim	\$232,758.00	\$23,685.00	\$91,975.22	10.18%
American Federation of Police and Concerned Citizens Inc	Midwest Publishing-DN Inc	8	Interim	\$1,123,959.00	\$112,396.00	\$0.00	10.00%
Association for Firefighters and Paramedics Inc	Safety Publications Inc	8	Closing	\$137,383.39	\$13,738.34	\$31,704.00	10.00%
Cancer Survivors' Fund	Midwest Publishing-DN Inc	8	Interim	\$898,436.00	\$89,844.00	\$0.00	10.00%
Caring For Our Children Foundation	Midwest Publishing-DN Inc	8	Interim	\$464,338.00	\$46,434.00	\$0.00	10.00%
Operation Lookout National Center for Missing Youth	Insight Teleservices Inc	8	Closing	\$404,271.25	\$40,427.13	\$829,383.34	10.00%
VietNow National Headquarters Inc	Menacola Marketing Inc	8	Interim	\$158,561.00	\$15,856.10	\$214,361.00	10.00%
Woman to Woman Breast Cancer Foundation Inc	Menacola Marketing Inc	8	Interim	\$96,444.50	\$9,644.45	\$132,361.00	10.00%

TABLE 3: CHARITABLE ORGANIZATIONS - NET PERCENTAGE OF REVENUES RETAINED BY CHARITY

CHARITABLE ORGANIZATION	PROFESSIONAL FUND RAISER	GEO. AREA	RE-PORT TYPE	GROSS RECEIPTS	NET TO CHARITY	UNCOLLECTED PLEDGES	% TO CHARITY
Cooperative for Assistance and Relief Everywhere Inc	InfoCision Management Corporation	8	Closing	\$120,657.44	\$11,743.99	\$0.00	9.73%
World Wildlife Fund Inc	Donor Services Group LLC	8	Closing	\$168,741.00	\$16,336.49	\$153,793.00	9.68%
Wilderness Society	Your Voice Media Inc	8	Closing	\$68,348.00	\$6,443.50	\$0.00	9.43%
United To End Genocide	Donor Services Group LLC	8	Closing	\$21,630.00	\$1,715.49	\$12,096.00	7.93%
Brady Campaign to Prevent Gun Violence	Gordon and Schwenkmeyer Inc	8	Closing	\$55,519.51	\$4,228.53	\$34,109.49	7.62%
Christian Advocates Serving Evangelism Inc	MDS Communications Corporation	8	Closing	\$770,511.00	\$54,933.00	\$617,558.00	7.13%
International Fellowship of Christians and Jews Inc	InfoCision Management Corporation	8	Closing	\$1,085,266.94	\$74,342.39	\$0.00	6.85%
National Rifle Association of America	Strategic Direct Marketing	8	Interim	\$4,205,953.00	\$264,826.00	\$3,724,585.00	6.30%
Wilderness Society	Gordon and Schwenkmeyer Inc	8	Interim	\$122,441.00	\$6,758.54	\$73,349.00	5.52%
National Veterans Foundation Inc	InfoCision Management Corporation	8	Closing	\$207,854.46	\$8,877.66	\$0.00	4.27%
Defenders of Wildlife Inc	Gordon and Schwenkmeyer Inc	8	Interim	\$66,028.08	\$2,634.83	\$83,168.00	3.99%
New York AMVETS Inc	Xentel Inc	2	Interim	\$640,976.18	\$24,000.00	\$129,230.00	3.74%
New York AMVETS Inc	Xentel Inc	2	Closing	\$171,201.06	\$6,000.00	\$12,664.00	3.50%
NARAL Pro-Choice America	Gordon and Schwenkmeyer Inc	8	Interim	\$172,735.00	\$5,783.75	\$26,232.00	3.35%
National Rifle Association of America	Strategic Direct Marketing	8	Closing	\$2,334,087.00	\$70,852.00	\$2,475,172.00	3.04%
International Rescue Committee Inc	Telefund Inc	1	Closing	\$112,209.92	\$3,242.26	\$82,840.08	2.89%
Declaration Alliance	Donor Care Center Inc	8	Closing	\$126,165.50	\$3,555.51	\$169,958.00	2.82%
International Rescue Committee Inc	Share Group Inc	1	Closing	\$106,129.00	\$2,844.00	\$0.00	2.68%

TABLE 3: CHARITABLE ORGANIZATIONS - NET PERCENTAGE OF REVENUES RETAINED BY CHARITY

CHARITABLE ORGANIZATION	PROFESSIONAL FUND RAISER	GEO. AREA	RE-PORT TYPE	GROSS RECEIPTS	NET TO CHARITY	UNCOLLECTED PLEDGES	% TO CHARITY
American Association of Museums	DCM Inc	8	Closing	\$20,083.00	\$486.00	\$0.00	2.42%
Pacifica Foundation	ComNet Marketing Group Inc	8	Closing	\$37,000.00	\$729.84	\$0.00	1.97%
World Society for the Protection of Animals	Donor Care Center Inc	8	Closing	\$19,842.00	\$178.25	\$0.00	0.90%
Save the Children Federation Inc	Donor Care Center Inc	8	Closing	\$229,185.70	\$1,999.82	\$0.00	0.87%
Physicians for Social Responsibility Inc	Outreach Associates Inc	8	Closing	\$14,120.00	\$73.00	\$0.00	0.52%
Concerned Women for America	MDS Communications Corporation	8	Closing	\$417,860.00	\$2,120.00	\$293,912.00	0.51%
Natural Resources Defense Council Inc	Share Group Inc	1	Closing	\$242,841.00	\$468.00	\$0.00	0.19%
American Lung Association Inc	Strategic Direct Marketing	8	Interim	\$371,580.00	\$465.00	\$263,274.00	0.13%
Concerned Women for America Legislative Action Committee	InfoCision Management Corporation	8	Closing	\$468,432.71	\$0.00	\$0.00	0.00%
Defenders of Wildlife Inc	Harris Direct	8	Closing	\$6,759.70	\$0.00	\$3,912.30	0.00%
Easter Seals Inc	Tele-Response Center Inc	8	Closing	\$103,313.61	\$0.00	\$0.00	0.00%
Faith and Freedom Coalition Inc	InfoCision Management Corporation	8	Closing	\$1,918,820.08	\$0.00	\$0.00	0.00%
Media Research Center Inc	InfoCision Management Corporation	8	Closing	\$11,137.75	\$0.00	\$0.00	0.00%
National Committee to Preserve Social Security and Medicare	Heritage Company Inc (The)	8	Closing	\$1,181.00	\$0.00	\$3,173.00	0.00%
National Right to Life Committee Inc	RMG USA Inc	8	Interim	\$109,801.00	\$0.00	\$0.00	0.00%
National Right to Life Committee Inc	Strategic Direct Marketing	8	Closing	\$51,395.00	\$0.00	\$58,143.00	0.00%
US Citizens Association	InfoCision Management Corporation	8	Interim	\$135,991.00	\$0.00	\$0.00	0.00%
Planetary Society	Harris Direct	8	Interim	\$66,190.00	-\$773.90	\$27,362.00	-1.17%

TABLE 3: CHARITABLE ORGANIZATIONS - NET PERCENTAGE OF REVENUES RETAINED BY CHARITY

CHARITABLE ORGANIZATION	PROFESSIONAL FUND RAISER	GEO. AREA	RE-PORT TYPE	GROSS RECEIPTS	NET TO CHARITY	UNCOL-LECTED PLEDGES	% TO CHAR-ITY
Mothers Against Drunk Driving	Public Interest Communications Inc	8	Closing	\$200,781.00	-\$2,389.00	\$120,893.00	-1.19%
Food for the Poor Inc	Strategic Direct Marketing	8	Closing	\$164,122.00	-\$1,978.00	\$162,911.00	-1.21%
Family Research Council Inc	MDS Communications Corporation	8	Closing	\$476,600.00	-\$10,933.00	\$330,935.00	-2.29%
Fund for Animals Inc	Share Group Inc	1	Closing	\$28,387.00	-\$678.00	\$0.00	-2.39%
Doris Day Animal League	Share Group Inc	8	Closing	\$54,446.00	-\$1,418.00	\$0.00	-2.60%
Bread for the World Inc	Share Group Inc	8	Closing	\$131,124.00	-\$5,697.00	\$0.00	-4.34%
Human Rights Campaign Inc	Telefund Inc	8	Closing	\$493,533.50	-\$27,828.45	\$521,424.50	-5.64%
NARAL Pro-Choice America	Harris Direct	8	Closing	\$51,728.00	-\$3,165.00	\$28,366.00	-6.12%
Mothers Against Drunk Driving	DialAmerica Marketing Inc	8	Closing	\$916,485.91	-\$60,614.25	\$872,318.09	-6.61%
Humane Society Legislative Fund	Share Group Inc	8	Closing	\$26,658.00	-\$2,082.00	\$0.00	-7.81%
National Constitution Center	DCM Inc	8	Closing	\$70,297.00	-\$5,945.62	\$0.00	-8.46%
Childrens Network International Inc	MDS Communications Corporation	8	Closing	\$14,698.00	-\$1,399.00	\$12,297.00	-9.52%
American Lebanese Syrian Associated Charities Inc	Echo Marketing Solutions Inc	8	Interim	\$492,416.55	-\$49,080.25	\$0.00	-9.97%
Defenders of Wildlife Inc	Public Interest Communications Inc	8	Closing	\$804,808.00	-\$81,420.00	\$193,046.00	-10.12%
Defenders of Wildlife Inc	Donor Services Group LLC	8	Closing	\$36,982.44	-\$3,883.90	\$28,706.56	-10.50%
Ducks Unlimited Inc	Donor Care Center Inc	8	Closing	\$47,136.66	-\$5,123.80	\$31,109.20	-10.87%
Arthritis Foundation Inc	Public Interest Communications Inc	8	Closing	\$25,303.00	-\$2,830.00	\$15,307.00	-11.18%
Amnesty International of the USA Inc	Gordon and Schwenkmeyer Inc	1	Interim	\$163,048.00	-\$21,609.52	\$169,404.00	-13.25%

TABLE 3: CHARITABLE ORGANIZATIONS - NET PERCENTAGE OF REVENUES RETAINED BY CHARITY

CHARITABLE ORGANIZATION	PROFESSIONAL FUND RAISER	GEO. AREA	RE-PORT TYPE	GROSS RECEIPTS	NET TO CHARITY	UNCOL-LECTED PLEDGES	% TO CHAR-ITY
Union of Concerned Scientists Inc	Share Group Inc	8	Closing	\$134,696.00	-\$20,916.00	\$0.00	-15.53%
Brooklyn Institute of Arts and Sciences	DCM Inc	1	Closing	\$50,020.00	-\$8,524.96	\$0.00	-17.04%
Cooperative for Assistance and Relief Everywhere Inc	Strategic Direct Marketing	8	Closing	\$129,543.00	-\$23,733.00	\$120,711.00	-18.32%
Foundation for National Progress	Gordon and Schwenkmeyer Inc	8	Interim	\$9,260.00	-\$1,722.96	\$11,690.00	-18.61%
Morristown Memorial Health Foundation Inc	Share Group Inc	8	Closing	\$158,727.00	-\$34,077.00	\$0.00	-21.47%
Yosemite Foundation	Telefund Inc	8	Closing	\$27,173.75	-\$6,525.20	\$34,141.25	-24.01%
Planned Parenthood Action Fund Inc	Aria Communications Corporation	1	Interim	\$3,978.43	-\$1,032.51	\$1,983.43	-25.95%
Defenders of Wildlife Inc	Share Group Inc	8	Closing	\$156,998.00	-\$41,102.00	\$0.00	-26.18%
Foundation for National Progress	Gordon and Schwenkmeyer Inc	8	Closing	\$3,119.00	-\$818.44	\$11,690.00	-26.24%
Foundation of Hudson Valley Hospital Center Inc	Telecomp Inc	3	Closing	\$157,764.07	-\$42,732.13	\$124,652.66	-27.09%
Earthjustice	Donor Services Group LLC	8	Closing	\$40,656.00	-\$11,371.00	\$46,316.00	-27.97%
People for the American Way	Telefund Inc	8	Closing	\$9,802.00	-\$2,868.81	\$7,140.00	-29.27%
National Wildlife Federation	Donor Services Group LLC	8	Closing	\$313,102.57	-\$92,367.43	\$16,760.00	-29.50%
Mercy Corps	Donor Services Group LLC	8	Closing	\$92,230.00	-\$27,894.67	\$123,407.00	-30.24%
Natural Resources Defense Council Inc	Telefund Inc	1	Closing	\$354,787.05	-\$107,801.15	\$214,991.95	-30.38%
National Wildlife Federation	Harris Direct	8	Closing	\$107,947.80	-\$38,376.90	\$76,955.20	-35.55%
Planned Parenthood Action Fund Inc	Aria Communications Corporation	1	Closing	\$486.00	-\$173.20	\$619.00	-35.64%
Defenders of Wildlife Inc	Gordon and Schwenkmeyer Inc	8	Closing	\$7,825.00	-\$2,827.45	\$75,343.00	-36.13%

TABLE 3: CHARITABLE ORGANIZATIONS - NET PERCENTAGE OF REVENUES RETAINED BY CHARITY

CHARITABLE ORGANIZATION	PROFESSIONAL FUND RAISER	GEO. AREA	RE-PORT TYPE	GROSS RECEIPTS	NET TO CHARITY	UNCOL-LECTED PLEDGES	% TO CHAR-ITY
Center for Victims of Torture	Share Group Inc	8	Closing	\$23,245.00	-\$8,521.00	\$0.00	-36.66%
Planned Parenthood Federation of America Inc	Aria Communications Corporation	1	Closing	\$6,259.88	-\$2,316.21	\$2,178.62	-37.00%
Anti-Defamation League	Integral Resources Inc	1	Interim	\$65,208.65	-\$26,253.50	\$195,172.25	-40.26%
Memorial Sloan Kettering Cancer Center	Donor Services Group LLC	1	Closing	\$286,450.00	-\$138,152.60	\$278,439.00	-48.23%
Friends of the Orphans	SD&A Teleservices Inc	8	Closing	\$6,794.00	-\$3,480.00	\$0.00	-51.22%
American Association of University Women Inc	Gordon and Schwenkmeyer Inc	8	Interim	\$4,981.00	-\$2,840.71	\$11,209.00	-57.03%
Children's Defense Fund	Public Interest Communications Inc	8	Closing	\$12,382.00	-\$7,148.00	\$0.00	-57.73%
Christian Advocates Serving Evangelism Inc	Donor Care Center Inc	8	Closing	\$978,889.98	-\$700,420.86	\$0.00	-71.55%
Mercy Corps	Donor Services Group LLC	8	Interim	\$116,936.00	-\$85,780.00	\$324,764.00	-73.36%
American Humane Association	Aria Communications Corporation	8	Closing	\$14,063.50	-\$11,139.51	\$0.00	-79.21%
Rochester General Hospital Foundation Inc	IDC Ltd	6	Closing	\$124,950.00	-\$100,255.02	\$93,377.50	-80.24%
Servicemembers Legal Defense Network Inc	Public Interest Communications Inc	8	Closing	\$6,283.00	-\$5,319.00	\$8,282.00	-84.66%
Mothers Against Drunk Driving	Telefund Inc	8	Closing	\$16,236.00	-\$18,341.97	\$22,473.00	-112.97%
National Breast Cancer Coalition	Public Interest Communications Inc	8	Closing	\$2,133.00	-\$2,500.00	\$1,101.00	-117.21%
Abraham Fund Inc	Siegel Marketing Group Inc	1	Closing	\$573.00	-\$680.05	\$199.00	-118.68%
Wilderness Society	Telefund Inc	8	Closing	\$13,488.00	-\$16,342.38	\$11,048.00	-121.16%
Foundation for a Christian Civilization Inc	Donor Care Center Inc	8	Closing	\$86,213.00	-\$108,363.00	\$54,458.00	-125.69%
Medecins Sans Frontieres USA Inc	Telefund Inc	1	Closing	\$22,048.00	-\$31,021.20	\$103,524.08	-140.70%

TABLE 3: CHARITABLE ORGANIZATIONS - NET PERCENTAGE OF REVENUES RETAINED BY CHARITY

CHARITABLE ORGANIZATION	PROFESSIONAL FUND RAISER	GEO. AREA	RE-PORT TYPE	GROSS RECEIPTS	NET TO CHARITY	UNCOLLECTED PLEDGES	% TO CHARITY
Paralyzed Veterans of America	Donor Care Center Inc	8	Closing	\$16,821.50	-\$27,248.14	\$19,235.00	-161.98%
March of Dimes Foundation	InfoCision Management Corporation	3	Closing	\$834,111.85	-\$1,454,802.53	\$0.00	-174.41%
Public Citizen Foundation Inc	Public Interest Communications Inc	8	Closing	\$12,873.00	-\$22,907.00	\$7,566.00	-177.95%
Feed the Children, Inc.	2Listen LLC	8	Interim	\$51,257.00	-\$117,781.23	\$136,526.00	-229.79%
One Israel Fund Ltd	Siegel Marketing Group Inc	2	Closing	\$1,013.00	-\$4,627.33	\$639.00	-456.79%
Lupus Foundation of America Inc	Public Interest Communications Inc	8	Closing	\$595.00	-\$2,734.00	\$685.00	-459.50%
	TOTALS			\$249,088,649.12	\$92,004,863.03	\$50,741,839.48	36.94%

TABLE 4
Charitable Organizations-
Alphabetical Order
Within Geographic Locations
2010 Telemarketing Campaigns

TABLE 4: CHARITABLE ORGANIZATIONS - ALPHABETICAL ORDER WITHIN GEOGRAPHIC LOCATIONS

CHARITABLE ORGANIZATION	PROFESSIONAL FUND RAISER	GEO. AREA	RE-PORT TYPE	GROSS RECEIPTS	NET TO CHARITY	UNCOLLECTED PLEDGES	% TO CHARITY
Abraham Fund Inc	Siegel Marketing Group Inc	1	Closing	\$573.00	-\$680.05	\$199.00	-118.68%
AFS-USA Inc	Share Group Inc	1	Closing	\$106,713.00	\$51,003.00	\$0.00	47.79%
American Civil Liberties Union Foundation Inc	Telefund Inc	1	Closing	\$398,759.00	\$308,118.00	\$136,891.00	77.27%
American Civil Liberties Union Inc	Gordon and Schwenkmeyer Inc	1	Interim	\$540.00	\$540.00	\$0.00	100.00%
American Civil Liberties Union Inc	Harris Direct	1	Closing	\$268,265.63	\$114,245.63	\$111,260.37	42.59%
American Civil Liberties Union Inc	Public Interest Communications Inc	1	Closing	\$290,093.00	\$101,786.00	\$0.00	35.09%
American Civil Liberties Union Inc	Share Group Inc	1	Closing	\$1,256,425.01	\$293,584.00	\$0.00	23.37%
American Civil Liberties Union Inc	Telefund Inc	1	Closing	\$2,305,693.00	\$1,206,154.57	\$837,501.00	52.31%
American Foundation for Disabled Children Inc	Campaign Center Inc (The)	1	Interim	\$3,265.00	\$653.00	\$0.00	20.00%
American Society for the Prevention of Cruelty to Animals	Donor Services Group LLC	1	Closing	\$4,212,184.75	\$3,280,766.75	\$0.00	77.89%
American Society for the Prevention of Cruelty to Animals	InfoCision Management Corporation	1	Closing	\$12,684.00	\$8,379.61	\$0.00	66.06%
American Society for the Prevention of Cruelty to Animals	Telefund Inc	1	Closing	\$2,155,253.76	\$1,313,198.57	\$2,756,129.24	60.93%
Amnesty International of the USA Inc	Donor Services Group LLC	1	Closing	\$77,144.00	\$43,838.00	\$38,047.00	56.83%
Amnesty International of the USA Inc	Echo Marketing Solutions Inc	1	Closing	\$45,273.00	\$12,994.58	\$0.00	28.70%
Amnesty International of the USA Inc	Gordon and Schwenkmeyer Inc	1	Interim	\$163,048.00	-\$21,609.52	\$169,404.00	-13.25%
Amnesty International of the USA Inc	Public Interest Communications Inc	1	Closing	\$369,416.00	\$131,661.00	\$0.00	35.64%
Amnesty International of the USA Inc	SD&A Teleservices Inc	1	Closing	\$21,654.00	\$5,417.00	\$10,222.00	25.02%
Amnesty International of the USA Inc	Telefund Inc	1	Closing	\$109,453.00	\$15,997.00	\$86,850.00	14.62%

T4 - 1

DATA OBTAINED FROM INTERIM AND CLOSING STATEMENTS FILED BY PROFESSIONAL FUND RAISERS

TABLE 4: CHARITABLE ORGANIZATIONS - ALPHABETICAL ORDER WITHIN GEOGRAPHIC LOCATIONS

CHARITABLE ORGANIZATION	PROFESSIONAL FUND RAISER	GEO. AREA	RE-PORT TYPE	GROSS RECEIPTS	NET TO CHARITY	UNCOL-LECTED PLEDGES	% TO CHAR-ITY
Anti-Defamation League	Integral Resources Inc	1	Interim	\$65,208.65	-\$26,253.50	\$195,172.25	-40.26%
Anti-Defamation League	Telefund Inc	1	Closing	\$241,613.00	\$139,236.15	\$122,236.00	57.63%
Ballet Theatre Foundation Inc	DCM Inc	1	Interim	\$747,899.82	\$543,728.71	\$0.00	72.70%
Brooklyn College Foundation Inc	RuffaloCODY LLC	1	Closing	\$107,150.00	\$15,570.00	\$75,717.00	14.53%
Brooklyn Institute of Arts and Sciences	DCM Inc	1	Closing	\$50,020.00	-\$8,524.96	\$0.00	-17.04%
Carnegie Hall Corporation	Artsmarketing Services Inc	1	Closing	\$778,844.00	\$488,541.00	\$0.00	62.73%
Carnegie Hall Society Inc	SD&A Teleservices Inc	1	Closing	\$1,410,013.00	\$1,034,256.76	\$101,351.00	73.35%
Crohn's & Colitis Foundation of America Inc	InfoCision Management Corporation	1	Closing	\$69,799.00	\$31,232.98	\$0.00	44.75%
Environmental Defense Fund Inc	Public Interest Communications Inc	1	Closing	\$117,525.20	\$47,942.63	\$0.00	40.79%
Environmental Defense Fund Inc	Telefund Inc	1	Closing	\$350,740.81	\$205,167.86	\$50,467.19	58.50%
Foundation for AIDS Research	Public Interest Communications Inc	1	Closing	\$96,886.00	\$28,916.00	\$0.00	29.85%
Foundation for AIDS Research	Telefund Inc	1	Closing	\$234,738.00	\$164,342.89	\$53,375.00	70.01%
Fund for Animals Inc	Share Group Inc	1	Closing	\$28,387.00	-\$678.00	\$0.00	-2.39%
Gay Men's Health Crisis Inc	Aria Communications Corporation	1	Interim	\$53,871.50	\$25,805.97	\$0.00	47.90%
GLSEN Inc	Telefund Inc	1	Closing	\$50,729.77	\$26,606.08	\$15,584.23	52.45%
Habitat for Humanity New York City Inc	Strategic Communications Inc	1	Closing	\$46,188.00	\$32,846.45	\$0.00	71.11%
International Rescue Committee Inc	Share Group Inc	1	Closing	\$106,129.00	\$2,844.00	\$0.00	2.68%
International Rescue Committee Inc	Telefund Inc	1	Closing	\$112,209.92	\$3,242.26	\$82,840.08	2.89%

TABLE 4: CHARITABLE ORGANIZATIONS - ALPHABETICAL ORDER WITHIN GEOGRAPHIC LOCATIONS

CHARITABLE ORGANIZATION	PROFESSIONAL FUND RAISER	GEO. AREA	RE-PORT TYPE	GROSS RECEIPTS	NET TO CHARITY	UNCOLLECTED PLEDGES	% TO CHARITY
Jazz at Lincoln Center Inc	DCM Inc	1	Closing	\$207,153.05	\$100,441.41	\$0.00	48.49%
Jewish National Fund (Keren Kayemeth LeIsrael) Inc	InfoCision Management Corporation	1	Closing	\$58,294.10	\$9,331.10	\$0.00	16.01%
Lambda Legal Defense & Education Fund Inc	Share Group Inc	1	Closing	\$67,677.00	\$17,780.00	\$0.00	26.27%
Lincoln Center for the Performing Arts Inc	DCM Inc	1	Closing	\$37,720.00	\$12,826.86	\$0.00	34.01%
Medecins Sans Frontieres USA Inc	Harris Direct	1	Closing	\$3,224,763.00	\$2,039,411.10	\$904,365.00	63.24%
Medecins Sans Frontieres USA Inc	Telefund Inc	1	Closing	\$22,048.00	-\$31,021.20	\$103,524.08	-140.70%
Memorial Sloan Kettering Cancer Center	Donor Services Group LLC	1	Closing	\$286,450.00	-\$138,152.60	\$278,439.00	-48.23%
NAACP Legal Defense and Educational Fund Inc	Your Voice Media Inc	1	Closing	\$111,764.00	\$41,447.00	\$0.00	37.08%
National Children Leukemia Foundation Inc	Associated Community Services Inc	1	Interim	\$1,568,128.02	\$784,063.96	\$0.00	50.00%
National Children Leukemia Foundation Inc	Insight Teleservices Inc	1	Closing	\$1,430,643.87	\$200,290.14	\$2,946,024.55	14.00%
National Federation of the Blind of New York State Inc	Capital District Callers Inc	1	Interim	\$108,488.00	\$34,716.16	\$0.00	32.00%
National Multiple Sclerosis Society	InfoCision Management Corporation	1	Closing	\$171,307.00	\$104,741.00	\$0.00	61.14%
Natural Resources Defense Council Inc	Donor Services Group LLC	1	Closing	\$662,883.00	\$144,157.61	\$308,042.00	21.75%
Natural Resources Defense Council Inc	Share Group Inc	1	Closing	\$242,841.00	\$468.00	\$0.00	0.19%
Natural Resources Defense Council Inc	Telefund Inc	1	Closing	\$354,787.05	-\$107,801.15	\$214,991.95	-30.38%
New York and Presbyterian Hospital	Telecomp Inc	1	Closing	\$479,603.00	\$100,073.00	\$236,399.00	20.87%
New York Botanical Garden	ComNet Marketing Group Inc	1	Interim	\$62,897.00	\$39,732.22	\$0.00	63.17%
New York Cares Inc	Gordon and Schwenkmeyer Inc	1	Interim	\$96,999.50	\$69,916.72	\$29,796.50	72.08%

TABLE 4: CHARITABLE ORGANIZATIONS - ALPHABETICAL ORDER WITHIN GEOGRAPHIC LOCATIONS

CHARITABLE ORGANIZATION	PROFESSIONAL FUND RAISER	GEO. AREA	RE-PORT TYPE	GROSS RECEIPTS	NET TO CHARITY	UNCOLLECTED PLEDGES	% TO CHARITY
New York City Ballet Inc	SD&A Teleservices Inc	1	Closing	\$600,764.00	\$354,219.75	\$0.00	58.96%
New York City Opera Inc	Artsmarketing Services Inc	1	Closing	\$61,490.00	\$34,830.00	\$0.00	56.64%
New York Public Radio	Aria Communications Corporation	1	Closing	\$205,829.22	\$102,659.12	\$86,309.37	49.88%
New York Shakespeare Festival	DCM Inc	1	Interim	\$362,131.50	\$266,543.48	\$0.00	73.60%
New York Shakespeare Festival	DCM Inc	1	Closing	\$270,585.00	\$129,175.05	\$0.00	47.74%
New York Shakespeare Festival	SD&A Teleservices Inc	1	Closing	\$77,385.00	\$41,737.00	\$60.00	53.93%
New York State Court Clerks Association	Luxcore Ltd	1	Closing	\$31,920.00	\$20,748.00	\$0.00	65.00%
New York State Historical Association	ComNet Marketing Group Inc	1	Closing	\$3,758.00	\$1,342.00	\$0.00	35.71%
New York State Tenants & Neighbors Coalition Inc	Gordon and Schwenkmeyer Inc	1	Interim	\$55,196.00	\$33,609.56	\$11,636.00	60.89%
New York State Tenants & Neighbors Information Service Inc	Gordon and Schwenkmeyer Inc	1	Interim	\$21,859.00	\$13,316.00	\$6,233.00	60.92%
Philharmonic-Symphony Society of New York Inc	DCM Inc	1	Closing	\$3,115.00	\$3,115.00	\$0.00	100.00%
Philharmonic-Symphony Society of New York Inc	DCM Inc	1	Interim	\$2,184,340.00	\$1,593,144.59	\$0.00	72.93%
Planned Parenthood Action Fund Inc	Aria Communications Corporation	1	Interim	\$3,978.43	-\$1,032.51	\$1,983.43	-25.95%
Planned Parenthood Action Fund Inc	Aria Communications Corporation	1	Closing	\$486.00	-\$173.20	\$619.00	-35.64%
Planned Parenthood Action Fund Inc	Donor Services Group LLC	1	Closing	\$25,748.00	\$7,094.00	\$7,706.00	27.55%
Planned Parenthood Action Fund Inc	Telefund Inc	1	Closing	\$228,713.44	\$114,913.34	\$54,893.56	50.24%
Planned Parenthood Federation of America Inc	Aria Communications Corporation	1	Interim	\$26,984.66	\$11,112.27	\$7,171.69	41.18%
Planned Parenthood Federation of America Inc	Aria Communications Corporation	1	Closing	\$6,259.88	-\$2,316.21	\$2,178.62	-37.00%

TABLE 4: CHARITABLE ORGANIZATIONS - ALPHABETICAL ORDER WITHIN GEOGRAPHIC LOCATIONS

CHARITABLE ORGANIZATION	PROFESSIONAL FUND RAISER	GEO. AREA	RE-PORT TYPE	GROSS RECEIPTS	NET TO CHARITY	UNCOL-LECTED PLEDGES	% TO CHAR-ITY
Planned Parenthood Federation of America Inc	Donor Services Group LLC	1	Closing	\$585,668.00	\$269,950.00	\$272,246.00	46.09%
Planned Parenthood Federation of America Inc	Gordon and Schwenkmeyer Inc	1	Interim	\$610,601.18	\$88,316.67	\$507,560.74	14.46%
Planned Parenthood Federation of America Inc	Harris Direct	1	Closing	\$483,026.00	\$120,304.80	\$204,494.00	24.91%
Planned Parenthood Federation of America Inc	SD&A Teleservices Inc	1	Interim	\$121,064.00	\$77,077.40	\$58,167.00	63.67%
Planned Parenthood Federation of America Inc	Share Group Inc	1	Closing	\$350,980.00	\$126,347.00	\$0.00	36.00%
Planned Parenthood Federation of America Inc	Telefund Inc	1	Closing	\$321,516.26	\$181,011.16	\$108,133.74	56.30%
Smile Train Inc	InfoCision Management Corporation	1	Closing	\$7,885.00	\$2,252.50	\$0.00	28.57%
United States Fund for UNICEF	Donor Services Group LLC	1	Closing	\$86,028.00	\$9,792.76	\$141,754.00	11.38%
United States Fund for UNICEF	InfoCision Management Corporation	1	Closing	\$720.00	\$720.00	\$0.00	100.00%
United States Fund for UNICEF	Share Group Inc	1	Closing	\$1,041,505.00	\$189,788.00	\$0.00	18.22%
Amityville Fire Department	Tan Productions Inc	2	Closing	\$20,205.00	\$10,102.50	\$0.00	50.00%
Amityville Patrolmen's Benevolent Association Inc	Tan Productions Inc	2	Closing	\$35,790.00	\$17,895.00	\$0.00	50.00%
Bi-County Helpline for Abuse Against Women and Children Inc	Mure Associates Inc	2	Interim	\$100,509.50	\$20,101.90	\$0.00	20.00%
Breast Cancer Funds for Research Inc	Mure Associates Inc	2	Interim	\$71,252.50	\$14,250.50	\$0.00	20.00%
Children's Leukemia Research Association Inc	Courtesy Health Watch Inc	2	Interim	\$1,233,300.00	\$232,828.72	\$559,117.00	18.88%
Coalition Against Breast Cancer Inc	Campaign Center Inc (The)	2	Interim	\$660,725.58	\$117,671.29	\$0.00	17.81%
Coalition Against Breast Cancer Inc	Crown Management Systems LLC	2	Interim	\$43,130.00	\$8,626.00	\$0.00	20.00%
East End Detachment Marine Corps League Inc	Campaign Center Inc (The)	2	Interim	\$44,157.00	\$8,507.25	\$0.00	19.27%

TABLE 4: CHARITABLE ORGANIZATIONS - ALPHABETICAL ORDER WITHIN GEOGRAPHIC LOCATIONS

CHARITABLE ORGANIZATION	PROFESSIONAL FUND RAISER	GEO. AREA	RE-PORT TYPE	GROSS RECEIPTS	NET TO CHARITY	UNCOLLECTED PLEDGES	% TO CHARITY
Firefighters Charitable Foundation Inc	Menacola Marketing Inc	2	Interim	\$161,146.00	\$32,229.20	\$85,346.00	20.00%
Firefighters Charitable Foundation Inc	Midwest Publishing-DN Inc	2	Interim	\$837,579.00	\$108,885.00	\$0.00	13.00%
Freeport Police Benevolent Association	Tan Productions Inc	2	Interim	\$35,510.00	\$17,755.00	\$0.00	50.00%
Freeport Police Benevolent Association	Tan Productions Inc	2	Closing	\$31,230.00	\$15,615.00	\$0.00	50.00%
Glen Cove City Police Benevolent Association Inc	Tan Productions Inc	2	Closing	\$32,460.00	\$16,230.00	\$0.00	50.00%
Huntington Long Island Detachment Marine Corps League	Campaign Center Inc (The)	2	Interim	\$20,257.00	\$4,628.75	\$0.00	22.85%
Koby Mandell Foundation Inc	Green Point Call Center Services Inc	2	Closing	\$14,043.01	\$10,093.01	\$2,499.01	71.87%
Long Island Coalition for Life Inc	MDS Communications Corporation	2	Closing	\$12,968.00	\$8,765.00	\$1,264.00	67.59%
Long Island Coalition for Life Inc	MDS Communications Corporation	2	Closing	\$23,158.00	\$14,631.00	\$6,730.00	63.18%
Long Island Pythian Council	Leal Associates Inc	2	Closing	\$38,531.00	\$18,877.60	\$0.00	48.99%
Long Island Responds	Mure Associates Inc	2	Interim	\$185,509.50	\$37,101.90	\$0.00	20.00%
Long Island State Park Police Benevolent Association Inc	Campaign Center Inc (The)	2	Interim	\$133,861.00	\$31,602.45	\$0.00	23.61%
Lynbrook Police Benevolent Association Inc	Island Marketing Consultants Inc	2	Closing	\$16,860.00	\$5,058.00	\$0.00	30.00%
Manor Park Seniors Ltd	Campaign Center Inc (The)	2	Interim	\$17,860.00	\$3,572.00	\$0.00	20.00%
Nassau County Council Veterans of Foreign Wars of the United States Inc	Campaign Center Inc (The)	2	Interim	\$141,497.00	\$28,299.40	\$0.00	20.00%
Nassau County Detectives Law Enforcement Night Committee	Island Marketing Consultants Inc	2	Closing	\$117,118.00	\$29,279.50	\$0.00	25.00%
New York AMVETS Inc	Xentel Inc	2	Interim	\$640,976.18	\$24,000.00	\$129,230.00	3.74%
New York AMVETS Inc	Xentel Inc	2	Closing	\$171,201.06	\$6,000.00	\$12,664.00	3.50%

TABLE 4: CHARITABLE ORGANIZATIONS - ALPHABETICAL ORDER WITHIN GEOGRAPHIC LOCATIONS

CHARITABLE ORGANIZATION	PROFESSIONAL FUND RAISER	GEO. AREA	RE-PORT TYPE	GROSS RECEIPTS	NET TO CHARITY	UNCOLLECTED PLEDGES	% TO CHARITY
New York State Association of PBA's Inc	Mac Communications (MacDonald, John T)	2	Interim	\$84,070.86	\$22,488.92	\$0.00	26.75%
New York State Association of PBA's Inc	Midwest Publishing-DN Inc	2	Closing	\$232,348.00	\$39,499.00	\$0.00	17.00%
North Shore Animal League America Inc	Outreach Associates Inc	2	Closing	\$491,512.00	\$154,969.00	\$0.00	31.53%
NYS Park Police PBA Inc	Midwest Publishing-DN Inc	2	Interim	\$215,798.00	\$32,369.00	\$0.00	15.00%
One Israel Fund Ltd	Siegel Marketing Group Inc	2	Closing	\$1,013.00	-\$4,627.33	\$639.00	-456.79%
Patrolman's Benevolent Association of Southampton Town Inc	Tan Productions Inc	2	Interim	\$45,960.00	\$25,278.00	\$0.00	55.00%
Patrolman's Benevolent Association of Southampton Town Inc	Tan Productions Inc	2	Closing	\$45,435.00	\$24,989.25	\$0.00	55.00%
Police Benevolent Association of Hempstead New York Inc	Island Marketing Consultants Inc	2	Closing	\$99,844.00	\$24,961.00	\$0.00	25.00%
Port Washington Police Athletic League Inc	Tan Productions Inc	2	Interim	\$20,358.00	\$10,179.00	\$0.00	50.00%
Port Washington Police Benevolent Association Inc	Tan Productions Inc	2	Closing	\$45,623.00	\$22,811.50	\$0.00	50.00%
Suffolk County Council Veterans of Foreign Wars of the United States Inc	Campaign Center Inc (The)	2	Interim	\$71,484.00	\$17,882.15	\$0.00	25.02%
Suffolk County Deputy Sheriff's Benevolent Association	Tan Productions Inc	2	Closing	\$31,910.00	\$9,573.00	\$0.00	30.00%
Suffolk County Detachment Marine Corps League	Campaign Center Inc (The)	2	Interim	\$131,779.50	\$23,882.40	\$0.00	18.12%
Suffolk County Detective Investigators Police Benevolent Association	D & D Telemarketing Inc	2	Interim	\$95,760.00	\$33,516.00	\$0.00	35.00%
Suffolk County Police Athletic League Inc	Campaign Center Inc (The)	2	Interim	\$137,854.44	\$34,463.60	\$0.00	25.00%
Suffolk County Police Athletic League Inc	D & D Telemarketing Inc	2	Interim	\$101,181.00	\$40,472.40	\$0.00	40.00%
Suffolk County Police Conference Inc	Tan Productions Inc	2	Closing	\$48,600.00	\$17,010.00	\$0.00	35.00%
Suffolk County Police Memorial Fund Inc	D & D Telemarketing Inc	2	Closing	\$132,141.00	\$52,856.40	\$0.00	40.00%

TABLE 4: CHARITABLE ORGANIZATIONS - ALPHABETICAL ORDER WITHIN GEOGRAPHIC LOCATIONS

CHARITABLE ORGANIZATION	PROFESSIONAL FUND RAISER	GEO. AREA	RE-PORT TYPE	GROSS RECEIPTS	NET TO CHARITY	UNCOL-LECTED PLEDGES	% TO CHAR-ITY
Suffolk County United Veterans Halfway House Project Inc	Mure Associates Inc	2	Closing	\$43,324.00	\$8,664.80	\$0.00	20.00%
Uniformed Court Officers Association of Suffolk County Inc	Tan Productions Inc	2	Closing	\$63,468.00	\$19,040.40	\$0.00	30.00%
United Breast Cancer Foundation	Capital District Callers Inc	2	Interim	\$186,666.00	\$93,333.00	\$0.00	50.00%
United States Police Canine Association/Region #7	Stage Door Music Productions Inc	2	Closing	\$204,380.49	\$47,008.11	\$0.00	23.00%
Village of Hempstead Police Activity League Inc	Island Marketing Consultants Inc	2	Closing	\$61,379.00	\$18,413.70	\$0.00	30.00%
Association of the Graduates of the United States Military Academy	IDC Ltd	3	Closing	\$470,808.08	\$408,722.67	\$0.00	86.81%
Association of the Graduates of the United States Military Academy	IDC Ltd	3	Closing	\$272,743.00	\$159,902.95	\$85,888.72	58.63%
Correction Officers Benevolent Association of Rockland County Inc	National Benefit Company	3	Interim	\$49,421.00	\$17,297.35	\$0.00	35.00%
Croton Police Association Inc	Community Services Inc	3	Closing	\$39,139.00	\$17,092.93	\$0.00	43.67%
Delaware County Deputy Sheriff's Police Benevolent Association Inc	Community Advertising Inc	3	Interim	\$44,570.00	\$15,949.50	\$0.00	35.79%
Dutchess Community College Foundation Inc	Lester Inc	3	Closing	\$22,613.00	\$2,772.00	\$7,830.00	12.26%
Dutchess County Correction Officers Benevolent Association	Stage Door Music Productions Inc	3	Closing	\$89,918.00	\$18,000.00	\$0.00	20.02%
Dutchess County Correction Officers Benevolent Association	Stage Door Music Productions Inc	3	Interim	\$51,928.00	\$10,385.60	\$0.00	20.00%
Eastchester Police Benevolent Association	Division 1 Calling Center Inc	3	Interim	\$26,070.00	\$9,124.50	\$0.00	35.00%
Eastchester Professional Firefighters Local 916	S & M Enterprises Inc	3	Closing	\$27,355.00	\$9,574.25	\$850.00	35.00%
Foundation of Hudson Valley Hospital Center Inc	Telecomp Inc	3	Closing	\$157,764.07	-\$42,732.13	\$124,652.66	-27.09%
Greenburgh Uniformed Firefighters Association Inc	S & M Enterprises Inc	3	Interim	\$44,005.00	\$14,081.60	\$1,650.00	32.00%
Greenburgh Uniformed Firefighters Association Inc	S & M Enterprises Inc	3	Closing	\$40,390.00	\$12,924.80	\$2,140.00	32.00%

TABLE 4: CHARITABLE ORGANIZATIONS - ALPHABETICAL ORDER WITHIN GEOGRAPHIC LOCATIONS

CHARITABLE ORGANIZATION	PROFESSIONAL FUND RAISER	GEO. AREA	RE-PORT TYPE	GROSS RECEIPTS	NET TO CHARITY	UNCOL-LECTED PLEDGES	% TO CHAR-ITY
Haverstraw Police Athletic League Inc	Stage Door Music Productions Inc	3	Closing	\$37,909.00	\$10,614.52	\$0.00	28.00%
Lake Mohegan Professional Fire Fighters Association Inc	S & M Enterprises Inc	3	Interim	\$26,835.00	\$9,392.25	\$1,335.00	35.00%
Leukemia and Lymphoma Society Inc	InfoCision Management Corporation	3	Closing	\$785,302.00	\$609,572.00	\$0.00	77.62%
March of Dimes Foundation	Haines & Company Inc	3	Closing	\$871,969.00	\$502,507.00	\$0.00	57.63%
March of Dimes Foundation	InfoCision Management Corporation	3	Closing	\$834,111.85	-\$1,454,802.53	\$0.00	-174.41%
New York State Union of Police Associations Inc	Xentel Inc	3	Interim	\$22,073.40	\$3,311.01	\$28,703.00	15.00%
New York Vietnam Veterans Foundation Inc	Associated Community Services Inc	3	Interim	\$216,855.00	\$70,291.60	\$0.00	32.41%
Orange County Deputy Sheriffs' Police Benevolent Association Inc	National Benefit Company	3	Closing	\$63,099.00	\$18,929.70	\$0.00	30.00%
Orange County K-9 Association Inc	Stage Door Music Productions Inc	3	Closing	\$92,734.00	\$20,401.48	\$0.00	22.00%
Ossining Police Athletic League	Spotlight Music Productions Inc	3	Interim	\$48,015.00	\$14,407.00	\$0.00	30.01%
Peekskill Police Association Inc	Starlet Music Productions (Corbett, Herbert J)	3	Closing	\$66,850.00	\$20,055.00	\$0.00	30.00%
Police Association of the City of Yonkers Inc	Division 1 Calling Center Inc	3	Closing	\$124,452.00	\$43,558.20	\$100.00	35.00%
Police Athletic League of Yonkers Foundation Inc	Division 1 Calling Center Inc	3	Interim	\$80,438.95	\$29,453.64	\$0.00	36.62%
Police Benevolent Association of Pleasantville New York Inc	S & M Enterprises Inc	3	Interim	\$32,180.00	\$9,975.80	\$615.00	31.00%
Police Benevolent Association of the City of White Plains Inc	Division 1 Calling Center Inc	3	Interim	\$67,524.00	\$27,009.60	\$60.00	40.00%
Police Fresh Air Fund of Westchester County Inc	Division 1 Calling Center Inc	3	Interim	\$10,411.00	\$3,123.30	\$0.00	30.00%
Police Officer Defense Fund of New York State Inc	Xentel Inc	3	Interim	\$44,912.00	\$6,736.79	\$11,821.00	15.00%
Policemen's Benevolent Association of Westchester County Inc	S & M Enterprises Inc	3	Interim	\$70,110.00	\$27,342.90	\$0.00	39.00%

TABLE 4: CHARITABLE ORGANIZATIONS - ALPHABETICAL ORDER WITHIN GEOGRAPHIC LOCATIONS

CHARITABLE ORGANIZATION	PROFESSIONAL FUND RAISER	GEO. AREA	RE-PORT TYPE	GROSS RECEIPTS	NET TO CHARITY	UNCOLLECTED PLEDGES	% TO CHARITY
Putnam County Sheriff's Department Police Benevolent Association	Community Services Inc	3	Interim	\$44,343.00	\$19,510.92	\$0.00	44.00%
Putnam County Volunteer Fireman's Association Inc	Community Services Inc	3	Closing	\$56,783.00	\$21,009.71	\$0.00	37.00%
Rockland County Sheriffs Deputies Association Inc	National Benefit Company	3	Closing	\$94,186.00	\$32,965.10	\$0.00	35.00%
Rye Country Day School	Lester Inc	3	Closing	\$57,030.00	\$48,067.00	\$6,410.00	84.28%
Scarsdale Police Benevolent Association Inc	Townsell Telecom Inc	3	Closing	\$268,975.00	\$98,891.25	\$0.00	36.77%
Spring Valley Policemens Benevolent Association	National Benefit Company	3	Interim	\$34,552.00	\$12,093.20	\$0.00	35.00%
Sullivan County Patrolmens Benevolent Association	Mako Enterprises (Grimm, Robert)	3	Closing	\$25,092.00	\$7,520.00	\$0.00	29.97%
SUNY New Paltz Foundation Inc	Lester Inc	3	Closing	\$99,498.75	\$30,804.75	\$0.00	30.96%
Town of Newburgh Policemen's Benevolent Association	National Benefit Company	3	Closing	\$56,932.00	\$17,079.60	\$0.00	30.00%
Town of Wallkill Volunteer Ambulance Corps Inc	Stage Door Music Productions Inc	3	Closing	\$30,992.50	\$6,000.00	\$0.00	19.36%
Town Police Fraternity Inc	Starlet Music Productions (Corbett, Herbert J)	3	Closing	\$51,660.00	\$15,498.00	\$0.00	30.00%
Ulster County Sheriff's Employees Association	Stage Door Music Productions Inc	3	Closing	\$37,291.00	\$15,000.00	\$0.00	40.22%
Ulster County Volunteer Firemen's Association	Stage Door Music Productions Inc	3	Interim	\$43,915.00	\$8,783.00	\$0.00	20.00%
Uniformed Fire Fighters Association of the City of New Rochelle Inc	S & M Enterprises Inc	3	Closing	\$52,920.00	\$16,934.40	\$1,825.00	32.00%
Uniformed Firefighters Association of the City of Mount Vernon NY Inc	Division 1 Calling Center Inc	3	Closing	\$57,197.00	\$20,028.80	\$0.00	35.02%
Village of Fishkill Police Benevolent Association	Stage Door Music Productions Inc	3	Interim	\$45,343.00	\$10,000.00	\$0.00	22.05%
Waterkeeper Alliance Inc	Public Interest Communications Inc	3	Closing	\$32,055.00	\$6,544.00	\$0.00	20.41%
Westchester County Correction Officers Benevolent Association Inc	Spotlight Music Productions Inc	3	Closing	\$12,185.00	\$1,413.00	\$0.00	11.60%

TABLE 4: CHARITABLE ORGANIZATIONS - ALPHABETICAL ORDER WITHIN GEOGRAPHIC LOCATIONS

CHARITABLE ORGANIZATION	PROFESSIONAL FUND RAISER	GEO. AREA	RE-PORT TYPE	GROSS RECEIPTS	NET TO CHARITY	UNCOLLECTED PLEDGES	% TO CHARITY
Yonkers Police Captains, Lieutenants & Sergeants Benevolent Association	Townsell Telecom Inc	3	Closing	\$120,172.00	\$41,051.60	\$0.00	34.16%
Adirondack Historical Association	Bennett Direct Inc	4	Closing	\$45,255.00	\$25,742.60	\$0.00	56.88%
AFSCME-Albany County Sheriff's Union Local #775	Stage Door Music Productions Inc	4	Closing	\$42,899.00	\$9,437.78	\$0.00	22.00%
Captain William Dale O'Brien Detachment Marine Corps League	Capital District Callers Inc	4	Interim	\$22,068.00	\$11,034.00	\$0.00	50.00%
Colonie Police Benevolent Association Inc	Nordel Publishing Inc	4	Interim	\$123,322.00	\$60,970.71	\$0.00	49.44%
Columbia County Correction Officers Local #3828	Stage Door Music Productions Inc	4	Closing	\$7,271.00	\$4,807.00	\$0.00	66.11%
Cornerstone Soup Kitchen & Food Pantry Inc	Capital District Callers Inc	4	Interim	\$150,518.00	\$75,259.00	\$0.00	50.00%
Cyprus Temple of the A A O N M S of Albany New York	Civic Partners Inc	4	Closing	\$29,180.00	\$7,347.50	\$0.00	25.18%
Department of New York Veterans of Foreign Wars of the United States Inc	Marketing Squad Inc	4	Closing	\$372,491.00	\$60,503.00	\$0.00	16.24%
Department of New York Veterans of Foreign Wars of the United States Inc	Xentel Inc	4	Closing	\$375,425.66	\$66,366.26	\$75,663.00	17.68%
Electric City Detachment Marine Corps League	Capital District Callers Inc	4	Interim	\$21,470.00	\$10,735.00	\$0.00	50.00%
Empire State College Foundation Inc	Lester Inc	4	Closing	\$61,429.00	\$17,927.00	\$42,772.00	29.18%
Enlisted Association of the New York National Guard	Heritage Company Inc (The)	4	Interim	\$31,557.00	\$13,977.22	\$0.00	44.29%
Food Pantries for the Capital District Inc	Capital District Callers Inc	4	Closing	\$309,946.00	\$185,967.60	\$0.00	60.00%
Glens Falls Police Benevolent Association	Civic Partners Inc	4	Closing	\$30,000.00	\$7,500.00	\$0.00	25.00%
Hunger Action Network of New York State	Capital District Callers Inc	4	Interim	\$141,474.00	\$77,810.70	\$0.00	55.00%
Mountain Lake Public Telecommunications Council Inc	ComNet Marketing Group Inc	4	Interim	\$22,998.00	\$15,465.12	\$0.00	67.25%
National Organization for Women-New York State Inc	Gordon and Schwenkmeyer Inc	4	Interim	\$65,766.00	\$32,130.76	\$19,736.00	48.86%

TABLE 4: CHARITABLE ORGANIZATIONS - ALPHABETICAL ORDER WITHIN GEOGRAPHIC LOCATIONS

CHARITABLE ORGANIZATION	PROFESSIONAL FUND RAISER	GEO. AREA	RE-PORT TYPE	GROSS RECEIPTS	NET TO CHARITY	UNCOLLECTED PLEDGES	% TO CHARITY
New York State Association of Chiefs of Police Inc	Civic Partners Inc	4	Interim	\$215,102.00	\$75,285.70	\$0.00	35.00%
New York State Association of Chiefs of Police Inc	Xentel Inc	4	Interim	\$299,357.00	\$59,871.40	\$461,435.00	20.00%
New York State Right to Life Committee Inc	MDS Communications Corporation	4	Closing	\$152,333.00	\$73,012.00	\$71,605.00	47.93%
Northeast Mobile Search & Rescue Inc	Capital District Callers Inc	4	Interim	\$62,973.00	\$31,486.50	\$0.00	50.00%
NYST Benefit Fund Inc	Trooper Publishing Inc	4	Closing	\$386,840.55	\$121,219.90	\$0.00	31.34%
Oriental Temple AAONMS	Civic Partners Inc	4	Closing	\$127,205.00	\$31,808.00	\$0.00	25.01%
Police Conference of New York Inc	Crown Management Systems LLC	4	Interim	\$38,949.27	\$6,426.63	\$0.00	16.50%
Police Conference of New York Inc	Townsell Telecom Inc	4	Closing	\$255,211.00	\$76,563.30	\$0.00	30.00%
Police Conference of New York Inc	Xentel Inc	4	Interim	\$407,319.53	\$61,097.93	\$169,885.00	15.00%
Schenectady County Sheriffs Benevolent Association	Civic Partners Inc	4	Interim	\$25,245.00	\$7,573.60	\$0.00	30.00%
Special Olympics New York Inc	Heritage Company Inc (The)	4	Closing	\$740,260.20	\$474,892.71	\$170,189.48	64.15%
Stop the Violence Inc	Capital District Callers Inc	4	Interim	\$91,421.00	\$45,710.50	\$0.00	50.00%
Troy Detachment Marine Corps League Inc	Capital District Callers Inc	4	Interim	\$22,068.00	\$11,034.00	\$0.00	50.00%
Waterford Emergency Team Inc	Capital District Callers Inc	4	Interim	\$35,716.00	\$17,858.00	\$0.00	50.00%
WMHT Educational Telecommunications Inc	Aria Communications Corporation	4	Closing	\$90,315.00	\$56,779.38	\$15,845.70	62.87%
Broome County Humane Society and Relief Association	Event Marketing (Narde, James Edward)	5	Closing	\$27,475.00	\$8,242.50	\$0.00	30.00%
Broome County Sheriff's Law Enforcement Officers Association	Northeastern Advertising (Morgan, William J)	5	Closing	\$30,562.50	\$15,281.25	\$0.00	50.00%
Cayuga County Deputy Sheriff's Benevolent Association	Event Marketing (Narde, James Edward)	5	Closing	\$56,700.00	\$23,885.10	\$0.00	42.13%

TABLE 4: CHARITABLE ORGANIZATIONS - ALPHABETICAL ORDER WITHIN GEOGRAPHIC LOCATIONS

CHARITABLE ORGANIZATION	PROFESSIONAL FUND RAISER	GEO. AREA	RE-PORT TYPE	GROSS RECEIPTS	NET TO CHARITY	UNCOLLECTED PLEDGES	% TO CHARITY
Chenango County Law Enforcement Association	Event Marketing (Narde, James Edward)	5	Closing	\$44,540.00	\$15,589.00	\$0.00	35.00%
Endicott Police Benevolent Association Inc	Community Advertising Inc	5	Interim	\$34,640.00	\$13,163.20	\$0.00	38.00%
Fulton Police Benevolent Association	Sound Exchange (The) (Hurd, James H)	5	Closing	\$23,415.00	\$8,663.55	\$0.00	37.00%
Jefferson County Deputy Sheriff's Association Inc	Stage Door Music Productions Inc with Sound Exchange (The) (Hurd, James H)	5	Closing	\$43,724.00	\$10,000.00	\$0.00	22.87%
Johnson City Police Association	Northeastern Advertising (Morgan, William J)	5	Closing	\$20,397.50	\$8,159.00	\$0.00	40.00%
Lake City Police Club	Sound Exchange (The) (Hurd, James H)	5	Closing	\$29,382.00	\$10,283.70	\$0.00	35.00%
New York Finger Lakes Region Police Officers Local #195 of the AFSCME AFL-CIO	Event Marketing (Narde, James Edward)	5	Closing	\$61,795.00	\$25,718.00	\$0.00	41.62%
New York State Deputies Association Inc	Midwest Publishing-DN Inc	5	Closing	\$100,202.00	\$17,034.00	\$0.00	17.00%
North Syracuse Police Benevolent Association	Municipal Marketing	5	Closing	\$21,560.00	\$5,390.00	\$0.00	25.00%
Oneonta Police Benevolent Association	Event Marketing (Narde, James Edward)	5	Closing	\$52,565.00	\$19,974.70	\$0.00	38.00%
Oswego County Lodge-NYS Lodge #1 of the Fraternal Order of Police	Spotlight Music Productions Inc	5	Closing	\$14,635.00	\$4,391.00	\$0.00	30.00%
Otsego County Deputy Sheriffs Police Benevolent Association	Community Advertising Inc	5	Interim	\$51,840.00	\$18,144.00	\$0.00	35.00%
Owego Police Benevolent Association	Community Advertising Inc	5	Interim	\$36,455.00	\$12,759.25	\$0.00	35.00%
Police Benevolent Association of Binghamton New York Inc	Northeastern Advertising (Morgan, William J)	5	Closing	\$30,047.50	\$12,019.00	\$0.00	40.00%
Southern Tier Canine Association Inc	Northeastern Advertising (Morgan, William J)	5	Closing	\$15,055.00	\$6,022.00	\$0.00	40.00%
Syracuse Jewish Federation Inc	Green Point Call Center Services Inc	5	Closing	\$13,773.00	\$11,519.00	\$0.00	83.63%
Syracuse Police Benevolent Association	Municipal Marketing	5	Closing	\$104,645.00	\$34,533.00	\$0.00	33.00%
Tompkins County Deputy Sheriffs' Association Inc	Event Marketing (Narde, James Edward)	5	Closing	\$53,275.00	\$26,637.50	\$0.00	50.00%

TABLE 4: CHARITABLE ORGANIZATIONS - ALPHABETICAL ORDER WITHIN GEOGRAPHIC LOCATIONS

CHARITABLE ORGANIZATION	PROFESSIONAL FUND RAISER	GEO. AREA	RE-PORT TYPE	GROSS RECEIPTS	NET TO CHARITY	UNCOLLECTED PLEDGES	% TO CHARITY
Vestal Police Benevolent Association Inc	Event Marketing (Narde, James Edward)	5	Closing	\$64,612.00	\$24,552.56	\$0.00	38.00%
Volunteer Firemens Convention Committee of Oneida County Inc	Stage Door Music Productions Inc	5	Interim	\$11,678.00	\$2,325.60	\$0.00	19.91%
Watertown Police Benevolent Association	Stage Door Music Productions Inc with Sound Exchange (The) (Hurd, James H)	5	Closing	\$62,391.00	\$12,478.20	\$0.00	20.00%
WSKG Public Telecommunications Council	ComNet Marketing Group Inc	5	Interim	\$2,443.35	\$961.79	\$0.00	39.36%
Aeneas McDonald Police Benevolent Association	Northeastern Advertising (Morgan, William J)	6	Closing	\$29,095.00	\$11,638.00	\$0.00	40.00%
Bath Police Benevolent Association	Community Advertising Inc	6	Interim	\$36,520.00	\$12,782.00	\$0.00	35.00%
Chemung County Corrections Officers Local #3978	Northeastern Advertising (Morgan, William J)	6	Closing	\$22,625.00	\$7,918.75	\$0.00	35.00%
Chemung County Deputy Sheriff's Association	Community Advertising Inc	6	Interim	\$68,445.00	\$28,746.90	\$0.00	42.00%
Chemung County Emergency Protective Inc	Northeastern Advertising (Morgan, William J)	6	Closing	\$3,370.00	\$1,179.50	\$0.00	35.00%
Crystal City Police Benevolent Association Inc	Event Marketing (Narde, James Edward)	6	Closing	\$48,320.00	\$18,361.60	\$0.00	38.00%
Deputies Association of the County of Steuben	Community Advertising Inc	6	Interim	\$63,855.00	\$28,734.75	\$0.00	45.00%
Elmira Heights Police Benevolent Association Inc	Event Marketing (Narde, James Edward)	6	Closing	\$43,155.00	\$17,262.00	\$0.00	40.00%
Empire State Association of the Deaf Inc	Heritage Company Inc (The)	6	Interim	\$23,978.00	\$6,500.00	\$13,854.00	27.11%
Greece Police Gold Badge Club	Stage Door Music Productions Inc	6	Closing	\$39,758.00	\$12,213.75	\$0.00	30.72%
Greece Police Gold Badge Club	Stage Door Music Productions Inc	6	Interim	\$61,145.00	\$15,286.25	\$0.00	25.00%
Kiwanis Club of Rochester New York Inc	Marketing Squad Inc	6	Interim	\$40,597.00	\$10,149.00	\$0.00	25.00%
New York Law Enforcement Association Inc	Stage Door Music Productions Inc	6	Closing	\$80,518.00	\$16,213.96	\$0.00	20.14%
Police Benevolent Association of Elmira New York Inc	Northeastern Advertising (Morgan, William J)	6	Closing	\$44,355.00	\$22,177.50	\$0.00	50.00%

TABLE 4: CHARITABLE ORGANIZATIONS - ALPHABETICAL ORDER WITHIN GEOGRAPHIC LOCATIONS

CHARITABLE ORGANIZATION	PROFESSIONAL FUND RAISER	GEO. AREA	RE-PORT TYPE	GROSS RECEIPTS	NET TO CHARITY	UNCOLLECTED PLEDGES	% TO CHARITY
Police Benevolent Association of Watkins Glen Inc	Northeastern Advertising (Morgan, William J)	6	Closing	\$22,877.50	\$10,842.12	\$0.00	47.39%
Rochester General Hospital Foundation Inc	IDC Ltd	6	Closing	\$124,950.00	-\$100,255.02	\$93,377.50	-80.24%
Rochester Philharmonic Orchestra Inc	Bennett Direct Inc	6	Interim	\$424,499.00	\$301,499.00	\$41,077.00	71.02%
Vietnam Veterans of America Chapter 803	Northeastern Advertising (Morgan, William J)	6	Closing	\$14,450.00	\$5,057.50	\$0.00	35.00%
WXXI Public Broadcasting Council	Phone Bank Systems Inc	6	Interim	\$130,361.00	\$71,404.74	\$53,144.50	54.77%
Allegany County Deputy Sheriffs Association Inc	Event Marketing (Narde, James Edward)	7	Closing	\$54,910.00	\$20,865.80	\$0.00	38.00%
Badge and Shield Club Inc	Campaign Headquarters Inc	7	Interim	\$99,180.99	\$27,770.68	\$0.00	28.00%
Buffalo Philharmonic Orchestra Society Inc	Bennett Direct Inc	7	Closing	\$389,690.00	\$207,526.00	\$0.00	53.25%
Buffalo Police Benevolent Association Inc	Campaign Headquarters Inc	7	Closing	\$127,750.45	\$39,602.64	\$0.00	31.00%
Buffalo Police Benevolent Association Inc	Campaign Headquarters Inc	7	Closing	\$61,896.94	\$12,379.39	\$0.00	20.00%
Cattaraugus County Sheriff's Employees' Benevolent Association	Community Advertising Inc	7	Interim	\$66,920.00	\$23,422.00	\$0.00	35.00%
Cheektowaga Police Captains and Lieutenants Association Inc	Civic Partners Inc	7	Closing	\$28,160.00	\$8,448.00	\$0.00	30.00%
Depew Police Benevolent Association Inc	Spotlight Music Productions Inc	7	Closing	\$38,343.00	\$12,048.00	\$0.00	31.42%
Deputy Sheriffs' Association of Niagara County Inc	Campaign Headquarters Inc	7	Closing	\$188,185.00	\$37,637.00	\$0.00	20.00%
Erie County Association of Chiefs of Police Inc	Campaign Headquarters Inc	7	Closing	\$45,825.00	\$13,747.50	\$0.00	30.00%
Niagara Falls Police Club Inc	Spotlight Music Productions Inc	7	Interim	\$12,457.00	\$3,738.00	\$0.00	30.01%
Orleans County Deputy Sheriffs Association Inc	Spotlight Music Productions Inc	7	Interim	\$20,510.00	\$6,155.00	\$0.00	30.01%
Orleans County Deputy Sheriffs Association Inc	Spotlight Music Productions Inc	7	Closing	\$22,127.00	\$6,639.00	\$0.00	30.00%

TABLE 4: CHARITABLE ORGANIZATIONS - ALPHABETICAL ORDER WITHIN GEOGRAPHIC LOCATIONS

CHARITABLE ORGANIZATION	PROFESSIONAL FUND RAISER	GEO. AREA	RE-PORT TYPE	GROSS RECEIPTS	NET TO CHARITY	UNCOLLECTED PLEDGES	% TO CHARITY
Parents of Retarded Children Camp Fund Inc	Marketing Squad Inc	7	Interim	\$149,184.00	\$29,836.80	\$0.00	20.00%
Police Athletic League of Niagara Falls NY Inc	Campaign Headquarters Inc	7	Closing	\$29,203.50	\$5,840.70	\$0.00	20.00%
Police Captains & Lieutenants Association of Erie County Inc	Civic Partners Inc	7	Closing	\$63,789.00	\$19,000.00	\$0.00	29.79%
South Lockport Fire Company Inc	Spotlight Music Productions Inc	7	Interim	\$44,040.00	\$11,013.00	\$0.00	25.01%
Ten Lives Club Inc	Directele Inc	7	Interim	\$111,400.00	\$37,876.00	\$0.00	34.00%
Western New York Public Broadcasting Association	Phone Bank Systems Inc	7	Interim	\$105,190.74	\$50,284.06	\$7,930.76	47.80%
AAUW Action Fund Inc	Telefund Inc	8	Closing	\$111,502.00	\$40,851.92	\$1,162.00	36.64%
Alliance Defense Fund Inc	Strategic Direct Marketing	8	Closing	\$53,891.00	\$25,645.00	\$6,048.00	47.59%
Alliance Defense Fund Inc	Strategic Direct Marketing	8	Interim	\$181,391.00	\$32,553.00	\$67,486.00	17.95%
Alzheimers Disease and Related Disorders Association Inc	InfoCision Management Corporation	8	Closing	\$271,867.59	\$259,002.59	\$0.00	95.27%
American Association of Museums	DCM Inc	8	Closing	\$20,083.00	\$486.00	\$0.00	2.42%
American Association of State Troopers Inc	Safety Publications Inc	8	Closing	\$565,757.98	\$113,151.60	\$261,119.07	20.00%
American Association of University Women Inc	Gordon and Schwenkmeyer Inc	8	Closing	\$11,789.00	\$5,771.13	\$1,242.00	48.95%
American Association of University Women Inc	Gordon and Schwenkmeyer Inc	8	Interim	\$4,981.00	-\$2,840.71	\$11,209.00	-57.03%
American Children's Society Inc	Crown Management Systems LLC	8	Interim	\$9,540.67	\$1,526.51	\$0.00	16.00%
American Council of the Blind Inc	Integral Resources Inc	8	Interim	\$250,885.90	\$59,270.85	\$182,992.44	23.62%
American Diabetes Association Inc	InfoCision Management Corporation	8	Closing	\$596,705.70	\$302,031.50	\$0.00	50.62%
American Diabetes Association Inc	InfoCision Management Corporation	8	Closing	\$2,583,488.00	\$1,181,853.74	\$0.00	45.75%

TABLE 4: CHARITABLE ORGANIZATIONS - ALPHABETICAL ORDER WITHIN GEOGRAPHIC LOCATIONS

CHARITABLE ORGANIZATION	PROFESSIONAL FUND RAISER	GEO. AREA	RE-PORT TYPE	GROSS RECEIPTS	NET TO CHARITY	UNCOL-LECTED PLEDGES	% TO CHAR-ITY
American Federation of Police and Concerned Citizens Inc	Midwest Publishing-DN Inc	8	Interim	\$1,123,959.00	\$112,396.00	\$0.00	10.00%
American Heart Association Inc	InfoCision Management Corporation	8	Closing	\$938,109.01	\$511,654.47	\$0.00	54.54%
American Humane Association	Aria Communications Corporation	8	Closing	\$14,063.50	-\$11,139.51	\$0.00	-79.21%
American Institute for Cancer Research Inc	InfoCision Management Corporation	8	Closing	\$419,769.33	\$175,750.16	\$0.00	41.87%
American Institute for Cancer Research Inc	InfoCision Management Corporation	8	Closing	\$1,252,821.97	\$227,545.97	\$0.00	18.16%
American Israel Public Affairs Committee	Siegel Marketing Group Inc	8	Closing	\$222,437.00	\$137,738.18	\$121,956.00	61.92%
American Lebanese Syrian Associated Charities Inc	Echo Marketing Solutions Inc	8	Interim	\$492,416.55	-\$49,080.25	\$0.00	-9.97%
American Lebanese Syrian Associated Charities Inc	InfoCision Management Corporation	8	Interim	\$5,156,864.31	\$3,922,456.57	\$0.00	76.06%
American Lebanese Syrian Associated Charities Inc	MDS Communications Corporation	8	Interim	\$2,252,974.00	\$918,108.00	\$1,927,511.00	40.75%
American Leprosy Missions Inc	MDS Communications Corporation	8	Closing	\$286,641.00	\$186,809.00	\$81,247.00	65.17%
American Life League Inc	InfoCision Management Corporation	8	Closing	\$86,571.89	\$24,523.84	\$0.00	28.33%
American Lung Association Inc	InfoCision Management Corporation	8	Closing	\$742,633.78	\$489,009.12	\$0.00	65.85%
American Lung Association Inc	Strategic Direct Marketing	8	Closing	\$208,892.00	\$60,743.00	\$156,742.00	29.08%
American Lung Association Inc	Strategic Direct Marketing	8	Interim	\$371,580.00	\$465.00	\$263,274.00	0.13%
Americans for Fair Taxation	Capitol Resources Inc	8	Closing	\$153,345.65	\$84,265.42	\$152,239.00	54.95%
AmeriCares Foundation Inc	Donor Services Group LLC	8	Closing	\$2,955,693.32	\$2,658,011.04	\$55,851.00	89.93%
AOPA Foundation Inc	Telefund Inc	8	Closing	\$409,440.00	\$238,388.22	\$109,529.00	58.22%
Appalachian Mountain Club	Share Group Inc	8	Closing	\$182,559.00	\$65,759.00	\$0.00	36.02%

TABLE 4: CHARITABLE ORGANIZATIONS - ALPHABETICAL ORDER WITHIN GEOGRAPHIC LOCATIONS

CHARITABLE ORGANIZATION	PROFESSIONAL FUND RAISER	GEO. AREA	RE-PORT TYPE	GROSS RECEIPTS	NET TO CHARITY	UNCOLLECTED PLEDGES	% TO CHARITY
Arthritis Foundation Inc	MDS Communications Corporation	8	Closing	\$145,231.00	\$73,184.00	\$128,775.00	50.39%
Arthritis Foundation Inc	Public Interest Communications Inc	8	Closing	\$25,303.00	-\$2,830.00	\$15,307.00	-11.18%
Association for Firefighters and Paramedics Inc	Safety Publications Inc	8	Closing	\$137,383.39	\$13,738.34	\$31,704.00	10.00%
Autism Spectrum Disorder Foundation Inc	InfoCision Management Corporation	8	Interim	\$36,498.20	\$20,881.64	\$0.00	57.21%
Barnes Foundation	SD&A Teleservices Inc	8	Closing	\$13,235.00	\$1,925.75	\$0.00	14.55%
B'nai B'rith	Telefund Inc	8	Closing	\$134,895.18	\$51,483.68	\$51,379.82	38.17%
Boston Ballet Inc	DCM Inc	8	Closing	\$166,023.50	\$65,758.78	\$0.00	39.61%
Brady Campaign to Prevent Gun Violence	Gordon and Schwenkmeyer Inc	8	Closing	\$55,519.51	\$4,228.53	\$34,109.49	7.62%
Brady Campaign to Prevent Gun Violence	Public Interest Communications Inc	8	Closing	\$32,588.00	\$18,085.00	\$0.00	55.50%
Bread for the World Inc	Share Group Inc	8	Closing	\$131,124.00	-\$5,697.00	\$0.00	-4.34%
Breast Cancer Relief Foundation	Bee LC	8	Interim	\$232,758.00	\$23,685.00	\$91,975.22	10.18%
Breast Cancer Relief Foundation	Midwest Publishing-DN Inc	8	Closing	\$275,359.00	\$44,057.00	\$0.00	16.00%
Breast Cancer Society Inc	Associated Community Services Inc	8	Interim	\$13,172,958.57	\$5,927,831.08	\$0.00	45.00%
Cancer Fund of America Inc	Associated Community Services Inc	8	Interim	\$2,727,952.59	\$545,590.52	\$0.00	20.00%
Cancer Fund of America Inc	Bee LC	8	Interim	\$375,613.00	\$41,007.00	\$34,660.00	10.92%
Cancer Fund of America Inc	Insight Teleservices Inc	8	Interim	\$1,032,223.97	\$144,511.36	\$2,818,921.15	14.00%
Cancer Survivors' Fund	Midwest Publishing-DN Inc	8	Interim	\$898,436.00	\$89,844.00	\$0.00	10.00%
Caring For Our Children Foundation	Crown Management Systems LLC	8	Interim	\$37,961.26	\$6,073.80	\$0.00	16.00%

TABLE 4: CHARITABLE ORGANIZATIONS - ALPHABETICAL ORDER WITHIN GEOGRAPHIC LOCATIONS

CHARITABLE ORGANIZATION	PROFESSIONAL FUND RAISER	GEO. AREA	RE-PORT TYPE	GROSS RECEIPTS	NET TO CHARITY	UNCOLLECTED PLEDGES	% TO CHARITY
Caring For Our Children Foundation	Midwest Publishing-DN Inc	8	Interim	\$464,338.00	\$46,434.00	\$0.00	10.00%
Center for Biological Diversity Inc	Telefund Inc	8	Closing	\$7,097.00	\$2,796.11	\$6,019.00	39.40%
Center for Victims of Torture	Share Group Inc	8	Closing	\$23,245.00	-\$8,521.00	\$0.00	-36.66%
ChildFund International USA	InfoCision Management Corporation	8	Closing	\$3,117,038.70	\$2,863,781.44	\$0.00	91.88%
Children with Hair Loss Inc	Associated Community Services Inc	8	Interim	\$891,007.51	\$155,922.42	\$0.00	17.50%
Children's Cancer Fund of America	Associated Community Services Inc	8	Interim	\$4,312,581.93	\$862,516.39	\$0.00	20.00%
Children's Cancer Recovery Foundation	Contract Communications Inc	8	Interim	\$952,712.00	\$166,724.00	\$78,210.00	17.50%
Children's Cancer Recovery Foundation	Treasure State Development Corporation	8	Closing	\$15,701.00	\$10,205.65	\$0.00	65.00%
Children's Charity Fund Inc	Safety Publications Inc	8	Interim	\$91,766.99	\$16,059.22	\$42,354.00	17.50%
Children's Defense Fund	Public Interest Communications Inc	8	Closing	\$12,382.00	-\$7,148.00	\$0.00	-57.73%
Childrens Network International Inc	MDS Communications Corporation	8	Closing	\$14,698.00	-\$1,399.00	\$12,297.00	-9.52%
Children's Wish Foundation International Inc	Heritage Company Inc (The)	8	Closing	\$6,526,088.71	\$2,131,276.45	\$2,593,740.92	32.66%
Christian Advocates Serving Evangelism Inc	Donor Care Center Inc	8	Closing	\$978,889.98	-\$700,420.86	\$0.00	-71.55%
Christian Advocates Serving Evangelism Inc	InfoCision Management Corporation	8	Closing	\$7,627,828.09	\$1,023,958.19	\$0.00	13.42%
Christian Advocates Serving Evangelism Inc	MDS Communications Corporation	8	Closing	\$770,511.00	\$54,933.00	\$617,558.00	7.13%
Christian Appalachian Project Inc	Public Interest Communications Inc	8	Closing	\$595,069.00	\$462,404.00	\$0.00	77.71%
Citizens United	InfoCision Management Corporation	8	Interim	\$4,979,040.48	\$1,000,000.00	\$0.00	20.08%
Civil War Preservation Trust	Public Interest Communications Inc	8	Closing	\$81,487.00	\$25,010.00	\$65,934.00	30.69%

TABLE 4: CHARITABLE ORGANIZATIONS - ALPHABETICAL ORDER WITHIN GEOGRAPHIC LOCATIONS

CHARITABLE ORGANIZATION	PROFESSIONAL FUND RAISER	GEO. AREA	RE-PORT TYPE	GROSS RECEIPTS	NET TO CHARITY	UNCOLLECTED PLEDGES	% TO CHARITY
Colonial Williamsburg Foundation	GiveRight Inc	8	Closing	\$342,421.00	\$167,654.00	\$168,574.00	48.96%
Common Cause	Public Interest Communications Inc	8	Closing	\$141,961.00	\$40,488.00	\$22,976.00	28.52%
Concerned Women for America	InfoCision Management Corporation	8	Closing	\$1,865,571.38	\$712,905.09	\$0.00	38.21%
Concerned Women for America	MDS Communications Corporation	8	Closing	\$417,860.00	\$2,120.00	\$293,912.00	0.51%
Concerned Women for America Legislative Action Committee	InfoCision Management Corporation	8	Closing	\$468,432.71	\$0.00	\$0.00	0.00%
Cooperative for Assistance and Relief Everywhere Inc	Donor Services Group LLC	8	Closing	\$1,452,241.17	\$930,198.16	\$260,232.00	64.05%
Cooperative for Assistance and Relief Everywhere Inc	InfoCision Management Corporation	8	Closing	\$120,657.44	\$11,743.99	\$0.00	9.73%
Cooperative for Assistance and Relief Everywhere Inc	MDS Communications Corporation	8	Closing	\$2,637,437.00	\$1,560,365.00	\$970,136.00	59.16%
Cooperative for Assistance and Relief Everywhere Inc	Public Interest Communications Inc	8	Closing	\$111,715.00	\$74,203.00	\$0.00	66.42%
Cooperative for Assistance and Relief Everywhere Inc	Share Group Inc	8	Closing	\$117,254.00	\$83,143.00	\$0.00	70.91%
Cooperative for Assistance and Relief Everywhere Inc	Strategic Direct Marketing	8	Closing	\$129,543.00	-\$23,733.00	\$120,711.00	-18.32%
Cross International Inc	Donor Care Center Inc	8	Closing	\$282,578.62	\$153,390.43	\$52,657.00	54.28%
Declaration Alliance	Donor Care Center Inc	8	Closing	\$126,165.50	\$3,555.51	\$169,958.00	2.82%
Defeat Diabetes Foundation Inc	Campaign Center Inc (The)	8	Interim	\$148,322.98	\$25,854.68	\$0.00	17.43%
Defeat Diabetes Foundation Inc	Capital District Callers Inc	8	Interim	\$72,391.00	\$32,575.95	\$0.00	45.00%
Defenders of Wildlife Inc	Donor Services Group LLC	8	Closing	\$36,982.44	-\$3,883.90	\$28,706.56	-10.50%
Defenders of Wildlife Inc	Gordon and Schwenkmeyer Inc	8	Interim	\$66,028.08	\$2,634.83	\$83,168.00	3.99%
Defenders of Wildlife Inc	Gordon and Schwenkmeyer Inc	8	Closing	\$7,825.00	-\$2,827.45	\$75,343.00	-36.13%

TABLE 4: CHARITABLE ORGANIZATIONS - ALPHABETICAL ORDER WITHIN GEOGRAPHIC LOCATIONS

CHARITABLE ORGANIZATION	PROFESSIONAL FUND RAISER	GEO. AREA	RE-PORT TYPE	GROSS RECEIPTS	NET TO CHARITY	UNCOLLECTED PLEDGES	% TO CHARITY
Defenders of Wildlife Inc	Harris Direct	8	Closing	\$6,759.70	\$0.00	\$3,912.30	0.00%
Defenders of Wildlife Inc	Public Interest Communications Inc	8	Closing	\$804,808.00	-\$81,420.00	\$193,046.00	-10.12%
Defenders of Wildlife Inc	Share Group Inc	8	Closing	\$156,998.00	-\$41,102.00	\$0.00	-26.18%
Doris Day Animal League	Share Group Inc	8	Closing	\$54,446.00	-\$1,418.00	\$0.00	-2.60%
Ducks Unlimited Inc	Donor Care Center Inc	8	Closing	\$47,136.66	-\$5,123.80	\$31,109.20	-10.87%
Earthjustice	Donor Services Group LLC	8	Closing	\$40,656.00	-\$11,371.00	\$46,316.00	-27.97%
Earthjustice	Telefund Inc	8	Closing	\$236,666.00	\$117,069.45	\$47,016.00	49.47%
Earthjustice	Your Voice Media Inc	8	Closing	\$88,169.50	\$44,219.50	\$0.00	50.15%
Easter Seals Inc	InfoCision Management Corporation	8	Closing	\$884,913.42	\$178,875.66	\$0.00	20.21%
Easter Seals Inc	Tele-Response Center Inc	8	Closing	\$103,313.61	\$0.00	\$0.00	0.00%
Faith and Freedom Coalition Inc	InfoCision Management Corporation	8	Closing	\$499,302.79	\$70,000.00	\$0.00	14.02%
Faith and Freedom Coalition Inc	InfoCision Management Corporation	8	Closing	\$1,918,820.08	\$0.00	\$0.00	0.00%
Family Research Council Action	MDS Communications Corporation	8	Closing	\$181,142.00	\$24,505.00	\$141,309.00	13.53%
Family Research Council Inc	MDS Communications Corporation	8	Closing	\$476,600.00	-\$10,933.00	\$330,935.00	-2.29%
Feed the Children, Inc.	2Listen LLC	8	Interim	\$51,257.00	-\$117,781.23	\$136,526.00	-229.79%
Feeding America	Strategic Direct Marketing	8	Interim	\$155,526.00	\$96,897.00	\$42,109.00	62.30%
Firefighters Support Foundation Inc	Menacola Marketing Inc	8	Closing	\$72,717.00	\$10,908.00	\$89,517.00	15.00%
Firefighters Support Foundation Inc	Menacola Marketing Inc	8	Interim	\$175,632.00	\$26,344.80	\$222,526.00	15.00%

TABLE 4: CHARITABLE ORGANIZATIONS - ALPHABETICAL ORDER WITHIN GEOGRAPHIC LOCATIONS

CHARITABLE ORGANIZATION	PROFESSIONAL FUND RAISER	GEO. AREA	RE-PORT TYPE	GROSS RECEIPTS	NET TO CHARITY	UNCOL-LECTED PLEDGES	% TO CHAR-ITY
Firefighters Support Services Incorporated	Associated Community Services Inc	8	Interim	\$1,510,244.57	\$679,609.98	\$0.00	45.00%
Food for the Hungry Inc	Strategic Direct Marketing	8	Interim	\$342,456.00	\$173,841.00	\$115,013.00	50.76%
Food for the Hungry Inc	Strategic Direct Marketing	8	Closing	\$33,993.00	\$4,230.00	\$36,658.00	12.44%
Food for the Poor Inc	Strategic Direct Marketing	8	Closing	\$164,122.00	-\$1,978.00	\$162,911.00	-1.21%
Foundation Fighting Blindness Inc	Donor Services Group LLC	8	Closing	\$56,578.00	\$22,601.00	\$15,465.00	39.95%
Foundation for a Christian Civilization Inc	Donor Care Center Inc	8	Closing	\$86,213.00	-\$108,363.00	\$54,458.00	-125.69%
Foundation for American Veterans Inc	Associated Community Services Inc	8	Interim	\$7,977,540.99	\$3,589,893.28	\$0.00	45.00%
Foundation for National Progress	Gordon and Schwenkmeyer Inc	8	Interim	\$9,260.00	-\$1,722.96	\$11,690.00	-18.61%
Foundation for National Progress	Gordon and Schwenkmeyer Inc	8	Closing	\$3,119.00	-\$818.44	\$11,690.00	-26.24%
Foundation for National Progress	Telefund Inc	8	Closing	\$137,468.44	\$43,948.29	\$74,126.56	31.97%
Friends of the Orphans	SD&A Teleservices Inc	8	Closing	\$6,794.00	-\$3,480.00	\$0.00	-51.22%
Gain International	MDS Communications Corporation	8	Closing	\$69,285.00	\$49,844.00	\$19,441.00	71.94%
Galapagos Conservancy	Telefund Inc	8	Closing	\$35,742.00	\$14,973.30	\$14,788.00	41.89%
Gay & Lesbian Alliance Against Defamation Inc	SD&A Teleservices Inc	8	Interim	\$341,321.00	\$126,493.30	\$80,607.30	37.06%
Government Accountability Project Inc	Hudson Bay Company of Illinois Inc	8	Closing	\$31,145.00	\$9,424.75	\$14,666.00	30.26%
Government Accountability Project Inc	Hudson Bay Company of Illinois Inc	8	Interim	\$76,090.50	\$20,511.63	\$17,277.00	26.96%
Green America	SD&A Teleservices Inc	8	Closing	\$62,512.00	\$13,904.20	\$47,057.00	22.24%
Greenpeace Fund Inc	Donor Services Group LLC	8	Closing	\$3,000.00	\$1,896.00	\$6,875.00	63.20%

TABLE 4: CHARITABLE ORGANIZATIONS - ALPHABETICAL ORDER WITHIN GEOGRAPHIC LOCATIONS

CHARITABLE ORGANIZATION	PROFESSIONAL FUND RAISER	GEO. AREA	RE-PORT TYPE	GROSS RECEIPTS	NET TO CHARITY	UNCOLLECTED PLEDGES	% TO CHARITY
Greenpeace Inc	Donor Services Group LLC	8	Closing	\$1,272,686.00	\$868,279.51	\$0.00	68.22%
Greenpeace Inc	Public Interest Communications Inc	8	Closing	\$234,323.00	\$53,739.00	\$77,192.00	22.93%
Heart Support of America Inc	Bee LC	8	Interim	\$315,187.00	\$33,206.00	\$101,890.00	10.54%
Heifer Project International Inc	Donor Services Group LLC	8	Closing	\$1,514,816.88	\$1,010,639.18	\$0.00	66.72%
Heritage Foundation Inc (DC)	GiveRight Inc	8	Closing	\$5,182,396.00	\$3,190,870.73	\$1,523,126.00	61.57%
Holt International Children's Services Inc	MDS Communications Corporation	8	Closing	\$49,698.00	\$28,697.00	\$22,192.00	57.74%
Human Rights Campaign Inc	Donor Services Group LLC	8	Closing	\$705,790.00	\$300,383.94	\$384,780.00	42.56%
Human Rights Campaign Inc	Share Group Inc	8	Closing	\$745,520.00	\$339,599.00	\$0.00	45.55%
Human Rights Campaign Inc	Telefund Inc	8	Closing	\$493,533.50	-\$27,828.45	\$521,424.50	-5.64%
Humane Society Legislative Fund	Share Group Inc	8	Closing	\$26,658.00	-\$2,082.00	\$0.00	-7.81%
Humane Society of the United States Inc	Donor Services Group LLC	8	Interim	\$161,459.00	\$30,408.00	\$191,498.00	18.83%
Humane Society of the United States Inc	USA 800 Inc	8	Interim	\$48,714.10	\$17,283.74	\$0.00	35.48%
International Fellowship of Christians and Jews Inc	InfoCision Management Corporation	8	Closing	\$1,085,266.94	\$74,342.39	\$0.00	6.85%
International Fund for Animal Welfare Inc	Share Group Inc	8	Closing	\$45,297.00	\$7,127.00	\$0.00	15.73%
Jane Goodall Institute for Wildlife Research, Education and Conservation	Donor Services Group LLC	8	Closing	\$75,341.00	\$27,500.00	\$24,184.00	36.50%
Jane Goodall Institute for Wildlife Research, Education and Conservation	Gordon and Schwenkmeyer Inc	8	Interim	\$66,731.00	\$8,695.34	\$29,725.00	13.03%
Jane Goodall Institute for Wildlife Research, Education and Conservation	Public Interest Communications Inc	8	Closing	\$51,421.00	\$14,663.00	\$15,705.00	28.52%
Law Enforcement Education Program	Associated Community Services Inc	8	Interim	\$2,152,196.92	\$968,488.58	\$0.00	45.00%

TABLE 4: CHARITABLE ORGANIZATIONS - ALPHABETICAL ORDER WITHIN GEOGRAPHIC LOCATIONS

CHARITABLE ORGANIZATION	PROFESSIONAL FUND RAISER	GEO. AREA	RE-PORT TYPE	GROSS RECEIPTS	NET TO CHARITY	UNCOLLECTED PLEDGES	% TO CHARITY
League of Conservation Voters Inc	Gordon and Schwenkmeyer Inc	8	Closing	\$117,546.74	\$12,453.55	\$86,622.26	10.59%
League of Conservation Voters Inc	Integral Resources Inc	8	Interim	\$240,311.50	\$89,227.35	\$157,535.17	37.13%
League of Conservation Voters Inc	Public Interest Communications Inc	8	Closing	\$142,908.00	\$60,923.00	\$49,075.00	42.63%
League of Conservation Voters Inc	Telefund Inc	8	Closing	\$23,885.06	\$3,186.66	\$20,843.94	13.34%
League of Conservation Voters Inc	Your Voice Media Inc	8	Interim	\$22,283.00	\$3,049.50	\$0.00	13.69%
League of Women Voters Education Fund	Share Group Inc	8	Closing	\$17,655.00	\$14,488.00	\$0.00	82.06%
League of Women Voters of the United States	Gordon and Schwenkmeyer Inc	8	Closing	\$55,981.00	\$42,884.44	\$11,322.00	76.61%
League of Women Voters of the United States	Gordon and Schwenkmeyer Inc	8	Interim	\$103,032.00	\$43,951.72	\$66,303.00	42.66%
League of Women Voters of the United States	Share Group Inc	8	Closing	\$142,755.00	\$55,122.00	\$0.00	38.61%
Life Issues Institute Inc	MDS Communications Corporation	8	Closing	\$47,679.00	\$27,394.00	\$11,045.00	57.46%
Lupus Foundation of America Inc	Public Interest Communications Inc	8	Closing	\$595.00	-\$2,734.00	\$685.00	-459.50%
Lutheran World Relief Inc	MDS Communications Corporation	8	Closing	\$198,508.00	\$166,207.00	\$1,578.00	83.73%
Marine Corps Heritage Foundation	Harris Connect LLC	8	Closing	\$638,452.08	\$405,673.58	\$250,368.61	63.54%
Media Research Center Inc	InfoCision Management Corporation	8	Closing	\$11,137.75	\$0.00	\$0.00	0.00%
Medical Support Association Inc	Midwest Publishing-DN Inc	8	Interim	\$73,818.00	\$11,073.00	\$0.00	15.00%
Medical Support Association Inc	Midwest Publishing-DN Inc	8	Closing	\$17,528.00	\$2,629.00	\$0.00	15.00%
MedicAlert Foundation United States Inc	IDC Ltd	8	Closing	\$194,792.15	\$41,779.21	\$0.00	21.45%
Mercy Corps	Donor Services Group LLC	8	Closing	\$92,230.00	-\$27,894.67	\$123,407.00	-30.24%

TABLE 4: CHARITABLE ORGANIZATIONS - ALPHABETICAL ORDER WITHIN GEOGRAPHIC LOCATIONS

CHARITABLE ORGANIZATION	PROFESSIONAL FUND RAISER	GEO. AREA	RE-PORT TYPE	GROSS RECEIPTS	NET TO CHARITY	UNCOL-LECTED PLEDGES	% TO CHAR-ITY
Mercy Corps	Donor Services Group LLC	8	Interim	\$116,936.00	-\$85,780.00	\$324,764.00	-73.36%
Mercy Corps	MDS Communications Corporation	8	Closing	\$416,684.00	\$240,238.00	\$205,186.00	57.65%
Miracle Flights for Kids	Tele-Response Center Inc	8	Interim	\$628,951.51	\$299,200.84	\$0.00	47.57%
Morristown Memorial Health Foundation Inc	Share Group Inc	8	Closing	\$158,727.00	-\$34,077.00	\$0.00	-21.47%
Mothers Against Drunk Driving	DialAmerica Marketing Inc	8	Closing	\$916,485.91	-\$60,614.25	\$872,318.09	-6.61%
Mothers Against Drunk Driving	Heritage Company Inc (The)	8	Interim	\$180,500.21	\$90,250.11	\$0.00	50.00%
Mothers Against Drunk Driving	Heritage Company Inc (The)	8	Interim	\$2,911,538.29	\$1,041,493.06	\$0.00	35.77%
Mothers Against Drunk Driving	Public Interest Communications Inc	8	Closing	\$200,781.00	-\$2,389.00	\$120,893.00	-1.19%
Mothers Against Drunk Driving	Telefund Inc	8	Closing	\$16,236.00	-\$18,341.97	\$22,473.00	-112.97%
Multiple Sclerosis Association of America Inc	Heritage Company Inc (The)	8	Interim	\$1,935,008.73	\$1,110,452.94	\$67,234.00	57.39%
Multiple Sclerosis Association of America Inc	Strategic Direct Marketing	8	Interim	\$947,708.00	\$295,748.00	\$299,503.00	31.21%
Multiple Sclerosis Association of America Inc	Strategic Direct Marketing	8	Closing	\$163,060.00	\$35,005.00	\$87,641.00	21.47%
NARAL Pro-Choice America	Donor Services Group LLC	8	Closing	\$557,740.00	\$235,627.00	\$150,566.00	42.25%
NARAL Pro-Choice America	Gordon and Schwenkmeyer Inc	8	Interim	\$172,735.00	\$5,783.75	\$26,232.00	3.35%
NARAL Pro-Choice America	Harris Direct	8	Closing	\$51,728.00	-\$3,165.00	\$28,366.00	-6.12%
NARAL Pro-Choice America	Telefund Inc	8	Closing	\$332,003.75	\$115,597.12	\$187,672.25	34.82%
NARAL Pro-Choice America	Your Voice Media Inc	8	Closing	\$106,178.50	\$48,203.00	\$0.00	45.40%
NARAL Pro-Choice America	Your Voice Media Inc	8	Interim	\$103,588.00	\$12,266.00	\$0.00	11.84%

TABLE 4: CHARITABLE ORGANIZATIONS - ALPHABETICAL ORDER WITHIN GEOGRAPHIC LOCATIONS

CHARITABLE ORGANIZATION	PROFESSIONAL FUND RAISER	GEO. AREA	RE-PORT TYPE	GROSS RECEIPTS	NET TO CHARITY	UNCOL-LECTED PLEDGES	% TO CHAR-ITY
National Association for the Advancement of Colored People	Telefund Inc	8	Closing	\$184,425.00	\$83,484.40	\$147,000.00	45.27%
National Breast Cancer Coalition	Public Interest Communications Inc	8	Closing	\$2,133.00	-\$2,500.00	\$1,101.00	-117.21%
National Breast Cancer Coalition	Telefund Inc	8	Closing	\$22,829.00	\$10,222.30	\$3,813.00	44.78%
National Cancer Coalition Inc	Bee LC	8	Interim	\$324,447.00	\$41,399.00	\$156,734.00	12.76%
National Caregiving Foundation	Heritage Company Inc (The)	8	Interim	\$494,464.50	\$70,958.86	\$0.00	14.35%
National Children's Cancer Society Inc	Heritage Company Inc (The)	8	Interim	\$2,774,778.31	\$1,141,675.02	\$1,512,091.34	41.14%
National Committee to Preserve Social Security and Medicare	Heritage Company Inc (The)	8	Closing	\$1,181.00	\$0.00	\$3,173.00	0.00%
National Constitution Center	DCM Inc	8	Closing	\$70,297.00	-\$5,945.62	\$0.00	-8.46%
National FFA Foundation Inc	ComNet Marketing Group Inc	8	Closing	\$11,424.00	\$6,120.21	\$0.00	53.57%
National Gay and Lesbian Task Force Foundation	Telefund Inc	8	Closing	\$41,557.00	\$15,261.66	\$26,889.00	36.72%
National Museum of Women in the Arts Inc	SD&A Teleservices Inc	8	Closing	\$70,381.00	\$21,131.00	\$38,434.00	30.02%
National Narcotic Officers' Associations Coalition	Midwest Publishing-DN Inc	8	Interim	\$359,879.00	\$53,982.00	\$0.00	15.00%
National Organization for Women Inc	Telefund Inc	8	Closing	\$262,339.69	\$123,369.15	\$70,948.31	47.03%
National Parks Conservation Association	Donor Services Group LLC	8	Closing	\$354,329.00	\$52,587.60	\$129,574.00	14.84%
National Police Defense Foundation Inc	Menacola Marketing Inc	8	Interim	\$68,522.00	\$10,280.00	\$65,140.00	15.00%
National Rifle Association of America	InfoCision Management Corporation	8	Interim	\$25,534,202.00	\$8,743,566.00	\$0.00	34.24%
National Rifle Association of America	Strategic Direct Marketing	8	Interim	\$4,205,953.00	\$264,826.00	\$3,724,585.00	6.30%
National Rifle Association of America	Strategic Direct Marketing	8	Closing	\$2,334,087.00	\$70,852.00	\$2,475,172.00	3.04%

TABLE 4: CHARITABLE ORGANIZATIONS - ALPHABETICAL ORDER WITHIN GEOGRAPHIC LOCATIONS

CHARITABLE ORGANIZATION	PROFESSIONAL FUND RAISER	GEO. AREA	RE-PORT TYPE	GROSS RECEIPTS	NET TO CHARITY	UNCOL-LECTED PLEDGES	% TO CHAR-ITY
National Right to Life Committee Inc	Capitol Resources Inc	8	Closing	\$116,750.31	\$51,153.97	\$66,990.46	43.81%
National Right to Life Committee Inc	MDS Communications Corporation	8	Closing	\$1,379,781.00	\$586,810.00	\$594,220.00	42.53%
National Right to Life Committee Inc	RMG USA Inc	8	Interim	\$109,801.00	\$0.00	\$0.00	0.00%
National Right to Life Committee Inc	Strategic Direct Marketing	8	Interim	\$1,635,481.00	\$505,975.00	\$448,724.00	30.94%
National Right to Life Committee Inc	Strategic Direct Marketing	8	Closing	\$51,395.00	\$0.00	\$58,143.00	0.00%
National Trust for Historic Preservation in the United States	Donor Services Group LLC	8	Interim	\$719,966.49	\$439,617.64	\$145,630.00	61.06%
National Trust for Historic Preservation in the United States	Donor Services Group LLC	8	Closing	\$181,060.62	\$88,060.70	\$78,923.00	48.64%
National Veterans Foundation Inc	InfoCision Management Corporation	8	Closing	\$207,854.46	\$8,877.66	\$0.00	4.27%
National Veterans Services Fund Inc	Bee LC	8	Interim	\$360,934.00	\$37,400.00	\$82,025.00	10.36%
National Vietnam Veterans Foundation Inc	Midwest Publishing-DN Inc	8	Interim	\$517,009.00	\$56,871.00	\$0.00	11.00%
National Wildlife Federation	Donor Services Group LLC	8	Closing	\$313,102.57	-\$92,367.43	\$16,760.00	-29.50%
National Wildlife Federation	Harris Direct	8	Closing	\$107,947.80	-\$38,376.90	\$76,955.20	-35.55%
National Wildlife Federation	Share Group Inc	8	Closing	\$424,839.00	\$57,610.00	\$0.00	13.56%
Nature Conservancy Inc	Donor Services Group LLC	8	Interim	\$3,163,236.44	\$1,510,524.46	\$1,012,282.00	47.75%
New Jersey Symphony Orchestra	DCM Inc	8	Closing	\$120,137.00	\$51,342.74	\$0.00	42.74%
Northwestern University	RuffaloCODY LLC	8	Closing	\$92,870.00	\$55,857.50	\$0.00	60.15%
Operation Lookout National Center for Missing Youth	Contract Communications Inc	8	Interim	\$100,948.00	\$15,142.00	\$8,030.00	15.00%
Operation Lookout National Center for Missing Youth	Crown Management Systems LLC	8	Interim	\$56,779.84	\$9,084.77	\$0.00	16.00%

TABLE 4: CHARITABLE ORGANIZATIONS - ALPHABETICAL ORDER WITHIN GEOGRAPHIC LOCATIONS

CHARITABLE ORGANIZATION	PROFESSIONAL FUND RAISER	GEO. AREA	RE-PORT TYPE	GROSS RECEIPTS	NET TO CHARITY	UNCOL-LECTED PLEDGES	% TO CHAR-ITY
Operation Lookout National Center for Missing Youth	Insight Teleservices Inc	8	Closing	\$404,271.25	\$40,427.13	\$829,383.34	10.00%
Operation Lookout National Center for Missing Youth	Midwest Publishing-DN Inc	8	Interim	\$469,495.00	\$70,424.00	\$0.00	15.00%
Operation Smile Inc	Strategic Direct Marketing	8	Interim	\$466,836.00	\$183,339.00	\$392,004.00	39.27%
Optimal Medical Foundation Inc	Bee LC	8	Interim	\$233,470.00	\$24,739.00	\$107,496.00	10.60%
Organic Consumers Association	Hudson Bay Company of Illinois Inc	8	Interim	\$328,153.31	\$110,539.36	\$77,504.50	33.69%
Oxfam America Inc	Donor Services Group LLC	8	Closing	\$326,971.00	\$254,383.00	\$0.00	77.80%
Oxfam America Inc	Share Group Inc	8	Closing	\$759,225.00	\$448,792.00	\$0.00	59.11%
Oxfam America Inc	Telefund Inc	8	Closing	\$313,027.57	\$120,439.37	\$116,577.43	38.48%
Pacifica Foundation	ComNet Marketing Group Inc	8	Closing	\$37,000.00	\$729.84	\$0.00	1.97%
Paralyzed Veterans of America	Donor Care Center Inc	8	Closing	\$16,821.50	-\$27,248.14	\$19,235.00	-161.98%
People for the American Way	Share Group Inc	8	Closing	\$188,059.00	\$50,549.00	\$0.00	26.88%
People for the American Way	Telefund Inc	8	Closing	\$9,802.00	-\$2,868.81	\$7,140.00	-29.27%
People for the Ethical Treatment of Animals Inc	Donor Services Group LLC	8	Closing	\$341,272.00	\$73,319.59	\$547,325.00	21.48%
People for the Ethical Treatment of Animals Inc	Share Group Inc	8	Closing	\$103,671.00	\$43,084.00	\$0.00	41.56%
Phillips Collection	Donor Services Group LLC	8	Closing	\$7,312.00	\$884.00	\$9,335.00	12.09%
Physicians Committee for Responsible Medicine Inc	Donor Services Group LLC	8	Closing	\$37,221.00	\$6,429.91	\$17,991.00	17.27%
Physicians for Social Responsibility Inc	Outreach Associates Inc	8	Closing	\$14,120.00	\$73.00	\$0.00	0.52%
Planetary Society	Harris Direct	8	Interim	\$66,190.00	-\$773.90	\$27,362.00	-1.17%

TABLE 4: CHARITABLE ORGANIZATIONS - ALPHABETICAL ORDER WITHIN GEOGRAPHIC LOCATIONS

CHARITABLE ORGANIZATION	PROFESSIONAL FUND RAISER	GEO. AREA	RE-PORT TYPE	GROSS RECEIPTS	NET TO CHARITY	UNCOL-LECTED PLEDGES	% TO CHAR-ITY
Project Cure Inc	Bee LC	8	Interim	\$862,786.00	\$91,929.00	\$193,943.00	10.65%
Promenade Nationale Corporation	Heritage Company Inc (The)	8	Interim	\$95,554.00	\$26,409.72	\$73,142.00	27.64%
Public Citizen Foundation Inc	Public Interest Communications Inc	8	Closing	\$12,873.00	-\$22,907.00	\$7,566.00	-177.95%
Public Citizen Inc	Public Interest Communications Inc	8	Closing	\$38,894.00	\$4,761.00	\$26,009.00	12.24%
Religious Coalition for Reproductive Choice Inc	Outreach Associates Inc	8	Closing	\$34,162.00	\$8,219.00	\$0.00	24.06%
Roger Wyburn-Mason & Jack M Blount Foundation for Eradication of Rheumatoid Disease Inc	Bee LC	8	Interim	\$115,765.00	\$19,093.00	\$53,816.00	16.49%
Rutherford Institute	MDS Communications Corporation	8	Closing	\$48,902.00	\$15,274.00	\$15,363.00	31.23%
SADD Inc	Tele-Response Center Inc	8	Closing	\$603,878.08	\$400,000.00	\$0.00	66.24%
San Francisco Opera Association	DCM Inc	8	Closing	\$1,294,728.60	\$904,358.99	\$0.00	69.85%
San Francisco Opera Association	DCM Inc	8	Interim	\$745,647.48	\$491,559.92	\$0.00	65.92%
Save the Children Federation Inc	Donor Care Center Inc	8	Closing	\$229,185.70	\$1,999.82	\$0.00	0.87%
Servicemembers Legal Defense Network Inc	Public Interest Communications Inc	8	Closing	\$6,283.00	-\$5,319.00	\$8,282.00	-84.66%
Shiloh International Ministries	Gelmar Ltd	8	Closing	\$25,996.00	\$5,200.00	\$0.00	20.00%
Sierra Club	ComNet Marketing Group Inc	8	Closing	\$68,658.00	\$7,917.41	\$42,817.00	11.53%
Sierra Club	Donor Services Group LLC	8	Interim	\$977,777.06	\$454,000.14	\$6,009.41	46.43%
Sierra Club	Harris Direct	8	Closing	\$143,359.22	\$99,103.62	\$52,371.78	69.13%
Sierra Club	SD&A Teleservices Inc	8	Closing	\$639,037.38	\$345,439.65	\$0.00	54.06%
Sierra Club	Telefund Inc	8	Closing	\$1,111,442.78	\$828,477.11	\$0.00	74.54%

TABLE 4: CHARITABLE ORGANIZATIONS - ALPHABETICAL ORDER WITHIN GEOGRAPHIC LOCATIONS

CHARITABLE ORGANIZATION	PROFESSIONAL FUND RAISER	GEO. AREA	RE-PORT TYPE	GROSS RECEIPTS	NET TO CHARITY	UNCOL-LECTED PLEDGES	% TO CHAR-ITY
SOS Childrens Villages USA Inc	Public Interest Communications Inc	8	Closing	\$40,292.00	\$27,253.00	\$0.00	67.64%
Southern Poverty Law Center Inc	Harris Direct	8	Interim	\$263,433.36	\$89,921.29	\$24,509.00	34.13%
Southern Poverty Law Center Inc	Outreach Associates Inc	8	Closing	\$429,553.00	\$232,241.00	\$0.00	54.07%
Southern Poverty Law Center Inc	Telefund Inc	8	Closing	\$710,687.00	\$297,488.28	\$678,858.00	41.86%
Students for Life of America Inc	MDS Communications Corporation	8	Closing	\$107,203.00	\$45,860.00	\$36,793.00	42.78%
TelecomPioneers Charitable Foundation	InfoCision Management Corporation	8	Closing	\$12,989.00	\$8,313.41	\$0.00	64.00%
U S English Inc	InfoCision Management Corporation	8	Closing	\$299,364.88	\$93,102.36	\$0.00	31.10%
Union of Concerned Scientists Inc	Share Group Inc	8	Closing	\$134,696.00	-\$20,916.00	\$0.00	-15.53%
Unitarian Universalist Service Committee Inc	Share Group Inc	8	Closing	\$268,698.00	\$168,333.00	\$0.00	62.65%
United Farm Workers of America	Gordon and Schwenkmeyer Inc	8	Closing	\$339,747.08	\$168,618.24	\$53,935.92	49.63%
United States Association for United Nations High Commissioner for Refugees	Donor Services Group LLC	8	Closing	\$31,093.08	\$18,583.08	\$1,840.00	59.77%
United States Equestrian Team Foundation Inc	Harris Connect LLC	8	Closing	\$157,165.15	\$51,463.75	\$0.00	32.75%
United States Olympic Committee	Strategic Direct Marketing	8	Interim	\$301,971.00	\$168,931.00	\$91,608.00	55.94%
United States Olympic Committee	Strategic Direct Marketing	8	Closing	\$146,709.00	\$44,481.00	\$87,588.00	30.32%
United To End Genocide	Donor Services Group LLC	8	Closing	\$21,630.00	\$1,715.49	\$12,096.00	7.93%
United To End Genocide	Public Interest Communications Inc	8	Closing	\$68,012.00	\$10,886.00	\$3,418.00	16.01%
University of Colorado Foundation Inc	RuffaloCODY LLC	8	Interim	\$1,331,937.69	\$624,125.65	\$0.00	46.86%
University of Connecticut Foundation Inc	RuffaloCODY LLC	8	Interim	\$630,854.41	\$266,926.30	\$334,873.77	42.31%

TABLE 4: CHARITABLE ORGANIZATIONS - ALPHABETICAL ORDER WITHIN GEOGRAPHIC LOCATIONS

CHARITABLE ORGANIZATION	PROFESSIONAL FUND RAISER	GEO. AREA	RE-PORT TYPE	GROSS RECEIPTS	NET TO CHARITY	UNCOLLECTED PLEDGES	% TO CHARITY
US Citizens Association	InfoCision Management Corporation	8	Interim	\$135,991.00	\$0.00	\$0.00	0.00%
Vermont ETV Inc	ComNet Marketing Group Inc	8	Interim	\$35,794.20	\$17,993.42	\$0.00	50.27%
Vermont ETV Inc	Share Group Inc	8	Closing	\$153,959.00	\$33,880.00	\$0.00	22.01%
Veterans of Foreign Wars of the United States	MDS Communications Corporation	8	Closing	\$1,211,947.00	\$326,945.00	\$857,667.00	26.98%
VietNow National Headquarters Inc	Crown Management Systems LLC	8	Interim	\$39,231.00	\$5,884.65	\$0.00	15.00%
VietNow National Headquarters Inc	Menacola Marketing Inc	8	Interim	\$158,561.00	\$15,856.10	\$214,361.00	10.00%
Walk Thru the Bible Ministries	MDS Communications Corporation	8	Closing	\$57,719.00	\$12,510.00	\$27,291.00	21.67%
Wellstone Action	Share Group Inc	8	Closing	\$79,925.00	\$13,131.00	\$0.00	16.43%
Wilderness Society	ComNet Marketing Group Inc	8	Closing	\$65,454.70	\$11,216.20	\$0.00	17.14%
Wilderness Society	Gordon and Schwenkmeyer Inc	8	Interim	\$122,441.00	\$6,758.54	\$73,349.00	5.52%
Wilderness Society	Telefund Inc	8	Closing	\$13,488.00	-\$16,342.38	\$11,048.00	-121.16%
Wilderness Society	Your Voice Media Inc	8	Closing	\$68,348.00	\$6,443.50	\$0.00	9.43%
Wishing Well Foundation USA Inc	Contract Communications Inc	8	Interim	\$405,727.00	\$52,745.00	\$32,450.00	13.00%
Wishing Well Foundation USA Inc	J.E.K. Marketing Inc	8	Interim	\$180,900.00	\$36,180.00	\$0.00	20.00%
Woman to Woman Breast Cancer Foundation Inc	Menacola Marketing Inc	8	Interim	\$96,444.50	\$9,644.45	\$132,361.00	10.00%
Woman to Woman Breast Cancer Foundation Inc	Midwest Publishing-DN Inc	8	Interim	\$1,086,707.00	\$128,999.00	\$0.00	11.87%
Woman to Woman Breast Cancer Foundation Inc	Safety Publications Inc	8	Interim	\$56,499.17	\$7,344.89	\$13,038.00	13.00%
Women for Women International	Share Group Inc	8	Closing	\$28,373.00	\$14,562.00	\$0.00	51.32%

TABLE 4: CHARITABLE ORGANIZATIONS - ALPHABETICAL ORDER WITHIN GEOGRAPHIC LOCATIONS

CHARITABLE ORGANIZATION	PROFESSIONAL FUND RAISER	GEO. AREA	RE-PORT TYPE	GROSS RECEIPTS	NET TO CHARITY	UNCOLLECTED PLEDGES	% TO CHARITY
Women's Campaign Forum	Gordon and Schwenkmeyer Inc	8	Interim	\$6,940.00	\$1,887.37	\$3,578.00	27.20%
World Society for the Protection of Animals	Donor Care Center Inc	8	Closing	\$19,842.00	\$178.25	\$0.00	0.90%
World Wildlife Fund Inc	Donor Services Group LLC	8	Closing	\$168,741.00	\$16,336.49	\$153,793.00	9.68%
World Wildlife Fund Inc	Harris Direct	8	Interim	\$782,991.00	\$239,304.00	\$298,055.00	30.56%
World Wildlife Fund Inc	Public Interest Communications Inc	8	Closing	\$359,836.00	\$39,020.00	\$47,999.00	10.84%
Yosemite Foundation	Telefund Inc	8	Closing	\$27,173.75	-\$6,525.20	\$34,141.25	-24.01%
	TOTALS			\$249,088,649.12	\$92,004,863.03	\$50,741,839.48	36.94%

TABLE 5
Total Retained by Charity -
Aggregated By
Charitable Organization
2010 Telemarketing Campaigns

TABLE 5: TOTAL RETAINED BY CHARITY - AGGREGATED BY CHARITABLE ORGANIZATION

CHARITABLE ORGANIZATION	# OF CAMPAIGNS	GROSS RECEIPTS	NET TO CHARITY	UNCOLLECTED PLEDGES	% TO CHARITY
Alzheimers Disease and Related Disorders Association Inc	1	\$271,867.59	\$259,002.59	\$0.00	95.27%
ChildFund International USA	1	\$3,117,038.70	\$2,863,781.44	\$0.00	91.88%
AmeriCares Foundation Inc	1	\$2,955,693.32	\$2,658,011.04	\$55,851.00	89.93%
Rye Country Day School	1	\$57,030.00	\$48,067.00	\$6,410.00	84.28%
Lutheran World Relief Inc	1	\$198,508.00	\$166,207.00	\$1,578.00	83.73%
Syracuse Jewish Federation Inc	1	\$13,773.00	\$11,519.00	\$0.00	83.63%
League of Women Voters Education Fund	1	\$17,655.00	\$14,488.00	\$0.00	82.06%
Christian Appalachian Project Inc	1	\$595,069.00	\$462,404.00	\$0.00	77.71%
Leukemia and Lymphoma Society Inc	1	\$785,302.00	\$609,572.00	\$0.00	77.62%
American Civil Liberties Union Foundation Inc	1	\$398,759.00	\$308,118.00	\$136,891.00	77.27%
Association of the Graduates of the United States Military Academy	2	\$743,551.08	\$568,625.62	\$85,888.72	76.47%
Carnegie Hall Society Inc	1	\$1,410,013.00	\$1,034,256.76	\$101,351.00	73.35%
Philharmonic-Symphony Society of New York Inc	2	\$2,187,455.00	\$1,596,259.59	\$0.00	72.97%
Ballet Theatre Foundation Inc	1	\$747,899.82	\$543,728.71	\$0.00	72.70%
American Society for the Prevention of Cruelty to Animals	3	\$6,380,122.51	\$4,602,344.93	\$2,756,129.24	72.14%
New York Cares Inc	1	\$96,999.50	\$69,916.72	\$29,796.50	72.08%
Gain International	1	\$69,285.00	\$49,844.00	\$19,441.00	71.94%
Koby Mandell Foundation Inc	1	\$14,043.01	\$10,093.01	\$2,499.01	71.87%

T5 - 1

DATA OBTAINED FROM INTERIM AND CLOSING STATEMENTS FILED BY PROFESSIONAL FUND RAISERS

TABLE 5: TOTAL RETAINED BY CHARITY - AGGREGATED BY CHARITABLE ORGANIZATION

CHARITABLE ORGANIZATION	# OF CAMPAIGNS	GROSS RECEIPTS	NET TO CHARITY	UNCOLLECTED PLEDGES	% TO CHARITY
Habitat for Humanity New York City Inc	1	\$46,188.00	\$32,846.45	\$0.00	71.11%
Rochester Philharmonic Orchestra Inc	1	\$424,499.00	\$301,499.00	\$41,077.00	71.02%
San Francisco Opera Association	2	\$2,040,376.08	\$1,395,918.91	\$0.00	68.41%
SOS Childrens Villages USA Inc	1	\$40,292.00	\$27,253.00	\$0.00	67.64%
Mountain Lake Public Telecommunications Council Inc	1	\$22,998.00	\$15,465.12	\$0.00	67.25%
Heifer Project International Inc	1	\$1,514,816.88	\$1,010,639.18	\$0.00	66.72%
SADD Inc	1	\$603,878.08	\$400,000.00	\$0.00	66.24%
Columbia County Correction Officers Local #3828	1	\$7,271.00	\$4,807.00	\$0.00	66.11%
American Leprosy Missions Inc	1	\$286,641.00	\$186,809.00	\$81,247.00	65.17%
New York State Court Clerks Association	1	\$31,920.00	\$20,748.00	\$0.00	65.00%
Long Island Coalition for Life Inc	2	\$36,126.00	\$23,396.00	\$7,994.00	64.76%
Special Olympics New York Inc	1	\$740,260.20	\$474,892.71	\$170,189.48	64.15%
TelecomPioneers Charitable Foundation	1	\$12,989.00	\$8,313.41	\$0.00	64.00%
Marine Corps Heritage Foundation	1	\$638,452.08	\$405,673.58	\$250,368.61	63.54%
Greenpeace Fund Inc	1	\$3,000.00	\$1,896.00	\$6,875.00	63.20%
New York Botanical Garden	1	\$62,897.00	\$39,732.22	\$0.00	63.17%
WMHT Educational Telecommunications Inc	1	\$90,315.00	\$56,779.38	\$15,845.70	62.87%
Carnegie Hall Corporation	1	\$778,844.00	\$488,541.00	\$0.00	62.73%

TABLE 5: TOTAL RETAINED BY CHARITY - AGGREGATED BY CHARITABLE ORGANIZATION

CHARITABLE ORGANIZATION	# OF CAMPAIGNS	GROSS RECEIPTS	NET TO CHARITY	UNCOLLECTED PLEDGES	% TO CHARITY
Unitarian Universalist Service Committee Inc	1	\$268,698.00	\$168,333.00	\$0.00	62.65%
Feeding America	1	\$155,526.00	\$96,897.00	\$42,109.00	62.30%
American Israel Public Affairs Committee	1	\$222,437.00	\$137,738.18	\$121,956.00	61.92%
Medecins Sans Frontieres USA Inc	2	\$3,246,811.00	\$2,008,389.90	\$1,007,889.08	61.86%
New York Shakespeare Festival	3	\$710,101.50	\$437,455.53	\$60.00	61.60%
Heritage Foundation Inc (DC)	1	\$5,182,396.00	\$3,190,870.73	\$1,523,126.00	61.57%
Greenpeace Inc	2	\$1,507,009.00	\$922,018.51	\$77,192.00	61.18%
National Multiple Sclerosis Society	1	\$171,307.00	\$104,741.00	\$0.00	61.14%
New York State Tenants & Neighbors Information Service Inc	1	\$21,859.00	\$13,316.00	\$6,233.00	60.92%
New York State Tenants & Neighbors Coalition Inc	1	\$55,196.00	\$33,609.56	\$11,636.00	60.89%
American Lebanese Syrian Associated Charities Inc	3	\$7,902,254.86	\$4,791,484.32	\$1,927,511.00	60.63%
Northwestern University	1	\$92,870.00	\$55,857.50	\$0.00	60.15%
Food Pantries for the Capital District Inc	1	\$309,946.00	\$185,967.60	\$0.00	60.00%
United States Association for United Nations High Commissioner for Refugees	1	\$31,093.08	\$18,583.08	\$1,840.00	59.77%
Sierra Club	5	\$2,940,274.44	\$1,734,937.93	\$101,198.19	59.01%
New York City Ballet Inc	1	\$600,764.00	\$354,219.75	\$0.00	58.96%
Oxfam America Inc	3	\$1,399,223.57	\$823,614.37	\$116,577.43	58.86%
National Trust for Historic Preservation in the United States	2	\$901,027.11	\$527,678.34	\$224,553.00	58.56%

TABLE 5: TOTAL RETAINED BY CHARITY - AGGREGATED BY CHARITABLE ORGANIZATION

CHARITABLE ORGANIZATION	# OF CAMPAIGNS	GROSS RECEIPTS	NET TO CHARITY	UNCOLLECTED PLEDGES	% TO CHARITY
Foundation for AIDS Research	2	\$331,624.00	\$193,258.89	\$53,375.00	58.28%
AOPA Foundation Inc	1	\$409,440.00	\$238,388.22	\$109,529.00	58.22%
Holt International Children's Services Inc	1	\$49,698.00	\$28,697.00	\$22,192.00	57.74%
Cooperative for Assistance and Relief Everywhere Inc	6	\$4,568,847.61	\$2,635,920.15	\$1,351,079.00	57.69%
Life Issues Institute Inc	1	\$47,679.00	\$27,394.00	\$11,045.00	57.46%
Autism Spectrum Disorder Foundation Inc	1	\$36,498.20	\$20,881.64	\$0.00	57.21%
Adirondack Historical Association	1	\$45,255.00	\$25,742.60	\$0.00	56.88%
New York City Opera Inc	1	\$61,490.00	\$34,830.00	\$0.00	56.64%
Hunger Action Network of New York State	1	\$141,474.00	\$77,810.70	\$0.00	55.00%
Patrolman's Benevolent Association of Southampton Town Inc	2	\$91,395.00	\$50,267.25	\$0.00	55.00%
Americans for Fair Taxation	1	\$153,345.65	\$84,265.42	\$152,239.00	54.95%
WXXI Public Broadcasting Council	1	\$130,361.00	\$71,404.74	\$53,144.50	54.77%
American Heart Association Inc	1	\$938,109.01	\$511,654.47	\$0.00	54.54%
Cross International Inc	1	\$282,578.62	\$153,390.43	\$52,657.00	54.28%
Environmental Defense Fund Inc	2	\$468,266.01	\$253,110.49	\$50,467.19	54.05%
National FFA Foundation Inc	1	\$11,424.00	\$6,120.21	\$0.00	53.57%
Buffalo Philharmonic Orchestra Society Inc	1	\$389,690.00	\$207,526.00	\$0.00	53.25%
GLSEN Inc	1	\$50,729.77	\$26,606.08	\$15,584.23	52.45%

TABLE 5: TOTAL RETAINED BY CHARITY - AGGREGATED BY CHARITABLE ORGANIZATION

CHARITABLE ORGANIZATION	# OF CAMPAIGNS	GROSS RECEIPTS	NET TO CHARITY	UNCOLLECTED PLEDGES	% TO CHARITY
Women for Women International	1	\$28,373.00	\$14,562.00	\$0.00	51.32%
Amityville Fire Department	1	\$20,205.00	\$10,102.50	\$0.00	50.00%
Amityville Patrolmen's Benevolent Association Inc	1	\$35,790.00	\$17,895.00	\$0.00	50.00%
Broome County Sheriff's Law Enforcement Officers Association	1	\$30,562.50	\$15,281.25	\$0.00	50.00%
Captain William Dale O'Brien Detachment Marine Corps League	1	\$22,068.00	\$11,034.00	\$0.00	50.00%
Cornerstone Soup Kitchen & Food Pantry Inc	1	\$150,518.00	\$75,259.00	\$0.00	50.00%
Electric City Detachment Marine Corps League	1	\$21,470.00	\$10,735.00	\$0.00	50.00%
Freeport Police Benevolent Association	2	\$66,740.00	\$33,370.00	\$0.00	50.00%
Glen Cove City Police Benevolent Association Inc	1	\$32,460.00	\$16,230.00	\$0.00	50.00%
Northeast Mobile Search & Rescue Inc	1	\$62,973.00	\$31,486.50	\$0.00	50.00%
Police Benevolent Association of Elmira New York Inc	1	\$44,355.00	\$22,177.50	\$0.00	50.00%
Port Washington Police Athletic League Inc	1	\$20,358.00	\$10,179.00	\$0.00	50.00%
Port Washington Police Benevolent Association Inc	1	\$45,623.00	\$22,811.50	\$0.00	50.00%
Stop the Violence Inc	1	\$91,421.00	\$45,710.50	\$0.00	50.00%
Tompkins County Deputy Sheriffs' Association Inc	1	\$53,275.00	\$26,637.50	\$0.00	50.00%
Troy Detachment Marine Corps League Inc	1	\$22,068.00	\$11,034.00	\$0.00	50.00%
United Breast Cancer Foundation	1	\$186,666.00	\$93,333.00	\$0.00	50.00%
Waterford Emergency Team Inc	1	\$35,716.00	\$17,858.00	\$0.00	50.00%

TABLE 5: TOTAL RETAINED BY CHARITY - AGGREGATED BY CHARITABLE ORGANIZATION

CHARITABLE ORGANIZATION	# OF CAMPAIGNS	GROSS RECEIPTS	NET TO CHARITY	UNCOLLECTED PLEDGES	% TO CHARITY
New York Public Radio	1	\$205,829.22	\$102,659.12	\$86,309.37	49.88%
United Farm Workers of America	1	\$339,747.08	\$168,618.24	\$53,935.92	49.63%
Colonie Police Benevolent Association Inc	1	\$123,322.00	\$60,970.71	\$0.00	49.44%
Long Island Pythian Council	1	\$38,531.00	\$18,877.60	\$0.00	48.99%
Colonial Williamsburg Foundation	1	\$342,421.00	\$167,654.00	\$168,574.00	48.96%
National Organization for Women-New York State Inc	1	\$65,766.00	\$32,130.76	\$19,736.00	48.86%
Jazz at Lincoln Center Inc	1	\$207,153.05	\$100,441.41	\$0.00	48.49%
New York State Right to Life Committee Inc	1	\$152,333.00	\$73,012.00	\$71,605.00	47.93%
Gay Men's Health Crisis Inc	1	\$53,871.50	\$25,805.97	\$0.00	47.90%
Western New York Public Broadcasting Association	1	\$105,190.74	\$50,284.06	\$7,930.76	47.80%
AFS-USA Inc	1	\$106,713.00	\$51,003.00	\$0.00	47.79%
Nature Conservancy Inc	1	\$3,163,236.44	\$1,510,524.46	\$1,012,282.00	47.75%
Miracle Flights for Kids	1	\$628,951.51	\$299,200.84	\$0.00	47.57%
United States Olympic Committee	2	\$448,680.00	\$213,412.00	\$179,196.00	47.56%
Police Benevolent Association of Watkins Glen Inc	1	\$22,877.50	\$10,842.12	\$0.00	47.39%
Multiple Sclerosis Association of America Inc	3	\$3,045,776.73	\$1,441,205.94	\$454,378.00	47.32%
Food for the Hungry Inc	2	\$376,449.00	\$178,071.00	\$151,671.00	47.30%
League of Women Voters of the United States	3	\$301,768.00	\$141,958.16	\$77,625.00	47.04%

TABLE 5: TOTAL RETAINED BY CHARITY - AGGREGATED BY CHARITABLE ORGANIZATION

CHARITABLE ORGANIZATION	# OF CAMPAIGNS	GROSS RECEIPTS	NET TO CHARITY	UNCOLLECTED PLEDGES	% TO CHARITY
National Organization for Women Inc	1	\$262,339.69	\$123,369.15	\$70,948.31	47.03%
University of Colorado Foundation Inc	1	\$1,331,937.69	\$624,125.65	\$0.00	46.86%
American Diabetes Association Inc	2	\$3,180,193.70	\$1,483,885.24	\$0.00	46.66%
Planned Parenthood Action Fund Inc	4	\$258,925.87	\$120,801.63	\$65,201.99	46.65%
National Association for the Advancement of Colored People	1	\$184,425.00	\$83,484.40	\$147,000.00	45.27%
Breast Cancer Society Inc	1	\$13,172,958.57	\$5,927,831.08	\$0.00	45.00%
Deputies Association of the County of Steuben	1	\$63,855.00	\$28,734.75	\$0.00	45.00%
Firefighters Support Services Incorporated	1	\$1,510,244.57	\$679,609.98	\$0.00	45.00%
Foundation for American Veterans Inc	1	\$7,977,540.99	\$3,589,893.28	\$0.00	45.00%
Law Enforcement Education Program	1	\$2,152,196.92	\$968,488.58	\$0.00	45.00%
Crohn's & Colitis Foundation of America Inc	1	\$69,799.00	\$31,232.98	\$0.00	44.75%
Enlisted Association of the New York National Guard	1	\$31,557.00	\$13,977.22	\$0.00	44.29%
Southern Poverty Law Center Inc	3	\$1,403,673.36	\$619,650.57	\$703,367.00	44.14%
Putnam County Sheriff's Department Police Benevolent Association	1	\$44,343.00	\$19,510.92	\$0.00	44.00%
Croton Police Association Inc	1	\$39,139.00	\$17,092.93	\$0.00	43.67%
Students for Life of America Inc	1	\$107,203.00	\$45,860.00	\$36,793.00	42.78%
New Jersey Symphony Orchestra	1	\$120,137.00	\$51,342.74	\$0.00	42.74%
University of Connecticut Foundation Inc	1	\$630,854.41	\$266,926.30	\$334,873.77	42.31%

TABLE 5: TOTAL RETAINED BY CHARITY - AGGREGATED BY CHARITABLE ORGANIZATION

CHARITABLE ORGANIZATION	# OF CAMPAIGNS	GROSS RECEIPTS	NET TO CHARITY	UNCOLLECTED PLEDGES	% TO CHARITY
Cayuga County Deputy Sheriff's Benevolent Association	1	\$56,700.00	\$23,885.10	\$0.00	42.13%
Chemung County Deputy Sheriff's Association	1	\$68,445.00	\$28,746.90	\$0.00	42.00%
Galapagos Conservancy	1	\$35,742.00	\$14,973.30	\$14,788.00	41.89%
American Civil Liberties Union Inc	5	\$4,121,016.64	\$1,716,310.20	\$948,761.37	41.65%
New York Finger Lakes Region Police Officers Local #195 of the AFSCME AFL-CIO	1	\$61,795.00	\$25,718.00	\$0.00	41.62%
American Lung Association Inc	3	\$1,323,105.78	\$550,217.12	\$420,016.00	41.59%
Arthritis Foundation Inc	2	\$170,534.00	\$70,354.00	\$144,082.00	41.26%
National Children's Cancer Society Inc	1	\$2,774,778.31	\$1,141,675.02	\$1,512,091.34	41.14%
Earthjustice	3	\$365,491.50	\$149,917.95	\$93,332.00	41.02%
Ulster County Sheriff's Employees Association	1	\$37,291.00	\$15,000.00	\$0.00	40.22%
Aeneas McDonald Police Benevolent Association	1	\$29,095.00	\$11,638.00	\$0.00	40.00%
Elmira Heights Police Benevolent Association Inc	1	\$43,155.00	\$17,262.00	\$0.00	40.00%
Johnson City Police Association	1	\$20,397.50	\$8,159.00	\$0.00	40.00%
Police Benevolent Association of Binghamton New York Inc	1	\$30,047.50	\$12,019.00	\$0.00	40.00%
Police Benevolent Association of the City of White Plains Inc	1	\$67,524.00	\$27,009.60	\$60.00	40.00%
Southern Tier Canine Association Inc	1	\$15,055.00	\$6,022.00	\$0.00	40.00%
Suffolk County Police Memorial Fund Inc	1	\$132,141.00	\$52,856.40	\$0.00	40.00%
Foundation Fighting Blindness Inc	1	\$56,578.00	\$22,601.00	\$15,465.00	39.95%

TABLE 5: TOTAL RETAINED BY CHARITY - AGGREGATED BY CHARITABLE ORGANIZATION

CHARITABLE ORGANIZATION	# OF CAMPAIGNS	GROSS RECEIPTS	NET TO CHARITY	UNCOLLECTED PLEDGES	% TO CHARITY
Boston Ballet Inc	1	\$166,023.50	\$65,758.78	\$0.00	39.61%
Center for Biological Diversity Inc	1	\$7,097.00	\$2,796.11	\$6,019.00	39.40%
WSKG Public Telecommunications Council	1	\$2,443.35	\$961.79	\$0.00	39.36%
Operation Smile Inc	1	\$466,836.00	\$183,339.00	\$392,004.00	39.27%
Policemen's Benevolent Association of Westchester County Inc	1	\$70,110.00	\$27,342.90	\$0.00	39.00%
B'nai B'rith	1	\$134,895.18	\$51,483.68	\$51,379.82	38.17%
Allegany County Deputy Sheriffs Association Inc	1	\$54,910.00	\$20,865.80	\$0.00	38.00%
Crystal City Police Benevolent Association Inc	1	\$48,320.00	\$18,361.60	\$0.00	38.00%
Endicott Police Benevolent Association Inc	1	\$34,640.00	\$13,163.20	\$0.00	38.00%
Oneonta Police Benevolent Association	1	\$52,565.00	\$19,974.70	\$0.00	38.00%
Vestal Police Benevolent Association Inc	1	\$64,612.00	\$24,552.56	\$0.00	38.00%
NAACP Legal Defense and Educational Fund Inc	1	\$111,764.00	\$41,447.00	\$0.00	37.08%
Gay & Lesbian Alliance Against Defamation Inc	1	\$341,321.00	\$126,493.30	\$80,607.30	37.06%
Fulton Police Benevolent Association	1	\$23,415.00	\$8,663.55	\$0.00	37.00%
Putnam County Volunteer Fireman's Association Inc	1	\$56,783.00	\$21,009.71	\$0.00	37.00%
Anti-Defamation League	2	\$306,821.65	\$112,982.65	\$317,408.25	36.82%
Scarsdale Police Benevolent Association Inc	1	\$268,975.00	\$98,891.25	\$0.00	36.77%
National Gay and Lesbian Task Force Foundation	1	\$41,557.00	\$15,261.66	\$26,889.00	36.72%

TABLE 5: TOTAL RETAINED BY CHARITY - AGGREGATED BY CHARITABLE ORGANIZATION

CHARITABLE ORGANIZATION	# OF CAMPAIGNS	GROSS RECEIPTS	NET TO CHARITY	UNCOLLECTED PLEDGES	% TO CHARITY
AAUW Action Fund Inc	1	\$111,502.00	\$40,851.92	\$1,162.00	36.64%
Police Athletic League of Yonkers Foundation Inc	1	\$80,438.95	\$29,453.64	\$0.00	36.62%
Appalachian Mountain Club	1	\$182,559.00	\$65,759.00	\$0.00	36.02%
Delaware County Deputy Sheriff's Police Benevolent Association Inc	1	\$44,570.00	\$15,949.50	\$0.00	35.79%
New York State Historical Association	1	\$3,758.00	\$1,342.00	\$0.00	35.71%
Uniformed Firefighters Association of the City of Mount Vernon NY Inc	1	\$57,197.00	\$20,028.80	\$0.00	35.02%
Bath Police Benevolent Association	1	\$36,520.00	\$12,782.00	\$0.00	35.00%
Cattaraugus County Sheriff's Employees' Benevolent Association	1	\$66,920.00	\$23,422.00	\$0.00	35.00%
Chemung County Corrections Officers Local #3978	1	\$22,625.00	\$7,918.75	\$0.00	35.00%
Chemung County Emergency Protective Inc	1	\$3,370.00	\$1,179.50	\$0.00	35.00%
Chenango County Law Enforcement Association	1	\$44,540.00	\$15,589.00	\$0.00	35.00%
Correction Officers Benevolent Association of Rockland County Inc	1	\$49,421.00	\$17,297.35	\$0.00	35.00%
Eastchester Police Benevolent Association	1	\$26,070.00	\$9,124.50	\$0.00	35.00%
Eastchester Professional Firefighters Local 916	1	\$27,355.00	\$9,574.25	\$850.00	35.00%
Lake City Police Club	1	\$29,382.00	\$10,283.70	\$0.00	35.00%
Lake Mohegan Professional Fire Fighters Association Inc	1	\$26,835.00	\$9,392.25	\$1,335.00	35.00%
Otsego County Deputy Sheriffs Police Benevolent Association	1	\$51,840.00	\$18,144.00	\$0.00	35.00%
Owego Police Benevolent Association	1	\$36,455.00	\$12,759.25	\$0.00	35.00%

TABLE 5: TOTAL RETAINED BY CHARITY - AGGREGATED BY CHARITABLE ORGANIZATION

CHARITABLE ORGANIZATION	# OF CAMPAIGNS	GROSS RECEIPTS	NET TO CHARITY	UNCOLLECTED PLEDGES	% TO CHARITY
Police Association of the City of Yonkers Inc	1	\$124,452.00	\$43,558.20	\$100.00	35.00%
Rockland County Sheriffs Deputies Association Inc	1	\$94,186.00	\$32,965.10	\$0.00	35.00%
Spring Valley Policemens Benevolent Association	1	\$34,552.00	\$12,093.20	\$0.00	35.00%
Suffolk County Detective Investigators Police Benevolent Association	1	\$95,760.00	\$33,516.00	\$0.00	35.00%
Suffolk County Police Conference Inc	1	\$48,600.00	\$17,010.00	\$0.00	35.00%
Vietnam Veterans of America Chapter 803	1	\$14,450.00	\$5,057.50	\$0.00	35.00%
Planned Parenthood Federation of America Inc	8	\$2,506,099.98	\$871,803.09	\$1,159,951.79	34.79%
National Right to Life Committee Inc	5	\$3,293,208.31	\$1,143,938.97	\$1,168,077.46	34.74%
Yonkers Police Captains, Lieutenants & Sergeants Benevolent Association	1	\$120,172.00	\$41,051.60	\$0.00	34.16%
Lincoln Center for the Performing Arts Inc	1	\$37,720.00	\$12,826.86	\$0.00	34.01%
Ten Lives Club Inc	1	\$111,400.00	\$37,876.00	\$0.00	34.00%
Organic Consumers Association	1	\$328,153.31	\$110,539.36	\$77,504.50	33.69%
Syracuse Police Benevolent Association	1	\$104,645.00	\$34,533.00	\$0.00	33.00%
National Children Leukemia Foundation Inc	2	\$2,998,771.89	\$984,354.10	\$2,946,024.55	32.83%
United States Equestrian Team Foundation Inc	1	\$157,165.15	\$51,463.75	\$0.00	32.75%
Children's Wish Foundation International Inc	1	\$6,526,088.71	\$2,131,276.45	\$2,593,740.92	32.66%
New York Vietnam Veterans Foundation Inc	1	\$216,855.00	\$70,291.60	\$0.00	32.41%
Greenburgh Uniformed Firefighters Association Inc	2	\$84,395.00	\$27,006.40	\$3,790.00	32.00%

TABLE 5: TOTAL RETAINED BY CHARITY - AGGREGATED BY CHARITABLE ORGANIZATION

CHARITABLE ORGANIZATION	# OF CAMPAIGNS	GROSS RECEIPTS	NET TO CHARITY	UNCOLLECTED PLEDGES	% TO CHARITY
National Federation of the Blind of New York State Inc	1	\$108,488.00	\$34,716.16	\$0.00	32.00%
Uniformed Fire Fighters Association of the City of New Rochelle Inc	1	\$52,920.00	\$16,934.40	\$1,825.00	32.00%
North Shore Animal League America Inc	1	\$491,512.00	\$154,969.00	\$0.00	31.53%
Human Rights Campaign Inc	3	\$1,944,843.50	\$612,154.49	\$906,204.50	31.48%
Depew Police Benevolent Association Inc	1	\$38,343.00	\$12,048.00	\$0.00	31.42%
Suffolk County Police Athletic League Inc	2	\$239,035.44	\$74,936.00	\$0.00	31.35%
NYST Benefit Fund Inc	1	\$386,840.55	\$121,219.90	\$0.00	31.34%
Concerned Women for America	2	\$2,283,431.38	\$715,025.09	\$293,912.00	31.31%
NARAL Pro-Choice America	6	\$1,323,973.25	\$414,311.87	\$392,836.25	31.29%
Rutherford Institute	1	\$48,902.00	\$15,274.00	\$15,363.00	31.23%
U S English Inc	1	\$299,364.88	\$93,102.36	\$0.00	31.10%
Police Benevolent Association of Pleasantville New York Inc	1	\$32,180.00	\$9,975.80	\$615.00	31.00%
SUNY New Paltz Foundation Inc	1	\$99,498.75	\$30,804.75	\$0.00	30.96%
National Breast Cancer Coalition	2	\$24,962.00	\$7,722.30	\$4,914.00	30.94%
League of Conservation Voters Inc	5	\$546,934.30	\$168,840.06	\$314,076.37	30.87%
Civil War Preservation Trust	1	\$81,487.00	\$25,010.00	\$65,934.00	30.69%
National Museum of Women in the Arts Inc	1	\$70,381.00	\$21,131.00	\$38,434.00	30.02%
Niagara Falls Police Club Inc	1	\$12,457.00	\$3,738.00	\$0.00	30.01%

TABLE 5: TOTAL RETAINED BY CHARITY - AGGREGATED BY CHARITABLE ORGANIZATION

CHARITABLE ORGANIZATION	# OF CAMPAIGNS	GROSS RECEIPTS	NET TO CHARITY	UNCOLLECTED PLEDGES	% TO CHARITY
Orleans County Deputy Sheriffs Association Inc	2	\$42,637.00	\$12,794.00	\$0.00	30.01%
Ossining Police Athletic League	1	\$48,015.00	\$14,407.00	\$0.00	30.01%
Broome County Humane Society and Relief Association	1	\$27,475.00	\$8,242.50	\$0.00	30.00%
Cheektowaga Police Captains and Lieutenants Association Inc	1	\$28,160.00	\$8,448.00	\$0.00	30.00%
Erie County Association of Chiefs of Police Inc	1	\$45,825.00	\$13,747.50	\$0.00	30.00%
Lynbrook Police Benevolent Association Inc	1	\$16,860.00	\$5,058.00	\$0.00	30.00%
Orange County Deputy Sheriffs' Police Benevolent Association Inc	1	\$63,099.00	\$18,929.70	\$0.00	30.00%
Oswego County Lodge-NYS Lodge #1 of the Fraternal Order of Police	1	\$14,635.00	\$4,391.00	\$0.00	30.00%
Peekskill Police Association Inc	1	\$66,850.00	\$20,055.00	\$0.00	30.00%
Police Fresh Air Fund of Westchester County Inc	1	\$10,411.00	\$3,123.30	\$0.00	30.00%
Schenectady County Sheriffs Benevolent Association	1	\$25,245.00	\$7,573.60	\$0.00	30.00%
Suffolk County Deputy Sheriff's Benevolent Association	1	\$31,910.00	\$9,573.00	\$0.00	30.00%
Town of Newburgh Policemen's Benevolent Association	1	\$56,932.00	\$17,079.60	\$0.00	30.00%
Town Police Fraternity Inc	1	\$51,660.00	\$15,498.00	\$0.00	30.00%
Uniformed Court Officers Association of Suffolk County Inc	1	\$63,468.00	\$19,040.40	\$0.00	30.00%
Village of Hempstead Police Activity League Inc	1	\$61,379.00	\$18,413.70	\$0.00	30.00%
Sullivan County Patrolmens Benevolent Association	1	\$25,092.00	\$7,520.00	\$0.00	29.97%
Police Captains & Lieutenants Association of Erie County Inc	1	\$63,789.00	\$19,000.00	\$0.00	29.79%

TABLE 5: TOTAL RETAINED BY CHARITY - AGGREGATED BY CHARITABLE ORGANIZATION

CHARITABLE ORGANIZATION	# OF CAMPAIGNS	GROSS RECEIPTS	NET TO CHARITY	UNCOLLECTED PLEDGES	% TO CHARITY
Empire State College Foundation Inc	1	\$61,429.00	\$17,927.00	\$42,772.00	29.18%
Smile Train Inc	1	\$7,885.00	\$2,252.50	\$0.00	28.57%
Common Cause	1	\$141,961.00	\$40,488.00	\$22,976.00	28.52%
American Life League Inc	1	\$86,571.89	\$24,523.84	\$0.00	28.33%
National Rifle Association of America	3	\$32,074,242.00	\$9,079,244.00	\$6,199,757.00	28.31%
Badge and Shield Club Inc	1	\$99,180.99	\$27,770.68	\$0.00	28.00%
Haverstraw Police Athletic League Inc	1	\$37,909.00	\$10,614.52	\$0.00	28.00%
Government Accountability Project Inc	2	\$107,235.50	\$29,936.38	\$31,943.00	27.92%
Promenade Nationale Corporation	1	\$95,554.00	\$26,409.72	\$73,142.00	27.64%
Foundation for National Progress	3	\$149,847.44	\$41,406.89	\$97,506.56	27.63%
Buffalo Police Benevolent Association Inc	2	\$189,647.39	\$51,982.03	\$0.00	27.41%
Vermont ETV Inc	2	\$189,753.20	\$51,873.42	\$0.00	27.34%
Greece Police Gold Badge Club	2	\$100,903.00	\$27,500.00	\$0.00	27.25%
Women's Campaign Forum	1	\$6,940.00	\$1,887.37	\$3,578.00	27.20%
Empire State Association of the Deaf Inc	1	\$23,978.00	\$6,500.00	\$13,854.00	27.11%
Veterans of Foreign Wars of the United States	1	\$1,211,947.00	\$326,945.00	\$857,667.00	26.98%
Defeat Diabetes Foundation Inc	2	\$220,713.98	\$58,430.63	\$0.00	26.47%
Jane Goodall Institute for Wildlife Research, Education and Conservation	3	\$193,493.00	\$50,858.34	\$69,614.00	26.28%

TABLE 5: TOTAL RETAINED BY CHARITY - AGGREGATED BY CHARITABLE ORGANIZATION

CHARITABLE ORGANIZATION	# OF CAMPAIGNS	GROSS RECEIPTS	NET TO CHARITY	UNCOLLECTED PLEDGES	% TO CHARITY
Lambda Legal Defense & Education Fund Inc	1	\$67,677.00	\$17,780.00	\$0.00	26.27%
New York State Association of Chiefs of Police Inc	2	\$514,459.00	\$135,157.10	\$461,435.00	26.27%
People for the Ethical Treatment of Animals Inc	2	\$444,943.00	\$116,403.59	\$547,325.00	26.16%
Brady Campaign to Prevent Gun Violence	2	\$88,107.51	\$22,313.53	\$34,109.49	25.33%
Cyprus Temple of the A A O N M S of Albany New York	1	\$29,180.00	\$7,347.50	\$0.00	25.18%
Suffolk County Council Veterans of Foreign Wars of the United States Inc	1	\$71,484.00	\$17,882.15	\$0.00	25.02%
Oriental Temple AONMS	1	\$127,205.00	\$31,808.00	\$0.00	25.01%
South Lockport Fire Company Inc	1	\$44,040.00	\$11,013.00	\$0.00	25.01%
Glens Falls Police Benevolent Association	1	\$30,000.00	\$7,500.00	\$0.00	25.00%
Kiwanis Club of Rochester New York Inc	1	\$40,597.00	\$10,149.00	\$0.00	25.00%
Nassau County Detectives Law Enforcement Night Committee	1	\$117,118.00	\$29,279.50	\$0.00	25.00%
North Syracuse Police Benevolent Association	1	\$21,560.00	\$5,390.00	\$0.00	25.00%
Police Benevolent Association of Hempstead New York Inc	1	\$99,844.00	\$24,961.00	\$0.00	25.00%
Mothers Against Drunk Driving	5	\$4,225,541.41	\$1,050,397.95	\$1,015,684.09	24.86%
Alliance Defense Fund Inc	2	\$235,282.00	\$58,198.00	\$73,534.00	24.74%
American Institute for Cancer Research Inc	2	\$1,672,591.30	\$403,296.13	\$0.00	24.11%
People for the American Way	2	\$197,861.00	\$47,680.19	\$7,140.00	24.10%
Religious Coalition for Reproductive Choice Inc	1	\$34,162.00	\$8,219.00	\$0.00	24.06%

TABLE 5: TOTAL RETAINED BY CHARITY - AGGREGATED BY CHARITABLE ORGANIZATION

CHARITABLE ORGANIZATION	# OF CAMPAIGNS	GROSS RECEIPTS	NET TO CHARITY	UNCOLLECTED PLEDGES	% TO CHARITY
Amnesty International of the USA Inc	6	\$785,988.00	\$188,298.06	\$304,523.00	23.96%
American Council of the Blind Inc	1	\$250,885.90	\$59,270.85	\$182,992.44	23.62%
Long Island State Park Police Benevolent Association Inc	1	\$133,861.00	\$31,602.45	\$0.00	23.61%
United States Police Canine Association/Region #7	1	\$204,380.49	\$47,008.11	\$0.00	23.00%
Jefferson County Deputy Sheriff's Association Inc	1	\$43,724.00	\$10,000.00	\$0.00	22.87%
Huntington Long Island Detachment Marine Corps League	1	\$20,257.00	\$4,628.75	\$0.00	22.85%
Humane Society of the United States Inc	2	\$210,173.10	\$47,691.74	\$191,498.00	22.69%
World Wildlife Fund Inc	3	\$1,311,568.00	\$294,660.49	\$499,847.00	22.47%
Green America	1	\$62,512.00	\$13,904.20	\$47,057.00	22.24%
Village of Fishkill Police Benevolent Association	1	\$45,343.00	\$10,000.00	\$0.00	22.05%
AFSCME-Albany County Sheriff's Union Local #775	1	\$42,899.00	\$9,437.78	\$0.00	22.00%
Orange County K-9 Association Inc	1	\$92,734.00	\$20,401.48	\$0.00	22.00%
Walk Thru the Bible Ministries	1	\$57,719.00	\$12,510.00	\$27,291.00	21.67%
MedicAlert Foundation United States Inc	1	\$194,792.15	\$41,779.21	\$0.00	21.45%
New York and Presbyterian Hospital	1	\$479,603.00	\$100,073.00	\$236,399.00	20.87%
Police Conference of New York Inc	3	\$701,479.80	\$144,087.86	\$169,885.00	20.54%
Waterkeeper Alliance Inc	1	\$32,055.00	\$6,544.00	\$0.00	20.41%
Mercy Corps	3	\$625,850.00	\$126,563.33	\$653,357.00	20.22%

TABLE 5: TOTAL RETAINED BY CHARITY - AGGREGATED BY CHARITABLE ORGANIZATION

CHARITABLE ORGANIZATION	# OF CAMPAIGNS	GROSS RECEIPTS	NET TO CHARITY	UNCOLLECTED PLEDGES	% TO CHARITY
New York Law Enforcement Association Inc	1	\$80,518.00	\$16,213.96	\$0.00	20.14%
Citizens United	1	\$4,979,040.48	\$1,000,000.00	\$0.00	20.08%
Dutchess County Correction Officers Benevolent Association	2	\$141,846.00	\$28,385.60	\$0.00	20.01%
American Association of State Troopers Inc	1	\$565,757.98	\$113,151.60	\$261,119.07	20.00%
American Foundation for Disabled Children Inc	1	\$3,265.00	\$653.00	\$0.00	20.00%
Bi-County Helpline for Abuse Against Women and Children Inc	1	\$100,509.50	\$20,101.90	\$0.00	20.00%
Breast Cancer Funds for Research Inc	1	\$71,252.50	\$14,250.50	\$0.00	20.00%
Children's Cancer Fund of America	1	\$4,312,581.93	\$862,516.39	\$0.00	20.00%
Deputy Sheriffs' Association of Niagara County Inc	1	\$188,185.00	\$37,637.00	\$0.00	20.00%
Long Island Responds	1	\$185,509.50	\$37,101.90	\$0.00	20.00%
Manor Park Seniors Ltd	1	\$17,860.00	\$3,572.00	\$0.00	20.00%
Nassau County Council Veterans of Foreign Wars of the United States Inc	1	\$141,497.00	\$28,299.40	\$0.00	20.00%
Parents of Retarded Children Camp Fund Inc	1	\$149,184.00	\$29,836.80	\$0.00	20.00%
Police Athletic League of Niagara Falls NY Inc	1	\$29,203.50	\$5,840.70	\$0.00	20.00%
Shiloh International Ministries	1	\$25,996.00	\$5,200.00	\$0.00	20.00%
Suffolk County United Veterans Halfway House Project Inc	1	\$43,324.00	\$8,664.80	\$0.00	20.00%
Ulster County Volunteer Firemen's Association	1	\$43,915.00	\$8,783.00	\$0.00	20.00%
Watertown Police Benevolent Association	1	\$62,391.00	\$12,478.20	\$0.00	20.00%

TABLE 5: TOTAL RETAINED BY CHARITY - AGGREGATED BY CHARITABLE ORGANIZATION

CHARITABLE ORGANIZATION	# OF CAMPAIGNS	GROSS RECEIPTS	NET TO CHARITY	UNCOLLECTED PLEDGES	% TO CHARITY
Volunteer Firemens Convention Committee of Oneida County Inc	1	\$11,678.00	\$2,325.60	\$0.00	19.91%
New York State Association of PBA's Inc	2	\$316,418.86	\$61,987.92	\$0.00	19.59%
Town of Wallkill Volunteer Ambulance Corps Inc	1	\$30,992.50	\$6,000.00	\$0.00	19.36%
East End Detachment Marine Corps League Inc	1	\$44,157.00	\$8,507.25	\$0.00	19.27%
Children's Leukemia Research Association Inc	1	\$1,233,300.00	\$232,828.72	\$559,117.00	18.88%
Children's Cancer Recovery Foundation	2	\$968,413.00	\$176,929.65	\$78,210.00	18.27%
Suffolk County Detachment Marine Corps League	1	\$131,779.50	\$23,882.40	\$0.00	18.12%
Easter Seals Inc	2	\$988,227.03	\$178,875.66	\$0.00	18.10%
Coalition Against Breast Cancer Inc	2	\$703,855.58	\$126,297.29	\$0.00	17.94%
United States Fund for UNICEF	3	\$1,128,253.00	\$200,300.76	\$141,754.00	17.75%
Cancer Fund of America Inc	3	\$4,135,789.56	\$731,108.88	\$2,853,581.15	17.68%
Children with Hair Loss Inc	1	\$891,007.51	\$155,922.42	\$0.00	17.50%
Children's Charity Fund Inc	1	\$91,766.99	\$16,059.22	\$42,354.00	17.50%
American Association of University Women Inc	2	\$16,770.00	\$2,930.42	\$12,451.00	17.47%
Physicians Committee for Responsible Medicine Inc	1	\$37,221.00	\$6,429.91	\$17,991.00	17.27%
New York State Deputies Association Inc	1	\$100,202.00	\$17,034.00	\$0.00	17.00%
Department of New York Veterans of Foreign Wars of the United States Inc	2	\$747,916.66	\$126,869.26	\$75,663.00	16.96%
Roger Wyburn-Mason & Jack M Blount Foundation for Eradication of Rheumatoid Disease Inc	1	\$115,765.00	\$19,093.00	\$53,816.00	16.49%

TABLE 5: TOTAL RETAINED BY CHARITY - AGGREGATED BY CHARITABLE ORGANIZATION

CHARITABLE ORGANIZATION	# OF CAMPAIGNS	GROSS RECEIPTS	NET TO CHARITY	UNCOLLECTED PLEDGES	% TO CHARITY
Wellstone Action	1	\$79,925.00	\$13,131.00	\$0.00	16.43%
Jewish National Fund (Keren Kayemeth LeIsrael) Inc	1	\$58,294.10	\$9,331.10	\$0.00	16.01%
American Children's Society Inc	1	\$9,540.67	\$1,526.51	\$0.00	16.00%
International Fund for Animal Welfare Inc	1	\$45,297.00	\$7,127.00	\$0.00	15.73%
Wishing Well Foundation USA Inc	2	\$586,627.00	\$88,925.00	\$32,450.00	15.16%
Firefighters Support Foundation Inc	2	\$248,349.00	\$37,252.80	\$312,043.00	15.00%
Medical Support Association Inc	2	\$91,346.00	\$13,702.00	\$0.00	15.00%
National Narcotic Officers' Associations Coalition	1	\$359,879.00	\$53,982.00	\$0.00	15.00%
National Police Defense Foundation Inc	1	\$68,522.00	\$10,280.00	\$65,140.00	15.00%
New York State Union of Police Associations Inc	1	\$22,073.40	\$3,311.01	\$28,703.00	15.00%
NYS Park Police PBA Inc	1	\$215,798.00	\$32,369.00	\$0.00	15.00%
Police Officer Defense Fund of New York State Inc	1	\$44,912.00	\$6,736.79	\$11,821.00	15.00%
National Parks Conservation Association	1	\$354,329.00	\$52,587.60	\$129,574.00	14.84%
Barnes Foundation	1	\$13,235.00	\$1,925.75	\$0.00	14.55%
Brooklyn College Foundation Inc	1	\$107,150.00	\$15,570.00	\$75,717.00	14.53%
National Caregiving Foundation	1	\$494,464.50	\$70,958.86	\$0.00	14.35%
Firefighters Charitable Foundation Inc	2	\$998,725.00	\$141,114.20	\$85,346.00	14.13%
United To End Genocide	2	\$89,642.00	\$12,601.49	\$15,514.00	14.06%

TABLE 5: TOTAL RETAINED BY CHARITY - AGGREGATED BY CHARITABLE ORGANIZATION

CHARITABLE ORGANIZATION	# OF CAMPAIGNS	GROSS RECEIPTS	NET TO CHARITY	UNCOLLECTED PLEDGES	% TO CHARITY
Family Research Council Action	1	\$181,142.00	\$24,505.00	\$141,309.00	13.53%
Breast Cancer Relief Foundation	2	\$508,117.00	\$67,742.00	\$91,975.22	13.33%
Operation Lookout National Center for Missing Youth	4	\$1,031,494.09	\$135,077.90	\$837,413.34	13.10%
National Cancer Coalition Inc	1	\$324,447.00	\$41,399.00	\$156,734.00	12.76%
Dutchess Community College Foundation Inc	1	\$22,613.00	\$2,772.00	\$7,830.00	12.26%
Public Citizen Inc	1	\$38,894.00	\$4,761.00	\$26,009.00	12.24%
Phillips Collection	1	\$7,312.00	\$884.00	\$9,335.00	12.09%
Woman to Woman Breast Cancer Foundation Inc	3	\$1,239,650.67	\$145,988.34	\$145,399.00	11.78%
Westchester County Correction Officers Benevolent Association Inc	1	\$12,185.00	\$1,413.00	\$0.00	11.60%
National Vietnam Veterans Foundation Inc	1	\$517,009.00	\$56,871.00	\$0.00	11.00%
VietNow National Headquarters Inc	2	\$197,792.00	\$21,740.75	\$214,361.00	10.99%
Project Cure Inc	1	\$862,786.00	\$91,929.00	\$193,943.00	10.65%
Optimal Medical Foundation Inc	1	\$233,470.00	\$24,739.00	\$107,496.00	10.60%
Heart Support of America Inc	1	\$315,187.00	\$33,206.00	\$101,890.00	10.54%
Caring For Our Children Foundation	2	\$502,299.26	\$52,507.80	\$0.00	10.45%
National Veterans Services Fund Inc	1	\$360,934.00	\$37,400.00	\$82,025.00	10.36%
American Federation of Police and Concerned Citizens Inc	1	\$1,123,959.00	\$112,396.00	\$0.00	10.00%
Association for Firefighters and Paramedics Inc	1	\$137,383.39	\$13,738.34	\$31,704.00	10.00%

TABLE 5: TOTAL RETAINED BY CHARITY - AGGREGATED BY CHARITABLE ORGANIZATION

CHARITABLE ORGANIZATION	# OF CAMPAIGNS	GROSS RECEIPTS	NET TO CHARITY	UNCOLLECTED PLEDGES	% TO CHARITY
Cancer Survivors' Fund	1	\$898,436.00	\$89,844.00	\$0.00	10.00%
International Fellowship of Christians and Jews Inc	1	\$1,085,266.94	\$74,342.39	\$0.00	6.85%
National Veterans Foundation Inc	1	\$207,854.46	\$8,877.66	\$0.00	4.27%
Christian Advocates Serving Evangelism Inc	3	\$9,377,229.07	\$378,470.33	\$617,558.00	4.04%
New York AMVETS Inc	2	\$812,177.24	\$30,000.00	\$141,894.00	3.69%
Wilderness Society	4	\$269,731.70	\$8,075.86	\$84,397.00	2.99%
Natural Resources Defense Council Inc	3	\$1,260,511.05	\$36,824.46	\$523,033.95	2.92%
Faith and Freedom Coalition Inc	2	\$2,418,122.87	\$70,000.00	\$0.00	2.89%
Declaration Alliance	1	\$126,165.50	\$3,555.51	\$169,958.00	2.82%
International Rescue Committee Inc	2	\$218,338.92	\$6,086.26	\$82,840.08	2.79%
American Association of Museums	1	\$20,083.00	\$486.00	\$0.00	2.42%
Pacifica Foundation	1	\$37,000.00	\$729.84	\$0.00	1.97%
World Society for the Protection of Animals	1	\$19,842.00	\$178.25	\$0.00	0.90%
Save the Children Federation Inc	1	\$229,185.70	\$1,999.82	\$0.00	0.87%
Physicians for Social Responsibility Inc	1	\$14,120.00	\$73.00	\$0.00	0.52%
Concerned Women for America Legislative Action Committee	1	\$468,432.71	\$0.00	\$0.00	0.00%
Media Research Center Inc	1	\$11,137.75	\$0.00	\$0.00	0.00%
National Committee to Preserve Social Security and Medicare	1	\$1,181.00	\$0.00	\$3,173.00	0.00%

TABLE 5: TOTAL RETAINED BY CHARITY - AGGREGATED BY CHARITABLE ORGANIZATION

CHARITABLE ORGANIZATION	# OF CAMPAIGNS	GROSS RECEIPTS	NET TO CHARITY	UNCOLLECTED PLEDGES	% TO CHARITY
US Citizens Association	1	\$135,991.00	\$0.00	\$0.00	0.00%
Planetary Society	1	\$66,190.00	-\$773.90	\$27,362.00	-1.17%
Food for the Poor Inc	1	\$164,122.00	-\$1,978.00	\$162,911.00	-1.21%
Family Research Council Inc	1	\$476,600.00	-\$10,933.00	\$330,935.00	-2.29%
Fund for Animals Inc	1	\$28,387.00	-\$678.00	\$0.00	-2.39%
Doris Day Animal League	1	\$54,446.00	-\$1,418.00	\$0.00	-2.60%
Bread for the World Inc	1	\$131,124.00	-\$5,697.00	\$0.00	-4.34%
Humane Society Legislative Fund	1	\$26,658.00	-\$2,082.00	\$0.00	-7.81%
National Constitution Center	1	\$70,297.00	-\$5,945.62	\$0.00	-8.46%
National Wildlife Federation	3	\$845,889.37	-\$73,134.33	\$93,715.20	-8.65%
Childrens Network International Inc	1	\$14,698.00	-\$1,399.00	\$12,297.00	-9.52%
Ducks Unlimited Inc	1	\$47,136.66	-\$5,123.80	\$31,109.20	-10.87%
Defenders of Wildlife Inc	6	\$1,079,401.22	-\$126,598.52	\$384,175.86	-11.73%
Union of Concerned Scientists Inc	1	\$134,696.00	-\$20,916.00	\$0.00	-15.53%
Brooklyn Institute of Arts and Sciences	1	\$50,020.00	-\$8,524.96	\$0.00	-17.04%
Morristown Memorial Health Foundation Inc	1	\$158,727.00	-\$34,077.00	\$0.00	-21.47%
Yosemite Foundation	1	\$27,173.75	-\$6,525.20	\$34,141.25	-24.01%
Foundation of Hudson Valley Hospital Center Inc	1	\$157,764.07	-\$42,732.13	\$124,652.66	-27.09%

TABLE 5: TOTAL RETAINED BY CHARITY - AGGREGATED BY CHARITABLE ORGANIZATION

CHARITABLE ORGANIZATION	# OF CAMPAIGNS	GROSS RECEIPTS	NET TO CHARITY	UNCOLLECTED PLEDGES	% TO CHARITY
Center for Victims of Torture	1	\$23,245.00	-\$8,521.00	\$0.00	-36.66%
Memorial Sloan Kettering Cancer Center	1	\$286,450.00	-\$138,152.60	\$278,439.00	-48.23%
Friends of the Orphans	1	\$6,794.00	-\$3,480.00	\$0.00	-51.22%
March of Dimes Foundation	2	\$1,706,080.85	-\$952,295.53	\$0.00	-55.82%
Children's Defense Fund	1	\$12,382.00	-\$7,148.00	\$0.00	-57.73%
American Humane Association	1	\$14,063.50	-\$11,139.51	\$0.00	-79.21%
Rochester General Hospital Foundation Inc	1	\$124,950.00	-\$100,255.02	\$93,377.50	-80.24%
Servicemembers Legal Defense Network Inc	1	\$6,283.00	-\$5,319.00	\$8,282.00	-84.66%
Abraham Fund Inc	1	\$573.00	-\$680.05	\$199.00	-118.68%
Foundation for a Christian Civilization Inc	1	\$86,213.00	-\$108,363.00	\$54,458.00	-125.69%
Paralyzed Veterans of America	1	\$16,821.50	-\$27,248.14	\$19,235.00	-161.98%
Public Citizen Foundation Inc	1	\$12,873.00	-\$22,907.00	\$7,566.00	-177.95%
Feed the Children, Inc.	1	\$51,257.00	-\$117,781.23	\$136,526.00	-229.79%
One Israel Fund Ltd	1	\$1,013.00	-\$4,627.33	\$639.00	-456.79%
Lupus Foundation of America Inc	1	\$595.00	-\$2,734.00	\$685.00	-459.50%
TOTALS	564	\$249,088,649.12	\$92,004,863.03	\$50,741,839.48	36.94%

TABLE 6
Total Retained by Charity -
Aggregated By
Professional Fund Raiser
2010 Telemarketing Campaigns

TABLE 6: TOTAL RETAINED BY CHARITY - AGGREGATED BY PROFESSIONAL FUND RAISER

PROFESSIONAL FUND RAISER	# OF CAMPAIGNS	GROSS RECEIPTS	NET TO CHARITY	UNCOLLECTED PLEDGES	% TO CHARITY
Green Point Call Center Services Inc	2	\$27,816.01	\$21,612.01	\$2,499.01	77.70%
Strategic Communications Inc	1	\$46,188.00	\$32,846.45	\$0.00	71.11%
DCM Inc	14	\$6,279,880.95	\$4,148,010.95	\$0.00	66.05%
Luxcore Ltd	1	\$31,920.00	\$20,748.00	\$0.00	65.00%
Treasure State Development Corporation	1	\$15,701.00	\$10,205.65	\$0.00	65.00%
Artsmarketing Services Inc	2	\$840,334.00	\$523,371.00	\$0.00	62.28%
Bennett Direct Inc	3	\$859,444.00	\$534,767.60	\$41,077.00	62.22%
GiveRight Inc	2	\$5,524,817.00	\$3,358,524.73	\$1,691,700.00	60.79%
SD&A Teleservices Inc	11	\$3,364,160.38	\$2,018,121.81	\$335,898.30	59.99%
Siegel Marketing Group Inc	3	\$224,023.00	\$132,430.80	\$122,794.00	59.11%
Haines & Company Inc	1	\$871,969.00	\$502,507.00	\$0.00	57.63%
Harris Connect LLC	2	\$795,617.23	\$457,137.33	\$250,368.61	57.46%
Donor Services Group LLC	34	\$21,621,967.82	\$12,398,135.45	\$4,790,436.97	57.34%
Tele-Response Center Inc	3	\$1,336,143.20	\$699,200.84	\$0.00	52.33%
Phone Bank Systems Inc	2	\$235,551.74	\$121,688.80	\$61,075.26	51.66%
Capital District Callers Inc	12	\$1,225,199.00	\$627,520.41	\$0.00	51.22%
Capitol Resources Inc	2	\$270,095.96	\$135,419.39	\$219,229.46	50.14%
Nordel Publishing Inc	1	\$123,322.00	\$60,970.71	\$0.00	49.44%

T6 - 1**DATA OBTAINED FROM INTERIM AND CLOSING STATEMENTS FILED BY PROFESSIONAL FUND RAISERS**

TABLE 6: TOTAL RETAINED BY CHARITY - AGGREGATED BY PROFESSIONAL FUND RAISER

PROFESSIONAL FUND RAISER	# OF CAMPAIGNS	GROSS RECEIPTS	NET TO CHARITY	UNCOLLECTED PLEDGES	% TO CHARITY
Harris Direct	10	\$5,398,463.71	\$2,659,974.64	\$1,731,650.65	49.27%
Leal Associates Inc	1	\$38,531.00	\$18,877.60	\$0.00	48.99%
Telefund Inc	34	\$11,521,495.73	\$5,574,295.74	\$6,776,266.13	48.38%
IDC Ltd	4	\$1,063,293.23	\$510,149.81	\$179,266.22	47.98%
Tan Productions Inc	12	\$456,549.00	\$206,478.65	\$0.00	45.23%
Aria Communications Corporation	8	\$401,788.19	\$181,695.31	\$114,107.81	45.22%
RuffaloCODY LLC	4	\$2,162,812.10	\$962,479.45	\$410,590.77	44.50%
Northeastern Advertising (Morgan, William J)	10	\$232,835.00	\$100,294.62	\$0.00	43.08%
Lester Inc	4	\$240,570.75	\$99,570.75	\$57,012.00	41.39%
Community Services Inc	3	\$140,265.00	\$57,613.56	\$0.00	41.07%
Outreach Associates Inc	4	\$969,347.00	\$395,502.00	\$0.00	40.80%
MDS Communications Corporation	22	\$10,958,959.00	\$4,403,879.00	\$6,374,055.00	40.19%
Event Marketing (Narde, James Edward)	10	\$507,347.00	\$201,088.76	\$0.00	39.64%
Associated Community Services Inc	9	\$34,529,466.10	\$13,584,207.81	\$0.00	39.34%
Heritage Company Inc (The)	11	\$15,714,908.95	\$6,107,886.09	\$4,433,424.74	38.87%
D & D Telemarketing Inc	3	\$329,082.00	\$126,844.80	\$0.00	38.55%
Community Advertising Inc	8	\$403,245.00	\$153,701.60	\$0.00	38.12%
Division 1 Calling Center Inc	6	\$366,092.95	\$132,298.04	\$160.00	36.14%

TABLE 6: TOTAL RETAINED BY CHARITY - AGGREGATED BY PROFESSIONAL FUND RAISER

PROFESSIONAL FUND RAISER	# OF CAMPAIGNS	GROSS RECEIPTS	NET TO CHARITY	UNCOLLECTED PLEDGES	% TO CHARITY
Sound Exchange (The) (Hurd, James H)	2	\$52,797.00	\$18,947.25	\$0.00	35.89%
USA 800 Inc	1	\$48,714.10	\$17,283.74	\$0.00	35.48%
S & M Enterprises Inc	7	\$293,795.00	\$100,226.00	\$8,415.00	34.11%
Directele Inc	1	\$111,400.00	\$37,876.00	\$0.00	34.00%
InfoCision Management Corporation	34	\$62,793,843.85	\$21,215,602.45	\$0.00	33.79%
Townsell Telecom Inc	3	\$644,358.00	\$216,506.15	\$0.00	33.60%
National Benefit Company	5	\$298,190.00	\$98,364.95	\$0.00	32.99%
ComNet Marketing Group Inc	9	\$310,427.25	\$101,478.21	\$42,817.00	32.69%
Hudson Bay Company of Illinois Inc	3	\$435,388.81	\$140,475.74	\$109,447.50	32.26%
Municipal Marketing	2	\$126,205.00	\$39,923.00	\$0.00	31.63%
Trooper Publishing Inc	1	\$386,840.55	\$121,219.90	\$0.00	31.34%
Your Voice Media Inc	6	\$500,331.00	\$155,628.50	\$0.00	31.11%
Civic Partners Inc	7	\$518,681.00	\$156,962.80	\$0.00	30.26%
Starlet Music Productions (Corbett, Herbert J)	2	\$118,510.00	\$35,553.00	\$0.00	30.00%
Mako Enterprises (Grimm, Robert)	1	\$25,092.00	\$7,520.00	\$0.00	29.97%
Spotlight Music Productions Inc	8	\$212,312.00	\$59,804.00	\$0.00	28.17%
Share Group Inc	29	\$7,144,340.01	\$1,962,502.00	\$0.00	27.47%
Mac Communications (MacDonald, John T)	1	\$84,070.86	\$22,488.92	\$0.00	26.75%

TABLE 6: TOTAL RETAINED BY CHARITY - AGGREGATED BY PROFESSIONAL FUND RAISER

PROFESSIONAL FUND RAISER	# OF CAMPAIGNS	GROSS RECEIPTS	NET TO CHARITY	UNCOLLECTED PLEDGES	% TO CHARITY
Public Interest Communications Inc	25	\$3,869,639.20	\$1,021,037.63	\$655,188.00	26.39%
Island Marketing Consultants Inc	4	\$295,201.00	\$77,712.20	\$0.00	26.33%
Campaign Headquarters Inc	6	\$552,041.88	\$136,977.91	\$0.00	24.81%
Gordon and Schwenkmeyer Inc	22	\$2,157,685.09	\$511,678.07	\$1,323,884.91	23.71%
Stage Door Music Productions Inc	15	\$877,679.99	\$206,477.05	\$0.00	23.53%
Integral Resources Inc	3	\$556,406.05	\$122,244.70	\$535,699.86	21.97%
Stage Door Music Productions Inc with Sound Exchange (The) (Hurd, James H)	2	\$106,115.00	\$22,478.20	\$0.00	21.18%
Gelmar Ltd	1	\$25,996.00	\$5,200.00	\$0.00	20.00%
J.E.K. Marketing Inc	1	\$180,900.00	\$36,180.00	\$0.00	20.00%
Mure Associates Inc	4	\$400,595.50	\$80,119.10	\$0.00	20.00%
Campaign Center Inc (The)	11	\$1,511,063.50	\$297,016.97	\$0.00	19.66%
Courtesy Health Watch Inc	1	\$1,233,300.00	\$232,828.72	\$559,117.00	18.88%
Marketing Squad Inc	3	\$562,272.00	\$100,488.80	\$0.00	17.87%
Safety Publications Inc	4	\$851,407.53	\$150,294.05	\$348,215.07	17.65%
Crown Management Systems LLC	6	\$225,592.04	\$37,622.36	\$0.00	16.68%
Strategic Direct Marketing	18	\$11,894,594.00	\$1,937,820.00	\$8,635,920.00	16.29%
Contract Communications Inc	3	\$1,459,387.00	\$234,611.00	\$118,690.00	16.08%
Menacola Marketing Inc	6	\$733,022.50	\$105,262.55	\$809,251.00	14.36%

TABLE 6: TOTAL RETAINED BY CHARITY - AGGREGATED BY PROFESSIONAL FUND RAISER

PROFESSIONAL FUND RAISER	# OF CAMPAIGNS	GROSS RECEIPTS	NET TO CHARITY	UNCOLLECTED PLEDGES	% TO CHARITY
Insight Teleservices Inc	3	\$2,867,139.09	\$385,228.63	\$6,594,329.04	13.44%
Midwest Publishing-DN Inc	14	\$6,672,455.00	\$814,496.00	\$0.00	12.21%
Xentel Inc	7	\$1,961,264.83	\$227,383.39	\$889,401.00	11.59%
Bee LC	8	\$2,820,960.00	\$312,458.00	\$822,539.22	11.08%
Telecomp Inc	2	\$637,367.07	\$57,340.87	\$361,051.66	9.00%
RMG USA Inc	1	\$109,801.00	\$0.00	\$0.00	0.00%
DialAmerica Marketing Inc	1	\$916,485.91	-\$60,614.25	\$872,318.09	-6.61%
Echo Marketing Solutions Inc	2	\$537,689.55	-\$36,085.67	\$0.00	-6.71%
Donor Care Center Inc	8	\$1,786,832.96	-\$682,031.79	\$327,417.20	-38.17%
2Listen LLC	1	\$51,257.00	-\$117,781.23	\$136,526.00	-229.79%
TOTALS	564	\$249,088,649.12	\$92,004,863.03	\$50,741,839.48	36.94%

TABLE 7
Professional Fund Raisers-
Contact Information
2010 Telemarketing Campaigns

TABLE 7: PROFESSIONAL FUND RAISERS - CONTACT INFORMATION

PROFESSIONAL FUND RAISER	ADDRESS	CITY	STATE	ZIP	TELEPHONE #	CONTACT PERSON
2Listen LLC	855 East Collins Boulevard	Richardson	TX	75801	(877) 590-6622	Ms. Anne Wiman
Aria Communications Corporation	717 West St Germain Street	St. Cloud	MN	56301	(320) 259-5206	Ms. Camille A. Zumwalde
Artsmarketing Services Inc	260 King Street East, Suite 500	Toronto	Ontario	M5A4L5	(416) 941-9000	Mr. Alessio Picianno
Associated Community Services Inc	29777 Telegraph Road, Suite 3000	Southfield	MI	48034	(248) 352-2600	Ms. Jody Wahl
Bee LC	6849 Old Dominion Drive, Suite 315	McLean	VA	22101	(703) 761-0774	Mr. Reggie Gwira
Bennett Direct Inc	231 East Buffalo, Suite 200	Milwaukee	WI	53202	(414) 225-0600	Ms. Susan K. Bennett
Campaign Center Inc (The)	189 South Wellwood Avenue, Suite B	Lindenhurst	NY	11757	(631) 226-5200	Mr. Garrett Morgan
Campaign Headquarters Inc	319 Wheatfield Street	North Tonawanda	NY	14120	(716) 694-1251	Mr. Michael Ryan
Capital District Callers Inc	395 Saratoga Road	Scotia	NY	12302	(518) 372-3645	Mr. Paul Zeissler
Capitol Resources Inc	700 East Pleasant Street	Brooklyn	IA	52211	(641) 522-4704	Ms. Nicole Schlinger
Civic Partners Inc	1776 Union Street	Niskayuna	NY	12309	(518) 372-7550	Mr. Donald Warburton
Community Advertising Inc	1421 College Avenue	Elmira	NY	14901	(607) 737-7571	Mr. James E. Narde
Community Services Inc	25 Gale Court	Torrington	CT	06790	(860) 496-5000	Ms. Lisa MP Toughlian
ComNet Marketing Group Inc	1214 Stowe Avenue	Medford	OR	97501	(541) 734-2565	Ms. Arlene Dickinson
Contract Communications Inc	3710 Indian River Road	Chesapeake	VA	23325	(757) 578-3500	Mr. James P. Wootton
Courtesy Health Watch Inc	616 SW 6th Street	Ft. Lauderdale	FL	33315	(954) 712-1217	Mr. Wayne Loring
Crown Management Systems LLC	34425 Lorain Road, Suite 2	North Ridgeville	OH	44039	(440) 306-2392	Mr. Mark S. Germain
D & D Telemarketing Inc	841 Portion Road, Suite E	Ronkonkoma	NY	11779	(631) 737-5760	Mr. Donald Urbanski
DCM Inc	45 Main Street, Suite 816	Brooklyn	NY	11201	(718) 488-5577	Ms. Emily Strickland

TABLE 7: PROFESSIONAL FUND RAISERS - CONTACT INFORMATION

PROFESSIONAL FUND RAISER	ADDRESS	CITY	STATE	ZIP	TELEPHONE #	CONTACT PERSON
DialAmerica Marketing Inc	960 Macarthur Boulevard	Mahwah	NJ	07495	(201) 327-0200	Ms. Noreen Kaminski
Directele Inc	28091 Dequindre, Suite 302	Madison Heights	MI	48071	(248) 591-4214	Ms. Diane' Bertoli
Division 1 Calling Center Inc	18 Brynmawr Place	Yonkers	NY	10701	(917) 418-5279	Mr. Stephen DeCoro
Donor Care Center Inc	480 West Tuscarawas Avenue, Suite 307	Berberton	OH	44203	(330) 752-4302	Ms. Patricia Zachman
Donor Services Group LLC	6715 Sunset Boulevard	Los Angeles	CA	90028	(888) 474-1900	Mr. Thomas Siegel
Echo Marketing Solutions Inc	5075 Yonge Street, 3rd Floor	Toronto	Ontario	M2N6C6	(416) 646-2980	Mr. Geoff Lloyd
Event Marketing (Narde, James Edward)	1421 College Avenue	Elmira	NY	14901	(607) 737-7571	Mr. James E. Narde
Gelmar Ltd	77 7th Avenue	New York	NY	10011	(561) 504-8769	Ms. Roni Gelman
GiveRight Inc	8721 Santa Monica Boulevard, Suite 359	Los Angeles	CA	90069	(310) 268-8110	Mr. Thomas Siegel
Gordon & Schwenkmeyer Inc	360 North Sepulveda Boulevard, Suite 1055	El Segundo	CA	90245	(310) 615-2308	Ms. Jennifer LaCroix Bachelder
Green Point Call Center Services Inc	9 Mead Pond Road	Rye	NY	10580	(212) 913-0500	Ms. Mikki Dorn
Haines & Company Inc	8050 Freedom Avenue NW	North Canton	OH	44720	(330) 494-9111	Mr. Jim Countryman
Harris Connect LLC	1400-A Crossways Boulevard	Chesapeake	VA	23320	(800) 326-6600	Ms. Nancy Liguori
Harris Direct	6800 Owensmouth Avenue, Suite 200	Canoga Park	CA	91303	(818) 222-3470	Mr. James Harris
Heritage Company Inc (The)	2402 Wildwood Avenue, Suite 500	Sherwood	AR	72120	(501) 835-5000	Mr. John C. Braune
Hudson Bay Company of Illinois Inc	941 O Street, Suite 625	Lincoln	NE	68508	(402) 476-1010	Ms. Phyllis DeGrave
IDC Ltd	2500 Paseo Verde Parkway	Henderson	NV	89074	(702) 450-1000	Mr. L. Gregg Carlson
InfoCision Management Corporation	325 Springside Drive	Akron	OH	44333	(330) 668-1400	Ms. Kathleen M. Gadd
Insight Teleservices Inc	24293 Telegraph Road	Southfield	MI	48033	(248) 552-8866	Mr. Paul Marinelli

TABLE 7: PROFESSIONAL FUND RAISERS - CONTACT INFORMATION

PROFESSIONAL FUND RAISER	ADDRESS	CITY	STATE	ZIP	TELEPHONE #	CONTACT PERSON
Integral Resources Inc	1972 Massachusetts Avenue	Cambridge	MA	02140	(617) 492-4474	Mr. David McGinness
Island Marketing Consultants Inc	2946 Hempstead Turnpike, Suite 202	Levittown	NY	11756	(516) 470-1900	Mr. David Kleinman
J.E.K. Marketing Inc	115 Taft Crescent	Centerport	NY	11721	(631) 424-0615	Mr. John Kuenzler
Leal Associates Inc	3757 Waverly Avenue	Seaford	NY	11783	(516) 785-1415	Mr. Christopher Krapf
Lester Inc	19 Business Park Drive	Branford	CT	06405	(203) 488-5265	Ms. Rita Quick
Luxcore Ltd	5 East 67th Street, 3-A	New York	NY	10065	(212) 879-7966	Mr. Jerrold S. Seeman
Mac Communications (MacDonald, John T)	253 Blue Hill Road	Hopewell Junction	NY	12533	(845) 227-5251	Mr. John T. MacDonald
Mako Enterprises (Grimm, Robert)	P O Box 1560	Monticello	NY	12701	(845) 791-8021	Mr. Robert Grimm
Marketing Squad Inc	1166 Brooks Avenue	Rochester	NY	14624	(585) 340-5902	Mr. Scott Dean
MDS Communications Corporation	545 West Juanita Avenue	Mesa	AZ	85210	(480) 752-8140	Mr. Jonathan D. Mount Jr.
Menacola Marketing Inc	6914 New Utrecht Avenue	Brooklyn	NY	11228	(718) 256-8883	Ms. Katherine DeGregorio
Midwest Publishing-DN Inc	10844 N. 23rd Avenue	Phoenix	AZ	85029	(602) 943-1244	Mr. John McCallum
Municipal Marketing	127 Railroad Avenue	Central Square	NY	13036	(315) 668-9558	Mr. David Forsyth
Mure Associates Inc	1919 Middle Country Road, Suite 301	Centereach	NY	11720	(631) 585-5030	Ms. Lillian Kleppe
National Benefit Company	453/463 West Main Street	Waterbury	CT	06702	(203) 574-0135	Mr. Richard J. Azzara
Nordel Publishing Inc	6 Arbor Lane	Clifton Park	NY	12065	(518) 383-2506	Ms. Terry Fleisig
Northeastern Advertising (Morgan, William J)	215 Hickory Drive	Athens	PA	18810	(570) 731-4160	Mr. William J. Morgan
Outreach Associates Inc	2100 Wharton Street, Suite 510	Pittsburgh	PA	15203	(412) 381-2300	Mr. Glenn McCormack
Phone Bank Systems Inc	4990 Northwind Drive, #235	East Lansing	MI	48823	(517) 332-1500	Ms. Sarah Shaw

TABLE 7: PROFESSIONAL FUND RAISERS - CONTACT INFORMATION

PROFESSIONAL FUND RAISER	ADDRESS	CITY	STATE	ZIP	TELEPHONE #	CONTACT PERSON
Public Interest Communications Inc	7700 Leesburg Pike, Suite 301 North	Falls Church	VA	22043	(703) 847-8300	Ms. Natasja Mankin
RMG USA Inc	1235 Bay Street, Suite 505	Toronto	Ontario	M5R3S9	(416) 921-6595	Ms. Donna Wagner
RuffaloCODY LLC	65 Kirkwood North Road, S.W.	Cedar Rapids	IA	52404	(319) 362-7483	Mr. Brian Donnelly
S & M Enterprises Inc	57 Wheeler Avenue	Pleasantville	NY	10570	(914) 769-0515	Mr. Carmen J. Mallamaci
Safety Publications Inc	1360 Landmeier Road	Elk Grove	IL	60007	(224) 366-1900	Mr. Art Olivera
SD&A Teleservices Inc	5757 W. Century Boulevard, Suite 300	Los Angeles	CA	90045	(310) 693-2900	Mr. Paul S. Papich
Share Group Inc	73 Chapel Street	Newton	MA	02458	(617) 629-4500	Mr. Robert Teasdale
Siegel Marketing Group Inc	1845 North Farwell Avenue, Suite 300	Milwaukee	WI	53202	(414) 271-7000	Mr. Ralph Siegel
Sound Exchange (The) (Hurd, James H)	212 South 2nd Street, 1st Floor	Fulton	NY	13069	(315) 598-3816	Mr. James H. Hurd
Spotlight Music Productions Inc	820 Hamilton Avenue	Waterbury	CT	06706	(203) 574-4108	Mr. James Gravel
Stage Door Music Productions Inc	567 Watertown Avenue	Waterbury	CT	06708	(203) 575-0766	Mr. Robert J. Donato
Starlet Music Productions (Corbett, Herbert J)	125 Summit Road	Prospect	CT	06712	(203) 778-6866	Mr. Herbert J. Corbett
Strategic Communications Inc	3 Macdonell Avenue, Suite 200	Toronto	Ontario	M6R2A3	(416) 537-6100	Ms. Nancy Ho
Strategic Direct Marketing	7591 9th Street North	Oakdale	MN	55128	(651) 649-0404	Mr. Mark Dixon
Tan Productions Inc	2468 North Jerusalem Road, Suite 3	N. Bellmore	NY	11710	(516) 679-2200	Mr. Robert Thomas
Telecomp Inc	3375 Brighton Henrietta Townline Road	Rochester	NY	14623	(585) 272-1160	Mr. Tom Schmitt
Telefund Inc	59 Temple Place, Suite 402	Boston	MA	02111	(617) 482-6882	Mr. Hyam Kramer
Tele-Response Center Inc	9350 Ashton Road, Suite 202	Philadelphia	PA	19114	(215) 333-5900	Ms. Jennifer Lyons
Townsell Telecom Inc	35 East Grassy Sprain Road, Suite LL4	Yonkers	NY	10710	(917) 902-8551	Ms. Tiffany T. Townsell

TABLE 7: PROFESSIONAL FUND RAISERS - CONTACT INFORMATION

PROFESSIONAL FUND RAISER	ADDRESS	CITY	STATE	ZIP	TELEPHONE #	CONTACT PERSON
Treasure State Development Corporation	3390 Colton Drive, Suite B	Helena	MT	59602	(406) 449-3420	Ms. Pam Dziekonski
Trooper Publishing Inc	505 Palmer Avenue	Falmouth	MA	02540	(508) 540-5051	Ms. Andrea Bennett
USA 800 Inc	9808 East 66th Terrace	Kansas City	MO	64133	(800) 821-7539	Mr. Tomas E. Davis
Xentel Inc	101 N.E. 3rd Avenue, Suite 203	Ft. Lauderdale	FL	33301	(954) 522-5200	Ms. Donna M. Wagoner
Your Voice Media Inc	685 Market Street, Suite 570	San Francisco	CA	94105	(415) 613-4921	Mr. William Tse