

PENNIES FOR CHARITY
WHERE YOUR MONEY GOES

**TELEMARKETING BY
PROFESSIONAL FUND RAISERS**



**NEW YORK STATE DEPARTMENT OF LAW
CHARITIES BUREAU**



**ELIOT SPITZER
ATTORNEY GENERAL
December 2006**

PENNIES FOR CHARITY - 2006

Americans are extraordinarily generous. It is estimated that this year they will donate over \$260 billion to charity. New Yorkers, whose state is number one in per household donations to charity according to a November 2006 Boston College study, are expected to donate approximately \$21 billion in 2006. Those contributions support our schools, hospitals, cultural institutions, medical research, assistance to the poor and so much more. In recent years, we have seen an extraordinary outpouring of generosity in response to the tsunami in South Asia, the Gulf Coast hurricanes and the earthquake in Pakistan. Contributors rightly expect - and deserve - assurance that their donations will be used to benefit the people and programs served by the charities to which they donate their hard-earned dollars. In this time of so many accounting and governance scandals, there is heightened concern about how funds are managed in both the for-profit and nonprofit sectors.

Pennies for Charity, the New York Attorney General's annual report of telemarketing campaigns in New York, is compiled to show members of the public how much of the money they contribute in response to telemarketers' solicitation actually supports charitable programs. *Pennies for Charity* may be used by contributors to decide which charities they wish to support. In addition, charitable organizations may consult this report -- before, during or after engaging professional fundraisers -- to evaluate the fundraisers' performance. This year's report is based on financial reports filed by professional fundraisers for campaigns conducted during 2005.

FINDINGS

A total of \$189.6 million was raised on behalf of 455 charities in 2005 during the 582 telemarketing campaigns covered in this report. The \$189.6 million includes funds raised from New Yorkers as well as contributions from residents of other states who were solicited during the telemarketing campaigns that are the subject of this report. Charities that employed telemarketers

registered to solicit contributions in New York in 2005 retained \$73.2 million, or 38.61 percent, of the funds raised by the telemarketers.¹ While some of the charities received more, many received much less than 38.61 percent, and some received nothing at all. The remainder - \$116.4 million - was paid to the fundraisers for fees and/or was used to cover the costs of the campaigns.

The following table shows the distribution of the funds raised in the 582 telemarketing campaigns of 2005, arranged according to percentage of funds retained by charity.

Percent to Charity	Number of Campaigns	Percent of Campaigns	Gross Amount Raised	Percent of Total Funds Raised	Net Amount Received	Percent of Total Net Amount
90-100+%*	5	0.90%	\$723,883.15	0.38%	\$696,679.15	0.95%
80-89%	9	1.62%	\$8,629,234.88	4.55%	\$7,316,432.07	10.00%
70-79%	24	4.32%	\$20,780,980.99	10.96%	\$15,289,430.03	20.89%
60-69%	32	5.77%	\$18,206,411.79	9.60%	\$11,853,423.67	16.20%
50-59%	73	13.15%	\$15,959,456.05	8.42%	\$8,724,543.06	11.92%
40-49%	65	11.71%	\$22,093,409.40	11.38%	\$9,879,575.19	13.50%
30-39%	106	19.10%	\$26,858,479.83	14.17%	\$9,169,030.64	15.82%
20-29%	126	22.70%	\$22,695,452.26	11.97%	\$5,435,076.12	7.43%
10-19%	89	16.04%	\$42,166,313.82	22.24%	\$5,962,253.76	14.68%
Below 10%^	53	9.55%	\$11,445,548.43	6.04%	(\$1,137,522.37)	-1.55%
TOTAL	555	100.00%	\$189,559,170.60	100.00%	\$73,188,921.32	100.00%

Please Note -

* For any campaign in which 100+% was received by the charity, the net to charity exceeds the gross amount raised. This may occur when the fundraising contract guarantees a minimum payment to the charity, regardless of the amount contributed, and the guaranteed payment exceeds the gross amount contributed.

^ In 38 telemarketing campaigns, the campaign apparently resulted in a loss to the charity. This may occur when the fundraising contract does not guarantee the charity a specific dollar amount or specific percentage of the gross receipts or when the contract does not hold the charity harmless for expenses/fees that exceed the gross amount contributed.

¹ In 2004, a total of \$170.6 million was raised in 555 telemarketing campaigns, with \$63.5 million, or 37.24 percent, retained by the charitable organizations.

HOW THIS REPORT WAS PREPARED

The data in this report was obtained from financial reports filed with the Attorney General's Charities Bureau by professional fundraisers that conducted telemarketing campaigns on behalf of charitable organizations during 2005.² The filings are either final reports submitted after completion of a telemarketing campaign or interim reports submitted annually for campaigns conducted for a period longer than one year.³ The filed reports are signed by both the professional fundraiser and the contracting charitable organization. All of the charities listed in the report conducted telemarketing fundraising campaigns in New York State.⁴ The figures reported reflect the total amount of money solicited and are not limited to New Yorkers' contributions.

The report consists of seven tables. Table 1 lists the charitable organizations in alphabetical order, the professional fundraisers that conducted each organization's telemarketing campaign, the geographical location of each soliciting charity, the total amount raised in each campaign, the amount each charity retained, the amount of uncollected pledges and the percentage of the total raised that each charity retained.

Table 2 contains the same information as Table 1, with the professional fundraisers listed first, in alphabetical order. Table 3 contains the same information as Tables 1 and 2, arranged in

² Registration of professional fundraisers is required by Article 7-A of New York State's Executive Law. Registration should not be construed as approval and/or endorsement by the Attorney General of any professional fundraiser or the accuracy and/or completeness of the information contained in any financial report filed with the Charities Bureau.

³ Data from interim reports is in italics. Readers should be aware that the final figures and ratios may change when a campaign has been completed and all income and expenses are reported.

⁴ Information for an additional 8 telemarketing campaigns conducted during 2005 had not been submitted prior to the date of publication of this report.

descending order by the percentage of the total amount raised that was retained by the charitable organizations. Table 4 contains the same information presented in the other tables, arranged according to geographical location of the charitable organizations.⁵

Table 5 reports the number of campaigns conducted by each of the 455 charities and the total amount raised by each charity through all telemarketing campaigns each conducted in 2005. Table 5 presents, in descending order, the aggregate amount retained by each charity from all of its telemarketing campaigns as a percentage of the total amount raised.

Table 6 includes the name of each of 89 professional fundraisers and information concerning the total amount raised by each and the total amount that was retained by the client charities of each. Table 6 presents the percentage amount retained by charity in descending order starting with the fundraiser whose clients retained the largest percentage of funds. Table 7 contains contact information for the professional fundraisers.

Pledges that have not yet been paid to a charity are not reported as part of the total amount raised, but are reported in a separate column in each table.⁶ In addition, contributions other than money are not included in this report.

⁵ The areas included in each of the eight geographical areas are described below the graph labeled Locations Of Charities Conducting 2005 Telemarketing Campaigns.

⁶ An uncollected pledge is a promised contribution that the charity has not received by the date of filing of a professional fundraiser's financial report with the Charities Bureau. The charity may never receive uncollected pledges. In some telemarketing campaigns, a donor may agree to pay a specified dollar amount over a period of months or even years. Reports of such campaigns will often show a large amount in the "Uncollected Pledges" column and small amounts in the "Net To Charity" and "% To Charity" columns. In each table, a \$0.00 in the Uncollected Pledges column indicates that there were no uncollected pledges reported on the respective financial report or that there were no uncollected outstanding pledges by the date on which the fundraiser filed the report.

CAVEATS

In reviewing the data in this report, the reader should keep in mind several factors that may affect fundraising costs. Identifying new donors may be more time consuming and thus more expensive than contacting prior contributors. An organization may conduct a telemarketing campaign simply to test-market new fundraising ideas without any certainty that its campaign will prove efficient and productive. An organization may also achieve goals other than raising funds - such as public education or recruitment of volunteers - at the same time that it is conducting a fundraising campaign. These and perhaps other benefits will not necessarily be reflected in the revenue received by the charity. A newly created charity or one advocating new programs or new ideas may experience greater fundraising costs without any certainty that its campaign will prove cost effective.

The reader should also keep in mind that amounts raised in a particular telemarketing campaign may represent only a small part of a charity's fundraising activity and, therefore, may not provide donors with a complete picture of a charity's overall fundraising. Donors are urged to review the entire annual financial report of a charity when considering whether to make a contribution and should not rely solely on this report in trying to ascertain the cost effectiveness of a charity's fundraising efforts.

ADDITIONAL AVAILABLE INFORMATION

For any registered charity, the annual report may be obtained from the organization or from the Charities Bureau.⁷ Registration status information on charities may be accessed on the Attorney General's Internet site - www.oag.state.ny.us/charities/search.html - which contains links to annual reports filed by these charities with the IRS. Potential contributors should review those reports and information received directly from charitable organizations before making a decision as to where to donate their hard-earned dollars.

Individuals considering making a contribution via a telemarketing appeal should ask the caller if he/she is employed by a professional fundraiser and is being paid to solicit contributions. The law requires that telemarketers disclose this information. Also, the telemarketer should be asked:

- What programs are conducted by the charity?
- How much of the contribution will be used for the fund raisers fees and expense?

Contributors should also remember that they always have the option of contributing directly to a charity.

Potential contributors should review *Tips on Charitable Giving - What You Should Know*, which is available in pamphlet form and on the Attorney General's Internet site at www.oag.state.ny.us/charities/chargive.pdf.

In addition to studying this report, representatives of charitable organizations that are contemplating engaging a telemarketer or other fundraising are urged to read *Tips For Charities*

⁷ A copy of a registered charity's most recently filed financial report may be obtained by writing to the Office of the Attorney General of the State of New York, Attention: Charities Bureau - FOIL Section, 120 Broadway, 3rd Floor, New York, New York 10271 or by sending an email request to charities.foil@oag.state.ny.us.

Raising Funds in New York State - Questions to Ask Before and After Signing A Contract With A Fund Raising Professional, which – like the other pamphlets mentioned in this report – is posted on the Attorney General’s Internet site: www.oag.state.ny.us/charities/charities.html. *Pennies for Charity* is also posted on the Internet site.

* * *


The numerous natural disasters in recent years present an enormous challenge to all of us. Charities and the generous people who contribute to their causes have been called upon to respond to new and expanding needs. We hope that this report will assist contributors and charities in deciding how best to carry out their vital missions.

Results Of Telemarketing Campaigns In 2005

Total Raised: \$189.6 Million

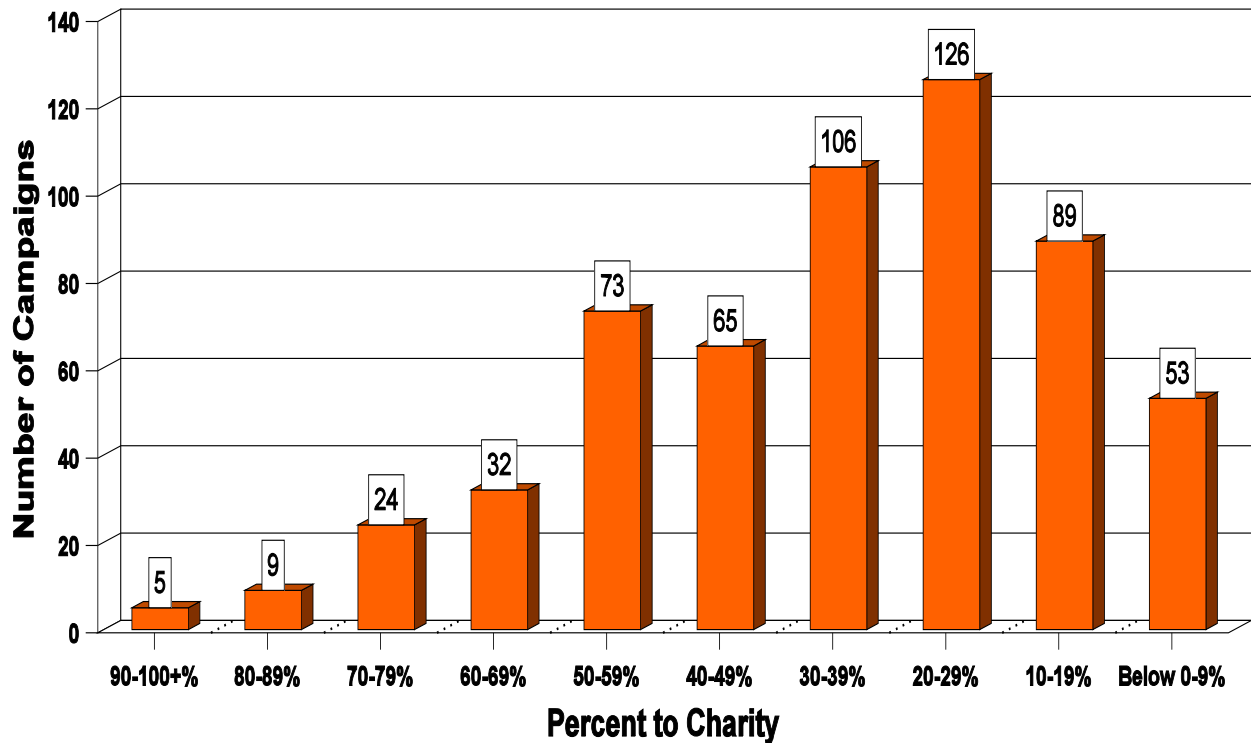
Amount Retained By Charity

38.6%
\$73,188,921

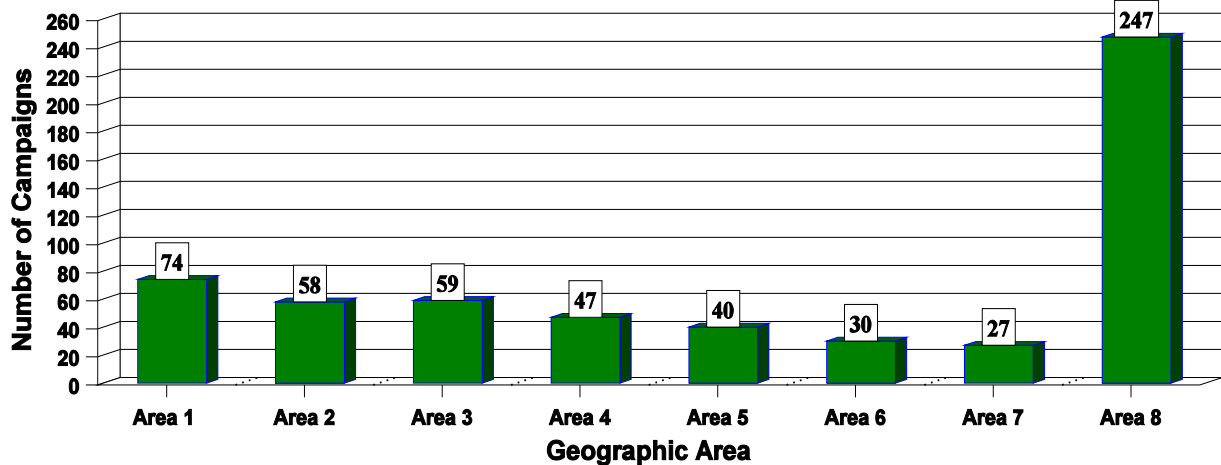


Campaign Costs
61.4%
\$116,370,249

Breakdown Of 2005 Telemarketing Campaigns By Percent Retained By Charity



Locations Of Charities Conducting 2005 Telemarketing Campaigns

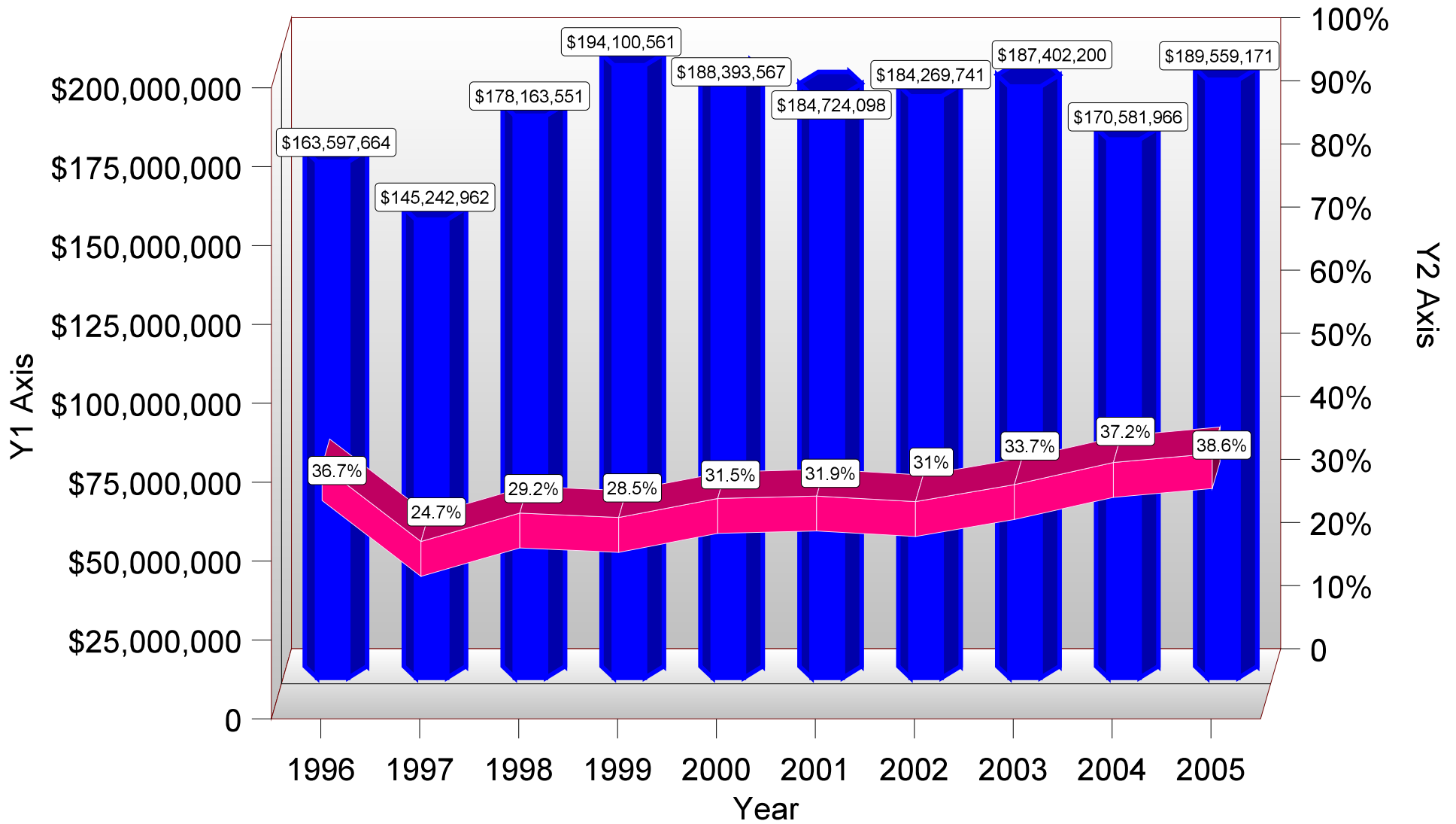


GEOGRAPHIC AREA CODE

Based upon the address contained in documents filed with the Charities Bureau, each charitable organization listed in this report has been assigned to a particular geographic area. Following is a list of those geographic areas, the counties included in each, total gross dollars raised in the specified geographic area and the net amount received by charitable organizations located in the assigned geographic region:

<u>Area</u>	<u>Counties</u>	<u>Gross Amount Raised Per Geo Area</u>	<u>Net % To Charity Per Geo Area</u>
1 - New York City	Bronx, Kings, New York, Queens, Richmond, Staten Island	\$31,347,135.09	58.57%
2 - Long Island	Nassau, Suffolk	\$12,002,911.92	20.22%
3 - Lower Hudson Valley	Delaware, Dutchess, Orange, Putnam, Rockland, Sullivan, Ulster, Westchester	\$8,626,701.70	42.32%
4 - Capital District and Eastern Adirondacks	Albany, Clinton, Columbia, Essex, Franklin, Fulton, Greene, Hamilton, Montgomery, Rensselaer, Saratoga, Schenectady, Schoharie, Warren, Washington	\$8,286,091.83	37.29%
5 - Central NY and Western Adirondacks	Broome, Cayuga, Chenango, Cortland, Herkimer, Jefferson, Lewis, Madison, Oneida, Onondaga, Oswego, Otsego, St. Lawrence, Tioga, Tompkins	\$2,236,787.68	29.74%
6 - Rochester and Surrounding Region	Chemung, Livingston, Monroe, Ontario, Schuyler, Seneca, Steuben, Wayne, Yates	\$2,624,598.50	49.12%
7 - Western NY	Allegany, Cattaraugus, Chautauqua, Erie, Genesee, Niagara, Orleans, Wyoming	\$2,999,221.11	21.34%
8 - All Others	All locations outside New York State	\$121,435,722.77	35.46%

1996-2005 Comparison of Telemarketing Campaigns



■ Total Gross Receipts (Y1)

■ Net Percent Retained By Charity (Y2)

TABLE 1
Charitable Organizations-
Alphabetical Order
2005 Telemarketing Campaigns

CHARITABLE ORGANIZATION	PROFESSIONAL FUND RAISER	GEO. AREA	GROSS RECEIPTS	NET TO CHARITY	UNCOLLECTED PLEDGES	% TO CHARITY
86 th Promenade Nationale Inc	Heritage Company Inc (The)	8	\$72,391.00	\$20,761.97	\$25,570.00	28.68%
92nd Street Y (Young Men's and Young Women's Hebrew Association)	DCM Inc	1	\$9,050.00	\$1,935.40	\$0.00	21.39%
A Child's Fondest Wish Inc	All Star Productions (Messmore, Barbara)	8	\$6,717.00	\$1,343.40	\$4,883.00	20.00%
Adirondack Council Inc	Share Group Inc	4	\$41,190.00	\$27,593.00	\$0.00	66.99%
<i>Adventist Development and Relief Agency International</i>	<i>Infocision Management Corporation</i>	8	<i>\$780,589.36</i>	<i>\$463,629.36</i>	<i>\$0.00</i>	<i>59.39%</i>
Aeneas McDonald Police Benevolent Association	Vee Concepts of New York Inc	6	\$61,935.00	\$22,500.60	\$0.00	36.33%
African Wildlife Foundation	Infocision Management Corporation	8	\$11,807.00	\$2,793.00	\$0.00	23.66%
AFS USA Inc	Share Group Inc	1	\$244,631.00	\$164,921.00	\$0.00	67.42%
AIDS Rochester Inc	Marketing Squad Inc	6	\$133,946.00	\$37,500.00	\$0.00	28.00%
<i>Albany County Deputy Sheriffs Police Benevolent Association</i>	<i>Nordel Publishing Inc</i>	4	<i>\$15,252.00</i>	<i>\$5,338.20</i>	<i>\$0.00</i>	<i>35.00%</i>
Albany County Sheriff's Union #775 AFSCME	Stage Door Music Productions Inc	4	\$150,717.00	\$40,000.00	\$0.00	26.54%
Albion Emergency Squad Inc	Spotlight Music Productions Inc	7	\$34,949.00	\$9,012.00	\$0.00	25.79%
Allegany County Deputy Sheriffs Association	Event Marketing (Narde, James E)	7	\$49,710.00	\$17,398.50	\$0.00	35.00%
Alliance Defense Fund	Infocision Management Corporation	8	\$26,872.94	(\$467.60)	\$0.00	-1.74%
Alliance for Marriage	Infocision Management Corporation	8	\$12,607.74	(\$8.20)	\$0.00	-0.07%
Alzheimers Disease and Related Disorders Association Inc	Infocision Management Corporation	8	\$66,425.39	\$22,354.42	\$0.00	33.65%
<i>America's Athletes With Disabilities Inc</i>	<i>Contract Communications Inc</i>	8	<i>\$556,664.00</i>	<i>\$94,633.00</i>	<i>\$149,862.00</i>	<i>17.00%</i>
<i>American Association of State Troopers Inc</i>	<i>Safety Publications Inc</i>	8	<i>\$695,878.31</i>	<i>\$139,175.66</i>	<i>\$0.00</i>	<i>20.00%</i>
<i>American Association of the Deaf-Blind</i>	<i>Heritage Company Inc (The)</i>	8	<i>\$978,933.42</i>	<i>\$317,774.95</i>	<i>\$292,144.48</i>	<i>32.46%</i>
American Association of University Women Inc	Outreach Associates Inc	8	\$289,634.00	(\$22,321.00)	\$0.00	-7.71%
<i>American Breast Cancer Foundation Inc</i>	<i>Allan C Hill Productions Inc</i>	8	<i>\$18,358.50</i>	<i>\$2,203.02</i>	<i>\$24,568.00</i>	<i>12.00%</i>

DATA OBTAINED FROM INTERIM AND CLOSING STATEMENTS FILED BY PROFESSIONAL FUND RAISERS

CHARITABLE ORGANIZATION	PROFESSIONAL FUND RAISER	GEO. AREA	GROSS RECEIPTS	NET TO CHARITY	UNCOLLECTED PLEDGES	% TO CHARITY
American Breast Cancer Foundation Inc	Royalty Services Inc	8	\$104,390.00	\$13,167.09	\$0.00	12.61%
American Center for Law & Justice Inc	Infocision Management Corporation	8	\$2,528,200.66	\$2,167,468.35	\$0.00	85.73%
American Civil Liberties Union	Share Group Inc	1	\$1,588,944.00	\$854,648.00	\$0.00	53.79%
American Civil Liberties Union	Telefund Inc	1	\$519,303.90	\$1,187.99	\$1,699,469.10	0.23%
<i>American Council of the Blind Inc</i>	<i>Integral Resources Inc</i>	8	<i>\$476,283.43</i>	<i>\$138,996.00</i>	<i>\$150,738.56</i>	<i>29.18%</i>
<i>American Council of the Blind Inc</i>	<i>Integral Resources Inc</i>	8	<i>\$118,466.66</i>	<i>\$0.00</i>	<i>\$112,912.57</i>	<i>0.00%</i>
<i>American Diabetes Association Inc</i>	<i>A. D. P. Publications Inc</i>	8	<i>\$112,840.00</i>	<i>\$25,326.00</i>	<i>\$0.00</i>	<i>22.44%</i>
American Diabetes Association Inc	Infocision Management Corporation	8	\$2,458,248.00	\$1,058,758.80	\$0.00	43.07%
American Farmland Trust	Share Group Inc	8	\$22,080.00	(\$6,399.00)	\$0.00	-28.98%
American Federation of Police and Concerned Citizens	Infocision Management Corporation	8	\$2,316.00	\$0.00	\$0.00	0.00%
American Foundation for AIDS Research (AMFAR)	Facter Direct Ltd	1	\$42,467.00	\$8,839.00	\$49,891.00	20.81%
American Foundation for AIDS Research (AMFAR)	Share Group Inc	1	\$111,239.00	\$62,073.00	\$0.00	55.80%
<i>American Foundation for Disabled Children Inc</i>	<i>Campaign Center Inc (The)</i>	<i>1</i>	<i>\$14,229.00</i>	<i>\$2,790.00</i>	<i>\$0.00</i>	<i>19.61%</i>
American Heart Association	Infocision Management Corporation	8	\$1,393,411.96	\$1,111,219.90	\$0.00	79.75%
American Institute for Cancer Research	Infocision Management Corporation	8	\$1,152,143.43	\$144,434.84	\$0.00	12.54%
American Legion 1999 Convention Corporation of Binghamton NY (New York State American Legion Convention 2005)	Marketing Squad Inc	7	\$417,231.00	\$62,585.00	\$0.00	15.00%
<i>American Legion-Dunbar Post # 1642</i>	<i>Marketing Squad Inc</i>	<i>5</i>	<i>\$41,184.00</i>	<i>\$8,237.00</i>	<i>\$0.00</i>	<i>20.00%</i>
American Legion-Sergeant Walter Adams Post #1021	Capital District Callers Inc	4	\$21,658.00	\$10,829.00	\$0.00	50.00%
American Leprosy Missions Inc	MDS Communications Corporation	8	\$98,534.00	\$69,474.00	\$15,162.00	70.51%
American Society for the Prevention of Cruelty to Animals	Outreach Associates Inc	1	\$295,121.00	\$161,265.00	\$0.00	54.64%
American Society for the Prevention of Cruelty to Animals	Telefund Inc	1	\$1,655,979.00	\$1,141,035.65	\$222,142.00	68.90%

DATA OBTAINED FROM INTERIM AND CLOSING STATEMENTS FILED BY PROFESSIONAL FUND RAISERS

CHARITABLE ORGANIZATION	PROFESSIONAL FUND RAISER	GEO. AREA	GROSS RECEIPTS	NET TO CHARITY	UNCOLLECTED PLEDGES	% TO CHARITY
<i>American Veteran Relief Foundation</i>	<i>Standard Call (The) (Sandone, Michael A)</i>	8	\$8,794.80	\$1,495.12	\$0.00	17.00%
Amityville Fire Department	Tan Productions Inc	2	\$21,548.00	\$11,851.40	\$0.00	55.00%
Amityville Patrolmen's Benevolent Association Inc	Tan Productions Inc	2	\$36,970.00	\$18,485.00	\$0.00	50.00%
Amnesty International of the USA Inc	Public Interest Communications Inc	1	\$351,798.00	\$151,116.00	\$288,726.00	42.96%
Amnesty International of the USA Inc	Share Group Inc	1	\$242,237.00	\$167,388.00	\$0.00	69.10%
Amnesty International of the USA Inc	Telefund Inc	1	\$1,142,098.68	\$617,293.00	\$820,892.32	54.05%
Amsterdam Police Benevolent Association	Gotham Productions Inc	4	\$47,265.00	\$12,500.00	\$0.00	26.45%
Anti-Defamation League of B'nai B'rith	Donor Services Group LLC	1	\$278,421.00	\$112,872.00	\$0.00	40.54%
Anti-Defamation League of B'nai B'rith	Donor Services Group LLC	1	\$722,790.00	\$283,065.00	\$206,347.00	39.16%
AOPA Air Safety Foundation Inc	Telefund Inc	8	\$771,771.48	\$505,588.48	\$217,468.14	65.51%
Appalachian Mountain Club	Share Group Inc	8	\$283,243.00	\$137,394.00	\$0.00	48.51%
Arthritis Foundation	Infocision Management Corporation	8	\$94,601.37	\$7,235.60	\$0.00	7.65%
Association for Disabled Firefighters Inc	S & E Marketing Ltd	8	\$880,342.00	\$88,034.20	\$0.00	10.00%
<i>Association for Firefighters and Paramedics Inc</i>	<i>New Liberty Promotions Inc</i>	8	\$245,589.50	\$24,558.95	\$0.00	10.00%
Association for Firefighters and Paramedics Inc	Safety Publications Inc	8	\$129,181.55	\$12,918.16	\$0.00	10.00%
<i>Association for Firefighters and Paramedics Inc</i>	<i>TCB Enterprises Inc</i>	8	\$67,822.00	\$6,782.20	\$0.00	10.00%
<i>Association of Graduates of the US Military Academy</i>	<i>IDC Ltd</i>	3	\$2,377,384.26	\$1,988,100.87	\$506,625.23	83.63%
<i>Association of New York Police Officers Inc</i>	<i>New Age Services Ltd</i>	3	\$635,756.00	\$95,363.40	\$714,240.00	15.00%
B'nai B'rith	Telefund Inc	8	\$232,715.00	\$112,571.28	\$66,281.00	48.37%
Badge and Shield Club Inc	Campaign Headquarters Inc	7	\$86,152.00	\$27,891.44	\$0.00	32.37%
Ballet Theatre Foundation Inc (American Ballet Theatre)	DCM Inc	1	\$787,815.00	\$587,084.00	\$0.00	74.52%
Ballston Spa Police Benevolent Association	Stage Door Music Productions Inc	4	\$47,425.17	\$14,000.00	\$0.00	29.52%
<i>Batavia Police Benevolent Association</i>	<i>Niagara Frontier Advertising Associates Inc</i>	7	\$15,630.00	\$10,000.00	\$0.00	63.98%

DATA OBTAINED FROM INTERIM AND CLOSING STATEMENTS FILED BY PROFESSIONAL FUND RAISERS

CHARITABLE ORGANIZATION	PROFESSIONAL FUND RAISER	GEO. AREA	GROSS RECEIPTS	NET TO CHARITY	UNCOLLECTED PLEDGES	% TO CHARITY
<i>Bi-County Helpline for Abuse Against Women & Children</i>	<i>Mure Associates Inc</i>	2	\$163,029.00	\$32,605.80	\$0.00	20.00%
Big Flats Masonic Lodge #378	Theodore Productions Inc	6	\$9,008.00	\$1,001.00	\$2,228.00	11.11%
Binghamton Police Benevolent Association Inc	Northeastern Advertising (Morgan, William J)	5	\$81,902.50	\$40,951.25	\$0.00	50.00%
Binghamton Police Supervisors Association Inc	Northeastern Advertising (Morgan, William J)	5	\$12,906.00	\$6,453.00	\$0.00	50.00%
Boston Ballet Inc	SD&A Teleservices Inc	8	\$9,264.00	\$6,762.72	\$0.00	73.00%
Boston Ballet Inc	SD&A Teleservices Inc	8	\$364,601.00	\$217,288.00	\$70,669.00	59.60%
Brady Campaign to Prevent Gun Violence	Outreach Associates Inc	8	\$554,425.00	\$302,824.00	\$0.00	54.62%
Brady Campaign to Prevent Gun Violence	Public Interest Communications Inc	8	\$140,938.00	\$89,636.10	\$83,231.00	63.60%
Brady Campaign to Prevent Gun Violence	Share Group Inc	8	\$504,397.00	\$192,901.00	\$0.00	38.24%
Brady Campaign to Prevent Gun Violence	Telefund Inc	8	\$6,090.00	(\$841.20)	\$7,772.00	-13.81%
Bread for the World Inc	Share Group Inc	8	\$352,825.00	\$119,808.00	\$0.00	33.96%
Breast Cancer Assistance Fund	All Star Productions (Messmore, Barbara)	8	\$11,721.00	\$2,344.20	\$4,279.00	20.00%
<i>Brooklyn Botanic Garden Corporation</i>	<i>ComNet Marketing Group Inc</i>	1	\$17,900.00	\$8,267.10	\$0.00	46.18%
Brooklyn Institute of Arts and Sciences (The Brooklyn Museum)	DCM Inc	1	\$69,010.00	\$23,980.25	\$0.00	34.75%
Broome County Humane Society and Relief Association	Northeastern Advertising (Morgan, William J)	5	\$33,967.00	\$10,190.10	\$0.00	30.00%
Broome County Sheriffs Law Enforcement Officers Association	Northeastern Advertising (Morgan, William J)	5	\$48,182.00	\$24,091.00	\$0.00	50.00%
Buffalo Philharmonic Orchestra Society Inc	Phoenix Resource Group Inc	7	\$631,304.00	\$407,304.00	\$0.00	64.52%
Buffalo Police Benevolent Association Inc	Campaign Headquarters Inc	7	\$148,395.00	\$48,970.35	\$0.00	33.00%
Buffalo Police Benevolent Association Inc	Campaign Headquarters Inc	7	\$51,342.11	\$11,295.27	\$0.00	22.00%
<i>Cancer Center for Detection and Prevention (f/k/a Pacific West Cancer Fund)</i>	<i>Bee LC</i>	8	\$445,510.95	\$59,766.71	\$183,106.05	13.42%
Cancer Fund of America Inc	Barry E Schmoyer & Associates Inc	8	\$21,327.79	\$3,184.17	\$27,152.21	14.93%

DATA OBTAINED FROM INTERIM AND CLOSING STATEMENTS FILED BY PROFESSIONAL FUND RAISERS

CHARITABLE ORGANIZATION	PROFESSIONAL FUND RAISER	GEO. AREA	GROSS RECEIPTS	NET TO CHARITY	UNCOLLECTED PLEDGES	% TO CHARITY
<i>Cancer Fund of America Inc</i>	<i>Bee LC</i>	8	\$425,856.62	\$43,035.12	\$251,318.38	10.11%
<i>Cancer Fund of America Inc</i>	<i>Civic Development Group LLC</i>	8	\$3,028,124.00	\$377,703.00	\$0.00	12.47%
<i>Cancer Recovery Foundation of America</i>	<i>Contract Communications Inc</i>	8	\$1,956,079.00	\$391,219.00	\$854,000.00	20.00%
<i>Cancer Recovery Foundation of America</i>	<i>Integral Resources Inc</i>	8	\$486,156.87	\$90,000.00	\$577,635.67	18.51%
Care Net	Infocision Management Corporation	8	\$106,850.00	\$64,006.40	\$0.00	59.90%
<i>Caring For Our Children Foundation</i>	<i>Midwest Publishing-DN Inc</i>	8	\$83,195.00	\$8,319.50	\$0.00	10.00%
Carnegie Hall Society Inc	SD&A Teleservices Inc	1	\$2,599,725.00	\$1,966,428.00	\$189,223.00	75.64%
Cattaraugus County Sheriff's Employees' Benevolent Association	Event Marketing (Narde, James E)	7	\$55,565.50	\$19,447.92	\$0.00	35.00%
Cayuga Club Police Benevolent Association Inc	Spotlight Music Productions Inc	7	\$57,634.00	\$19,066.00	\$0.00	33.08%
Cayuga County Deputy Sheriff's Benevolent Association	Event Marketing (Narde, James E)	5	\$45,018.00	\$18,907.56	\$0.00	42.00%
<i>Central New York Firemen's Association Inc</i>	<i>Caring People Enterprises Inc</i>	5	\$122,278.50	\$32,948.91	\$0.00	26.95%
Central Square Recreation Baseball League Inc	Municipal Marketing (Forsyth, David)	5	\$27,487.50	\$9,620.62	\$0.00	35.00%
Charles Darwin Foundation Inc	Outreach Associates Inc	8	\$133,348.00	\$39,094.00	\$0.00	29.32%
Cheektowaga Police Captains and Lieutenants Association	Civic Partners (Warburton, Donald)	7	\$100,963.00	\$20,196.00	\$0.00	20.00%
<i>Cheektowaga Police Club Inc</i>	<i>Niagara Frontier Advertising Associates Inc</i>	7	\$42,190.00	\$13,850.00	\$0.00	32.83%
Chemung County Corrections Officers Local #3978	Northeastern Advertising (Morgan, William J)	6	\$20,420.00	\$10,210.00	\$0.00	50.00%
Chemung County Deputy Sheriffs Association	Event Marketing (Narde, James E)	6	\$64,309.00	\$27,009.78	\$0.00	42.00%
Chemung County Emergency Protective Inc	Northeastern Advertising (Morgan, William J)	6	\$12,285.00	\$3,685.50	\$0.00	30.00%
Chenango County Law Enforcement Association	Event Marketing (Narde, James E)	5	\$29,065.00	\$10,172.65	\$0.00	35.00%
Chesapeake Bay Foundation Inc	Share Group Inc	8	\$292,497.00	\$114,075.00	\$0.00	39.00%
Childhood Leukemia Foundation Inc	LAS LLC	8	\$146,887.00	\$25,929.00	\$0.00	17.65%
<i>Children International</i>	<i>Share Group Inc</i>	8	\$95,607.00	\$53,561.00	\$0.00	56.02%

DATA OBTAINED FROM INTERIM AND CLOSING STATEMENTS FILED BY PROFESSIONAL FUND RAISERS

CHARITABLE ORGANIZATION	PROFESSIONAL FUND RAISER	GEO. AREA	GROSS RECEIPTS	NET TO CHARITY	UNCOLLECTED PLEDGES	% TO CHARITY
Children's Cancer Assistance Network	Concerned Community Group Inc	8	\$35,800.00	\$7,160.00	\$0.00	20.00%
Children's Charity Fund Inc	All Star Productions (Messmore, Barbara)	8	\$5,357.00	\$1,071.40	\$3,793.00	20.00%
<i>Children's Charity Fund Inc</i>	<i>Caring People Enterprises Inc</i>	8	<i>\$67,553.31</i>	<i>\$14,919.62</i>	<i>\$0.00</i>	<i>22.09%</i>
Children's Charity Fund Inc	Concerned Community Group Inc	8	\$13,699.00	\$3,125.00	\$0.00	22.81%
Children's Charity Fund Inc	Concerned Community Group Inc	8	\$10,017.00	\$1,670.00	\$0.00	16.67%
Children's Hospital Foundation	Share Group Inc	8	\$163,781.00	\$98,754.00	\$0.00	60.30%
Children's Wish Foundation International Inc	Factor Direct Ltd	8	\$124,182.00	(\$18,539.00)	\$114,392.00	-14.93%
<i>Children's Wish Foundation International Inc</i>	<i>Heritage Company Inc (The)</i>	8	<i>\$6,834,033.79</i>	<i>\$2,147,459.11</i>	<i>\$2,103,543.51</i>	<i>31.42%</i>
<i>Childrens Leukemia Research Association Inc</i>	<i>Xentel Inc</i>	2	<i>\$1,411,471.25</i>	<i>\$145,963.32</i>	<i>\$1,314,770.75</i>	<i>10.34%</i>
Christian Advocates Serving Evangelism Inc	Infocision Management Corporation	8	\$2,583,766.88	\$2,234,579.14	\$0.00	86.49%
Christian Appalachian Project Inc	Public Interest Communications Inc	8	\$264,590.00	\$144,502.00	\$44,569.00	54.61%
Christian Coalition of America Inc	MDS Communications Corporation	8	\$323,793.00	\$150,995.00	\$104,187.00	46.63%
Christian Research Institute Inc	Infocision Management Corporation	8	\$456,768.00	\$131,877.45	\$0.00	28.87%
Church World Service Inc	Factor Direct Ltd	8	\$25,922.00	\$9,923.00	\$5,474.00	38.28%
Cicero Police Benevolent Association Inc	Northeastern Advertising (Morgan, William J)	5	\$3,875.00	\$1,550.00	\$0.00	40.00%
Citizens Against Government Waste	Factor Direct Ltd	8	\$37,037.00	\$1,444.00	\$28,990.00	3.90%
<i>City of Tonawanda Frontier Police Club</i>	<i>Niagara Frontier Advertising Associates Inc</i>	7	<i>\$9,845.00</i>	<i>\$10,000.00</i>	<i>\$0.00</i>	<i>101.57%</i>
Co-op America Foundation Inc	Share Group Inc	8	\$20,861.00	\$9,651.00	\$0.00	46.26%
<i>Coalition Against Breast Cancer Inc</i>	<i>Campaign Center Inc (The)</i>	2	<i>\$691,584.00</i>	<i>\$138,316.00</i>	<i>\$0.00</i>	<i>20.00%</i>
Coalition of Police and Sheriffs Inc	S & E Marketing Ltd	8	\$68,997.00	\$6,899.70	\$0.00	10.00%
Colonial Williamsburg Foundation	Share Group Inc	8	\$11,500.00	\$6,792.00	\$0.00	59.06%
Colonie Police Benevolent Association Inc	Nordel Publishing Inc	4	\$165,921.50	\$86,700.95	\$0.00	52.25%
Columbia County Correction Officers Local #3828	Stage Door Music Productions Inc	4	\$70,862.00	\$15,589.64	\$0.00	22.00%

DATA OBTAINED FROM INTERIM AND CLOSING STATEMENTS FILED BY PROFESSIONAL FUND RAISERS

CHARITABLE ORGANIZATION	PROFESSIONAL FUND RAISER	GEO. AREA	GROSS RECEIPTS	NET TO CHARITY	UNCOLLECTED PLEDGES	% TO CHARITY
Committee for Missing Children Inc	LAS LLC	8	\$258,703.00	\$27,881.00	\$0.00	10.78%
<i>Committee for Missing Children Inc</i>	<i>Xentel Inc</i>	8	<i>\$2,271,228.50</i>	<i>\$249,835.13</i>	<i>\$1,911,511.00</i>	<i>11.00%</i>
Common Cause	Factor Direct Ltd	8	\$40,692.00	(\$110.00)	\$51,949.00	-0.27%
Common Cause	Outreach Associates Inc	8	\$467,613.00	\$249,698.00	\$0.00	53.40%
Common Cause	Outreach Associates Inc	8	\$679,363.00	\$301,489.00	\$0.00	44.38%
Common Cause	Public Interest Communications Inc	8	\$74,966.00	\$22,616.88	\$37,316.00	30.17%
Concerned Women for America	Infocision Management Corporation	8	\$1,033,367.00	\$770,540.00	\$0.00	74.57%
Concerned Women for America	MDS Communications Corporation	8	\$580,272.00	\$0.00	\$1,013,153.00	0.00%
Connecticut Players Foundation Inc (Long Wharf Theatre)	DCM Inc	8	\$323,198.00	\$196,467.62	\$0.00	60.79%
Consumers Union of United States Inc	Lester Inc	3	\$392,213.00	\$232,158.00	\$335,740.00	59.19%
Cooperative for Assistance and Relief Everywhere Inc (CARE)	Futuremarket Telecenter Inc	8	\$107,679.19	\$54,783.53	\$0.00	50.88%
Cooperative for Assistance and Relief Everywhere Inc (CARE)	Infocision Management Corporation	8	\$771,683.07	\$563,731.51	\$0.00	73.05%
Cooperative for Assistance and Relief Everywhere Inc (CARE)	MDS Communications Corporation	8	\$1,544,352.00	\$1,061,192.00	\$266,361.00	68.71%
Cooperative for Assistance and Relief Everywhere Inc (CARE)	SD&A Teleservices Inc	8	\$17,110.00	(\$41,644.00)	\$73,909.00	-243.39%
<i>Cornerstone Soup Kitchen & Food Pantry Inc</i>	<i>Royalty Services Inc</i>	<i>4</i>	<i>\$156,781.00</i>	<i>\$47,034.30</i>	<i>\$0.00</i>	<i>30.00%</i>
Correction Officers Benevolent Association of Rockland County Inc	National Benefit Company	3	\$106,580.00	\$37,303.00	\$0.00	35.00%
Crime Prevention Association of Western New York Inc	Stage Door Music Productions Inc	7	\$32,349.00	\$6,469.80	\$0.00	20.00%
Croton Police Association Inc	Community Services Inc	3	\$48,163.00	\$20,228.46	\$0.00	42.00%
Dazzle School of Visual and Performing Arts Inc	Caring People Enterprises Inc	6	\$60,270.00	\$15,067.50	\$0.00	25.00%
<i>Defeat Diabetes Foundation Inc</i>	<i>All Star Productions (Messmore, Barbara)</i>	<i>8</i>	<i>\$19,321.00</i>	<i>\$4,830.25</i>	<i>\$0.00</i>	<i>25.00%</i>

DATA OBTAINED FROM INTERIM AND CLOSING STATEMENTS FILED BY PROFESSIONAL FUND RAISERS

CHARITABLE ORGANIZATION	PROFESSIONAL FUND RAISER	GEO. AREA	GROSS RECEIPTS	NET TO CHARITY	UNCOLLECTED PLEDGES	% TO CHARITY
<i>Defeat Diabetes Foundation Inc</i>	<i>Campaign Center Inc (The)</i>	8	\$239,170.00	\$47,834.00	\$0.00	20.00%
<i>Defeat Diabetes Foundation Inc</i>	<i>Caring People Enterprises Inc</i>	8	\$166,144.82	\$33,228.97	\$0.00	20.00%
<i>Defeat Diabetes Foundation Inc</i>	<i>Standard Call (The) (Sandone, Michael A)</i>	8	\$1,933.50	\$386.70	\$0.00	20.00%
<i>Defenders of Wildlife Inc</i>	<i>Public Interest Communications Inc</i>	8	\$709,015.18	\$135,536.37	\$0.00	19.12%
Defenders of Wildlife Inc	Share Group Inc	8	\$22,677.00	(\$2,304.00)	\$0.00	-10.16%
Department of New York Veterans of Foreign Wars of the United States Inc	Marketing Squad Inc	4	\$391,608.00	\$58,741.00	\$0.00	15.00%
<i>Department of New York Veterans of Foreign Wars of the United States Inc</i>	<i>Xentel Inc</i>	4	\$411,022.98	\$61,653.44	\$0.00	15.00%
<i>Deputies Association of the County of Steuben</i>	<i>Event Marketing (Narde, James E)</i>	6	\$62,488.00	\$28,119.60	\$0.00	45.00%
Deputy Sheriff's Benevolent Association of Onondaga County Inc	Stage Door Music Productions Inc	5	\$85,961.17	\$15,473.01	\$0.00	18.00%
Diabetes Research and Wellness Foundation Inc	Share Group Inc	8	\$29,185.00	(\$8,215.00)	\$0.00	-28.15%
Dian Fossey Gorilla Fund International Inc	Outreach Associates Inc	8	\$48,120.00	\$26,009.00	\$0.00	54.05%
Disabled Firefighters Fund	S & E Marketing Ltd	8	\$567,393.00	\$56,739.30	\$0.00	10.00%
Disabled Veterans Associations	Civic Development Group LLC	8	\$338,555.00	\$112,799.00	\$0.00	33.32%
<i>Disabled Veterans of America Inc-PFC Salvatore J Armato</i>	<i>Campaign Center Inc (The)</i>	2	\$1,656.25	\$331.25	\$0.00	20.00%
Doris Day Animal League	Public Interest Communications Inc	8	\$169,572.00	\$95,646.01	\$19,898.00	56.40%
Dutchess County Correction Officers Benevolent Association	Stage Door Music Productions Inc	3	\$125,191.21	\$25,038.24	\$0.00	20.00%
Earth Island Institute Inc	Share Group Inc	8	\$17,656.00	\$7,071.00	\$0.00	40.05%
Earthjustice	Facter Direct Ltd	8	\$13,810.00	(\$839.00)	\$14,016.00	-6.08%
Earthjustice	SD&A Teleservices Inc	8	\$37,450.00	\$19,755.00	\$10,612.00	52.75%
Earthjustice	Share Group Inc	8	\$347,141.00	\$158,540.00	\$0.00	45.67%

DATA OBTAINED FROM INTERIM AND CLOSING STATEMENTS FILED BY PROFESSIONAL FUND RAISERS

CHARITABLE ORGANIZATION	PROFESSIONAL FUND RAISER	GEO. AREA	GROSS RECEIPTS	NET TO CHARITY	UNCOLLECTED PLEDGES	% TO CHARITY
Earthjustice	Share Group Inc	8	\$112,082.00	\$45,922.00	\$0.00	40.97%
Earthjustice	Telefund Inc	8	\$296,012.52	\$149,705.82	\$64,875.48	50.57%
<i>East End Detachment Marine Corps League Inc</i>	<i>Campaign Center Inc (The)</i>	2	<i>\$18,040.00</i>	<i>\$3,608.00</i>	<i>\$0.00</i>	<i>20.00%</i>
East Syracuse Police Benevolent Association	Municipal Marketing (Forsyth, David)	5	\$51,779.00	\$16,000.00	\$0.00	30.90%
Eastchester Police Benevolent Association	JNK Enterprises Inc	3	\$59,685.00	\$17,905.50	\$0.00	30.00%
Easter Seals Inc	Infocision Management Corporation	8	\$717,824.00	\$168,945.00	\$0.00	23.54%
<i>Eastridge Kiwanis Charitable Foundation Inc</i>	<i>Marketing Squad Inc</i>	6	<i>\$41,659.00</i>	<i>\$10,415.00</i>	<i>\$0.00</i>	<i>25.00%</i>
<i>Elmira Heights Police Benevolent Association Inc</i>	<i>Event Marketing (Narde, James E)</i>	6	<i>\$41,691.00</i>	<i>\$15,842.58</i>	<i>\$0.00</i>	<i>38.00%</i>
Elmira New York Police Benevolent Association	Northeastern Advertising (Morgan, William J)	6	\$65,292.50	\$32,646.25	\$0.00	50.00%
<i>Empire State Association of the Deaf Inc</i>	<i>Heritage Company Inc (The)</i>	1	<i>\$24,673.00</i>	<i>\$6,500.00</i>	<i>\$21,342.00</i>	<i>26.34%</i>
Empire State College Foundation Inc	Lester Inc	4	\$112,668.00	\$56,760.00	\$81,300.00	50.38%
<i>Employees Union Tompkins County Sheriff Department</i>	<i>Event Marketing (Narde, James E)</i>	5	<i>\$50,473.00</i>	<i>\$25,236.50</i>	<i>\$0.00</i>	<i>50.00%</i>
Endicott Police Benevolent Association Inc	Event Marketing (Narde, James E)	5	\$32,066.00	\$12,185.08	\$0.00	38.00%
Enlisted Association of the New York National Guard	Heritage Company Inc (The)	4	\$50,167.00	\$16,815.70	\$129,873.00	33.52%
Environmental Defense Action Fund	Share Group Inc	1	\$45,947.00	\$23,184.00	\$0.00	50.46%
Environmental Defense Inc	Outreach Associates Inc	1	\$47,530.00	\$11,767.00	\$0.00	24.76%
Environmental Defense Inc	Share Group Inc	1	\$414,540.00	\$235,773.00	\$0.00	56.88%
Environmental Defense Inc	Telefund Inc	1	\$35,987.48	\$7,190.14	\$23,438.52	19.98%
Epilepsy Foundation of America	Infocision Management Corporation	8	\$245,901.00	\$172,924.00	\$0.00	70.32%
Erie County Association of Chiefs of Police Inc	JMJ Events Inc	7	\$13,075.00	\$16,000.00	\$0.00	122.37%
Family Research Council Inc	Infocision Management Corporation	8	\$2,032.79	(\$1,535.94)	\$0.00	-75.56%
Farm Sanctuary Inc	Aria Communications Corporation	6	\$33,243.00	\$1,924.58	\$18,622.00	5.79%
Field Museum of Natural History	Facter Direct Ltd	8	\$15,070.00	\$3,770.00	\$19,080.00	25.02%

DATA OBTAINED FROM INTERIM AND CLOSING STATEMENTS FILED BY PROFESSIONAL FUND RAISERS

CHARITABLE ORGANIZATION	PROFESSIONAL FUND RAISER	GEO. AREA	GROSS RECEIPTS	NET TO CHARITY	UNCOLLECTED PLEDGES	% TO CHARITY
Field Museum of Natural History	Share Group Inc	8	\$250,205.00	\$98,017.00	\$0.00	39.17%
Fire Victims Charitable Foundation Inc	Civic Development Group LLC	8	\$548,857.00	\$74,546.00	\$0.00	13.58%
<i>Fire Victims Charitable Foundation Inc</i>	<i>Midwest Publishing-DN Inc</i>	8	<i>\$182,565.49</i>	<i>\$27,384.82</i>	<i>\$0.00</i>	<i>15.00%</i>
Food for the Hungry Inc	MDS Communications Corporation	8	\$211,292.00	\$150,593.00	\$54,301.00	71.27%
Food Pantries for the Capital District Inc	Capital District Callers Inc	4	\$250,344.00	\$150,206.40	\$0.00	60.00%
Foundation for a Christian Civilization Inc	Univision Marketing Group Inc	8	\$12,423.50	\$5,363.86	\$0.00	43.18%
Foundation for Moral Law Inc	Infocision Management Corporation	8	\$474,124.90	\$0.00	\$0.00	0.00%
Foundation for National Progress	Telefund Inc	8	\$154,158.00	\$29,436.57	\$89,675.00	19.10%
Fraternal Order of Police Empire State Lodge Inc	Civic Development Group LLC	2	\$1,809,982.00	\$502,295.00	\$0.00	27.75%
Freeport Police Athletic League Inc	Tan Productions Inc	2	\$16,445.00	\$8,222.50	\$0.00	50.00%
<i>Freeport Police Benevolent Association</i>	<i>Tan Productions Inc</i>	2	<i>\$11,705.00</i>	<i>\$5,852.50</i>	<i>\$0.00</i>	<i>50.00%</i>
Fulton Police Benevolent Association	Badge Publications (Littlejohn, James N)	5	\$37,238.00	\$13,033.30	\$0.00	35.00%
Gay & Lesbian Alliance Against Defamation Inc (GLADD)	Share Group Inc	8	\$229,447.00	\$125,411.00	\$0.00	54.66%
Gay & Lesbian Alliance Against Defamation Inc (GLADD)	Share Group Inc	8	\$206,864.00	\$76,761.00	\$0.00	37.11%
Gay Mens Health Crisis Inc	Share Group Inc	1	\$189,394.00	\$124,764.00	\$0.00	65.88%
Glen Cove City Police Benevolent Association Inc	Tan Productions Inc	2	\$38,660.00	\$19,330.00	\$0.00	50.00%
Glens Falls Police Benevolent Association	Royalty Services Inc	4	\$41,051.00	\$10,262.75	\$0.00	25.00%
<i>Glenville Police Benevolent Association</i>	<i>Nordel Publishing Inc</i>	4	<i>\$40,172.92</i>	<i>\$18,077.82</i>	<i>\$0.00</i>	<i>45.00%</i>
God's Love We Deliver Inc	Facter Direct Ltd	1	\$30,124.00	\$4,019.00	\$26,006.00	13.34%
God's Love We Deliver Inc	Share Group Inc	1	\$29,522.00	\$8,552.00	\$0.00	28.97%
<i>Greater Rochester Junior Chamber of Commerce Inc</i>	<i>Marketing Squad Inc</i>	6	<i>\$179,035.00</i>	<i>\$32,669.00</i>	<i>\$0.00</i>	<i>18.25%</i>
<i>Greece Police Gold Badge Club</i>	<i>Stage Door Music Productions Inc</i>	6	<i>\$138,611.48</i>	<i>\$36,583.44</i>	<i>\$0.00</i>	<i>26.39%</i>

DATA OBTAINED FROM INTERIM AND CLOSING STATEMENTS FILED BY PROFESSIONAL FUND RAISERS

CHARITABLE ORGANIZATION	PROFESSIONAL FUND RAISER	GEO. AREA	GROSS RECEIPTS	NET TO CHARITY	UNCOLLECTED PLEDGES	% TO CHARITY
<i>Greenburgh Uniformed Firefighters Association Inc</i>	<i>S & M Enterprises Inc</i>	3	\$46,910.00	\$15,000.00	\$900.00	31.98%
Greenpeace Inc	Donor Services Group LLC	8	\$665,929.00	\$230,150.00	\$768,427.00	34.56%
<i>Haverstraw Police Athletic League Inc</i>	<i>Stage Door Music Productions Inc</i>	3	\$131,273.81	\$22,316.55	\$0.00	17.00%
Heart Support of America Inc	Bee LC	8	\$423,777.25	\$48,885.70	\$200,544.75	11.54%
Hempstead Police Benevolent Association Inc	Island Marketing Concepts Inc	2	\$226,198.00	\$56,549.50	\$0.00	25.00%
Heritage Foundation Inc (DC)	Facter Direct Ltd	8	\$627,038.00	\$54,704.00	\$413,971.00	8.72%
Herkimer County Volunteer Firemens Association Inc	Municipal Marketing (Forsyth, David)	5	\$18,485.00	\$5,000.00	\$0.00	27.05%
<i>Hickory Club Patrolmens Benevolent Association Inc</i>	<i>Spotlight Music Productions Inc</i>	7	\$21,705.00	\$6,001.00	\$0.00	27.65%
Holt International Children's Service Inc	MDS Communications Corporation	8	\$96,921.00	\$58,370.00	\$31,915.00	60.22%
Hope Cancer Fund	All Star Productions (Messmore, Barbara)	8	\$6,765.00	\$1,353.00	\$2,600.00	20.00%
Hope Cancer Fund	Caring People Enterprises Inc	8	\$34,292.50	\$7,674.84	\$0.00	22.38%
<i>Hope Cancer Fund</i>	<i>Gelmar Ltd</i>	8	\$44,852.00	\$8,970.00	\$0.00	20.00%
Horseheads Police Benevolent Association Inc	Event Marketing (Narde, James E)	6	\$58,277.00	\$26,224.65	\$0.00	45.00%
Hudson Valley Volunteer Firemens Association	Royalty Services Inc	3	\$27,926.00	\$12,110.50	\$0.00	43.37%
<i>Hughsonville Fire Company</i>	<i>Stage Door Music Productions Inc</i>	3	\$47,620.23	\$8,372.86	\$0.00	17.58%
Human Rights Campaign Inc	Share Group Inc	8	\$2,455,848.00	\$1,816,276.00	\$0.00	73.96%
Human Rights Campaign Inc	Telefund Inc	8	\$1,245,579.23	\$449,521.49	\$291,364.77	36.09%
Humane Society of the United States Inc	Share Group Inc	8	\$2,730,720.00	\$545,843.00	\$0.00	19.99%
Hunger Action Network of New York State	Capital District Callers Inc	4	\$85,927.00	\$47,259.85	\$0.00	55.00%
Interfaith Alliance Inc	Outreach Associates Inc	8	\$69,599.00	\$21,793.00	\$0.00	31.31%
International Campaign for Tibet	Public Interest Communications Inc	8	\$202,040.00	\$55,520.37	\$41,183.00	27.48%
International Fellowship of Christians and Jews Inc	Infocision Management Corporation	8	\$780,589.36	\$463,629.36	\$0.00	59.39%
International Fund for Animal Welfare Inc	Share Group Inc	8	\$94,578.00	(\$54,287.00)	\$0.00	-57.40%

DATA OBTAINED FROM INTERIM AND CLOSING STATEMENTS FILED BY PROFESSIONAL FUND RAISERS

CHARITABLE ORGANIZATION	PROFESSIONAL FUND RAISER	GEO. AREA	GROSS RECEIPTS	NET TO CHARITY	UNCOLLECTED PLEDGES	% TO CHARITY
International Rescue Committee Inc	Facter Direct Ltd	1	\$87,009.00	(\$9,093.00)	\$148,686.00	-10.45%
International Rescue Committee Inc	Outreach Associates Inc	1	\$99,575.00	\$92,791.00	\$0.00	93.19%
International Rescue Committee Inc	Share Group Inc	1	\$83,102.00	\$48,871.00	\$0.00	58.81%
International Rescue Committee Inc	Telefund Inc	1	\$383,076.26	\$304,018.11	\$0.00	79.36%
<i>International Union of Police Associations AFL-CIO</i>	<i>LAS LLC</i>	8	<i>\$4,100,225.00</i>	<i>\$598,000.00</i>	<i>\$0.00</i>	<i>14.58%</i>
International Wildlife Coalition Inc	ComNet Marketing Group Inc	8	\$4,735.00	(\$105.96)	\$0.00	-2.24%
Jane Goodall Institute for Wildlife Research Education and Conservation	Outreach Associates Inc	8	\$164,847.00	\$63,480.00	\$0.00	38.51%
Jefferson County Deputy Sheriff Association	Stage Door Music Productions Inc	5	\$94,991.50	\$18,996.30	\$0.00	20.00%
Johnson City Police Association	Northeastern Advertising (Morgan, William J)	5	\$28,500.00	\$11,400.00	\$0.00	40.00%
Judicial Watch Inc	MDS Communications Corporation	8	\$238,281.00	\$79,416.00	\$200,872.00	33.33%
<i>Junior Police Academy</i>	<i>TCB Enterprises Inc</i>	8	<i>\$53,870.00</i>	<i>\$8,080.50</i>	<i>\$1,400.00</i>	<i>15.00%</i>
Kalurah Temple AAONMS	Royalty Services Inc	5	\$53,803.00	\$17,202.28	\$0.00	31.97%
Kenmore Club Police Benevolent Association Inc	Niagara Frontier Advertising Associates Inc	7	\$17,530.96	\$13,000.00	\$0.00	74.15%
<i>Kids Wish Network Inc</i>	<i>Reese Teleservices Inc</i>	8	<i>\$749,878.00</i>	<i>\$89,985.00</i>	<i>\$1,717,725.00</i>	<i>12.00%</i>
Kingston Police Benevolent Association	Gotham Productions Inc	3	\$60,649.00	\$15,162.25	\$0.00	25.00%
<i>Kingston Police Gold Shield Society</i>	<i>Gotham Productions Inc</i>	3	<i>\$45,377.00</i>	<i>\$12,705.56</i>	<i>\$0.00</i>	<i>28.00%</i>
<i>Knights of Columbus-Monsignor Delaney Council #5983</i>	<i>Campaign Center Inc (The)</i>	2	<i>\$10,360.00</i>	<i>\$2,590.00</i>	<i>\$0.00</i>	<i>25.00%</i>
Lake City Police Club	Badge Publications (Littlejohn, James N)	5	\$45,598.00	\$15,959.30	\$0.00	35.00%
<i>Lake Mohegan Professional Fire Fighters Association Inc</i>	<i>S & M Enterprises Inc</i>	3	<i>\$33,605.00</i>	<i>\$10,081.50</i>	<i>\$700.00</i>	<i>30.00%</i>
Lambda Legal Defense & Education Fund Inc	EARTHtel Inc	1	\$350,073.00	\$258,054.54	\$157,872.00	73.71%
League of Conservation Voters Inc	Facter Direct Ltd	8	\$10,295.00	(\$6,322.00)	\$6,648.00	-61.41%
League of Conservation Voters Inc	Telefund Inc	8	\$266,327.00	\$139,956.47	\$77,583.00	52.55%

DATA OBTAINED FROM INTERIM AND CLOSING STATEMENTS FILED BY PROFESSIONAL FUND RAISERS

CHARITABLE ORGANIZATION	PROFESSIONAL FUND RAISER	GEO. AREA	GROSS RECEIPTS	NET TO CHARITY	UNCOLLECTED PLEDGES	% TO CHARITY
League of Women Voters of the United States	Facter Direct Ltd	8	\$51,570.00	\$26,647.00	\$14,752.00	51.67%
League of Women Voters of the United States	Outreach Associates Inc	8	\$82,852.00	\$13,927.00	\$0.00	16.81%
League of Women Voters of the United States	Share Group Inc	8	\$226,036.00	\$152,942.00	\$0.00	67.66%
Legal Momentum	Telefund Inc	1	\$34,325.00	\$16,377.78	\$7,576.00	47.71%
Life Issues Institute Inc	MDS Communications Corporation	8	\$91,192.00	\$61,131.00	\$16,884.00	67.04%
Long Island Coalition for Life Inc	MDS Communications Corporation	2	\$57,649.00	\$39,317.00	\$12,036.00	68.20%
<i>Long Island Responds</i>	<i>Mure Associates Inc</i>	2	<i>\$199,547.00</i>	<i>\$19,954.70</i>	<i>\$0.00</i>	<i>10.00%</i>
<i>Long Island State Park Police Benevolent Association Inc</i>	<i>Campaign Center Inc (The)</i>	2	<i>\$267,572.00</i>	<i>\$66,893.00</i>	<i>\$0.00</i>	<i>25.00%</i>
Lynbrook Police Benevolent Association Inc	Island Marketing Concepts Inc	2	\$65,175.00	\$19,552.50	\$0.00	30.00%
<i>Manor Park Seniors Ltd</i>	<i>Campaign Center Inc (The)</i>	2	<i>\$33,552.00</i>	<i>\$8,388.00</i>	<i>\$0.00</i>	<i>25.00%</i>
MAP International	MDS Communications Corporation	8	\$65,396.00	\$47,949.00	\$11,392.00	73.32%
March of Dimes Birth Defects Foundation	Infocision Management Corporation	3	\$59,542.74	\$15,383.16	\$0.00	25.84%
Margaret Woodbury Strong Museum	Telecomp Inc	6	\$18,349.00	\$1,783.00	\$0.00	9.72%
Marine Corps League-Captain William Dale O'Brien Detachment	Capital District Callers Inc	4	\$18,541.50	\$10,197.83	\$0.00	55.00%
Marine Corps League-Electric City Detachment	Capital District Callers Inc	4	\$21,028.00	\$11,565.40	\$0.00	55.00%
<i>Marine Corps League-Huntington Long Island Detachment</i>	<i>Campaign Center Inc (The)</i>	2	<i>\$46,767.00</i>	<i>\$10,675.00</i>	<i>\$0.00</i>	<i>22.83%</i>
Marine Corps League-Troy Detachment Inc	Capital District Callers Inc	4	\$18,541.50	\$10,197.83	\$0.00	55.00%
Mattydale Liverpool North Syracuse Vikings Inc	Municipal Marketing (Forsyth, David)	5	\$17,150.00	\$5,145.00	\$0.00	30.00%
McLean Fire Department Inc	Northeastern Advertising (Morgan, William J)	5	\$16,080.00	\$6,432.00	\$0.00	40.00%
Medecins Sans Frontieres USA Inc	Harris Direct	1	\$2,329,365.22	\$1,643,429.47	\$374,731.00	70.55%
Mercy Corps	MDS Communications Corporation	8	\$899,650.00	\$648,876.00	\$213,853.00	72.13%
Middletown Fire Police	Stage Door Music Productions Inc	3	\$57,049.00	\$11,411.80	\$0.00	20.00%

DATA OBTAINED FROM INTERIM AND CLOSING STATEMENTS FILED BY PROFESSIONAL FUND RAISERS

CHARITABLE ORGANIZATION	PROFESSIONAL FUND RAISER	GEO. AREA	GROSS RECEIPTS	NET TO CHARITY	UNCOLLECTED PLEDGES	% TO CHARITY
Middletown NY Police Benevolent Association	Stage Door Music Productions Inc	3	\$88,088.27	\$17,617.65	\$0.00	20.00%
Middletown NY Police Benevolent Association	Stage Door Music Productions Inc	3	\$88,671.15	\$17,734.23	\$0.00	20.00%
Miracle Flights for Kids	Tele-Response Center Inc	8	\$116,835.91	\$53,475.75	\$0.00	45.77%
<i>Miracle Flights for Kids</i>	<i>Tele-Response Center Inc</i>	8	<i>\$1,580,448.34</i>	<i>\$399,284.66</i>	<i>\$925,319.25</i>	<i>25.26%</i>
Monroe County Volunteer Firemen's Association Inc	Northeastern Advertising (Morgan, William J)	6	\$5,820.00	\$2,328.00	\$0.00	40.00%
Mothers Against Drunk Driving	DialAmerica Marketing Inc	8	\$2,296,651.00	\$244,690.00	\$1,689,486.00	10.65%
Mothers Against Drunk Driving	Heritage Company Inc (The)	8	\$435,745.89	\$217,872.93	\$151,383.51	50.00%
Mothers Against Drunk Driving	Heritage Company Inc (The)	8	\$3,837,337.95	\$1,787,488.68	\$1,606,853.38	46.58%
Mothers Against Drunk Driving	Public Interest Communications Inc	8	\$351,630.41	\$188,522.48	\$0.00	53.61%
<i>Mountain Lake Public Telecommunications Council Inc (WCFE)</i>	<i>ComNet Marketing Group Inc</i>	4	<i>\$36,152.00</i>	<i>\$17,978.75</i>	<i>\$0.00</i>	<i>49.73%</i>
Mt Kisco Police Benevolent Association	JNK Enterprises Inc	3	\$85,555.00	\$25,666.50	\$0.00	30.00%
<i>Multiple Sclerosis Association of America Inc</i>	<i>Heritage Company Inc (The)</i>	8	<i>\$5,731,605.00</i>	<i>\$2,479,710.00</i>	<i>\$1,624,110.00</i>	<i>43.26%</i>
Multiple Sclerosis Association of America Inc	SD&A Teleservices Inc	8	\$156,791.00	\$18,695.00	\$85,217.00	11.92%
Multiple Sclerosis Association of America Inc	Tele-Response Center Inc	8	\$65,498.60	\$18,897.56	\$0.00	28.85%
N. Y. S. Environmental Conservation Police P.B.A. Inc	Northeastern Advertising (Morgan, William J)	6	\$15,260.00	\$6,104.00	\$0.00	40.00%
NAACP Legal Defense and Educational Fund Inc	EARTHtel Inc	1	\$171,595.00	\$105,987.00	\$0.00	61.77%
<i>NARAL Pro-Choice America</i>	<i>Facter Direct Ltd</i>	8	<i>\$988,631.00</i>	<i>\$563,808.00</i>	<i>\$364,063.00</i>	<i>57.03%</i>
NARAL Pro-Choice America	Gordon & Schwenkmeyer Inc	8	\$181,961.00	(\$9,628.42)	\$0.00	-5.29%
NARAL Pro-Choice America	Outreach Associates Inc	8	\$468,796.00	\$259,387.00	\$0.00	55.33%
NARAL Pro-Choice America	Outreach Associates Inc	8	\$127,621.00	\$39,804.00	\$0.00	31.19%
NARAL Pro-Choice America	Share Group Inc	8	\$970,599.00	\$652,866.00	\$0.00	67.26%
NARAL Pro-Choice America	Telefund Inc	8	\$127,351.00	\$51,686.65	\$12,199.00	40.59%

DATA OBTAINED FROM INTERIM AND CLOSING STATEMENTS FILED BY PROFESSIONAL FUND RAISERS

CHARITABLE ORGANIZATION	PROFESSIONAL FUND RAISER	GEO. AREA	GROSS RECEIPTS	NET TO CHARITY	UNCOLLECTED PLEDGES	% TO CHARITY
NARAL Pro-Choice New York Inc	Telefund Inc	1	\$45,942.00	\$26,489.50	\$12,121.00	57.66%
Narcotic Enforcement Officers Association Inc	Civic Development Group LLC	4	\$62,527.00	\$8,898.00	\$0.00	14.23%
<i>Nassau County Council Veterans of Foreign Wars of the United States Inc</i>	<i>Campaign Center Inc (The)</i>	2	<i>\$181,006.00</i>	<i>\$36,201.00</i>	<i>\$0.00</i>	<i>20.00%</i>
Nassau County Detectives Law Enforcement Night Committee	Island Marketing Concepts Inc	2	\$13,785.00	\$3,446.25	\$0.00	25.00%
Nassau Police Conference Inc	Island Marketing Concepts Inc	2	\$488,315.00	\$130,000.00	\$0.00	26.62%
National Association for the Advancement of Colored People	Share Group Inc	8	\$535,783.00	\$290,861.00	\$0.00	54.29%
National Association for the Terminally Ill Inc	Heritage Company Inc (The)	8	\$4,200.60	\$4,200.60	\$10,015.00	100.00%
National Audubon Society Inc	Outreach Associates Inc	1	\$58,380.00	\$24,753.00	\$0.00	42.40%
National Audubon Society Inc	Public Interest Communications Inc	1	\$57,671.43	(\$32,464.27)	\$41,341.00	-56.29%
National Audubon Society Inc	Share Group Inc	1	\$388,746.00	\$147,069.00	\$0.00	37.83%
National Audubon Society Inc	Telefund Inc	1	\$5,956.00	(\$21,330.32)	\$19,298.00	-358.13%
National Breast Cancer Coalition	Share Group Inc	8	\$115,963.00	\$44,715.00	\$0.00	38.56%
<i>National Cancer Coalition Inc</i>	<i>Xentel Inc</i>	8	<i>\$1,499,216.00</i>	<i>\$179,905.92</i>	<i>\$1,520,355.00</i>	<i>12.00%</i>
<i>National Caregiving Foundation</i>	<i>Reese Teleservices Inc</i>	8	<i>\$2,408,006.00</i>	<i>\$336,000.00</i>	<i>\$2,140,428.00</i>	<i>13.95%</i>
<i>National Children's Cancer Society Inc</i>	<i>Heritage Company Inc (The)</i>	8	<i>\$2,931,131.06</i>	<i>\$1,140,811.01</i>	<i>\$932,062.20</i>	<i>38.92%</i>
National Coalition for the Homeless Inc	Gordon & Schwenkmeyer Inc	8	\$5,439.00	\$3,024.27	\$0.00	55.60%
<i>National Federation of the Blind of New York State Inc</i>	<i>Capital District Callers Inc</i>	1	<i>\$76,403.00</i>	<i>\$24,448.96</i>	<i>\$0.00</i>	<i>32.00%</i>
National Gay and Lesbian Task Force Foundation	Share Group Inc	8	\$97,850.00	\$44,670.00	\$0.00	45.65%
National Museum of Women in the Arts Inc	Outreach Associates Inc	8	\$328,299.00	\$55,910.00	\$0.00	17.03%
National Narcotic Officers Associations Coalition	Midwest Publishing-DN Inc	8	\$137,251.51	\$20,587.73	\$0.00	15.00%
National Organization for Women Inc	Share Group Inc	8	\$740,434.00	\$338,876.00	\$0.00	45.77%

DATA OBTAINED FROM INTERIM AND CLOSING STATEMENTS FILED BY PROFESSIONAL FUND RAISERS

CHARITABLE ORGANIZATION	PROFESSIONAL FUND RAISER	GEO. AREA	GROSS RECEIPTS	NET TO CHARITY	UNCOLLECTED PLEDGES	% TO CHARITY
National Osteoporosis Foundation (The)	Share Group Inc	8	\$3,845.00	(\$1,855.00)	\$0.00	-48.24%
National Parks Conservation Association	Factor Direct Ltd	8	\$409,320.00	\$106,602.00	\$160,288.00	26.04%
National Parks Conservation Association	Share Group Inc	8	\$309,837.00	\$48,376.00	\$0.00	15.61%
<i>National Police Defense Foundation Inc</i>	<i>New Liberty Promotions Inc</i>	8	<i>\$229,916.50</i>	<i>\$34,487.48</i>	<i>\$0.00</i>	<i>15.00%</i>
National Right to Life Committee Inc	Infocision Management Corporation	8	\$461,422.07	\$73,699.53	\$0.00	15.97%
National Right to Life Committee Inc	MDS Communications Corporation	8	\$5,232,578.00	\$6,099.00	\$4,128,892.00	0.12%
<i>National Right to Life Committee Inc</i>	<i>Treasure State Development Corporation</i>	8	<i>\$86,300.00</i>	<i>\$57,821.00</i>	<i>\$0.00</i>	<i>67.00%</i>
National Taxpayers Union	Factor Direct Ltd	8	\$1,671.00	(\$4,400.00)	\$3,504.00	-263.32%
National Trust for Historic Preservation in the United States	Donor Services Group LLC	8	\$1,149,229.00	\$807,416.00	\$175,657.00	70.26%
<i>National Veterans Services Fund Inc</i>	<i>Bee LC</i>	8	<i>\$434,667.00</i>	<i>\$48,162.67</i>	<i>\$68,696.00</i>	<i>11.08%</i>
National Wildlife Federation	Donor Services Group LLC	8	\$451,606.00	(\$166,750.00)	\$717,623.00	-36.92%
National Wildlife Federation	Share Group Inc	8	\$544,128.00	\$168,537.00	\$0.00	30.97%
Native American Rights Fund	Share Group Inc	8	\$11,693.00	(\$13,902.00)	\$0.00	-118.89%
Natural Resources Defense Council Inc	Factor Direct Ltd	1	\$661,774.00	\$183,390.00	\$439,378.00	27.71%
<i>New Jersey Symphony Orchestra</i>	<i>DCM Inc</i>	8	<i>\$801,881.00</i>	<i>\$498,200.00</i>	<i>\$0.00</i>	<i>62.13%</i>
New Jersey Symphony Orchestra	DCM Inc	8	\$149,196.00	\$64,614.02	\$0.00	43.31%
New York AMVETS Inc	Xentel America Inc	2	\$387,528.33	\$12,000.00	\$0.00	3.10%
New York and Presbyterian Hospital	Telecomp Inc	1	\$562,401.00	\$296,149.20	\$0.00	52.66%
New York and Presbyterian Hospital	Telecomp Inc	1	\$565,976.00	\$90,284.32	\$0.00	15.95%
New York Cares Inc	Gordon & Schwenkmeyer Inc	1	\$125,903.95	\$93,676.24	\$0.00	74.40%
New York Cares Inc	Infocision Management Corporation	1	\$335.00	(\$5,201.21)	\$0.00	-1552.60%
New York City Ballet Inc	SD&A Teleservices Inc	1	\$1,536,146.00	\$1,132,121.00	\$42,547.00	73.70%

DATA OBTAINED FROM INTERIM AND CLOSING STATEMENTS FILED BY PROFESSIONAL FUND RAISERS

CHARITABLE ORGANIZATION	PROFESSIONAL FUND RAISER	GEO. AREA	GROSS RECEIPTS	NET TO CHARITY	UNCOLLECTED PLEDGES	% TO CHARITY
<i>New York City Opera Inc</i>	<i>DCM Inc</i>	1	\$1,464,011.00	\$1,045,096.52	\$0.00	71.39%
New York City Opera Inc	DCM Inc	1	\$474,517.00	\$337,749.50	\$0.00	71.18%
New York Law Enforcement Association Inc	Stage Door Music Productions Inc	6	\$204,588.23	\$44,055.29	\$0.00	21.53%
<i>New York Organization of Narcotics Enforcers Inc</i>	<i>Xentel Inc</i>	1	\$289,281.93	\$43,392.28	\$927,216.07	15.00%
<i>New York Police Chief's Benevolent Association Inc</i>	<i>New Liberty Promotions Inc</i>	3	\$984,526.20	\$157,524.19	\$0.00	16.00%
New York Restoration Project	Facter Direct Ltd	1	\$31,413.00	\$6,260.00	\$16,717.00	19.93%
New York Shakespeare Festival	DCM Inc	1	\$168,695.00	\$137,139.30	\$0.00	81.29%
New York State Association of PBA's Inc	Civic Development Group LLC	2	\$2,402,686.00	\$361,784.00	\$0.00	15.06%
<i>New York State Association of PBA's Inc</i>	<i>Mac Communications (MacDonald, John T)</i>	2	\$167,363.59	\$52,608.87	\$0.00	31.43%
<i>New York State Association of PBA's Inc</i>	<i>Midwest Publishing-DN Inc</i>	2	\$501,041.66	\$85,177.08	\$0.00	17.00%
<i>New York State Association of PBA's Inc</i>	<i>New Liberty Promotions Inc</i>	2	\$133,484.20	\$20,022.63	\$0.00	15.00%
<i>New York State Association of Chiefs of Police Inc</i>	<i>Suffolk Productions Inc</i>	4	\$607,810.00	\$182,343.00	\$0.00	30.00%
<i>New York State Association of Chiefs of Police Inc</i>	<i>Xentel Inc</i>	4	\$356,171.00	\$71,234.20	\$776,898.00	20.00%
New York State Corrections Emerald Society Inc	Gotham Productions Inc	4	\$20,107.50	\$5,026.87	\$0.00	25.00%
New York State Court Clerks Association	Tan Productions Inc	1	\$84,596.00	\$25,378.80	\$0.00	30.00%
New York State Crime Stoppers Inc	Royalty Services Inc	3	\$11,145.00	\$1,671.75	\$0.00	15.00%
<i>New York State Deputies Association Inc</i>	<i>Midwest Publishing-DN Inc</i>	5	\$338,974.39	\$57,625.65	\$0.00	17.00%
New York State Park Police PBA Inc	Northeastern Advertising (Morgan, William J)	2	\$11,275.00	\$4,510.00	\$0.00	40.00%
New York State Park Police PBA Inc	Northeastern Advertising (Morgan, William J)	2	\$5,965.00	\$2,087.75	\$0.00	35.00%
New York State Park Police PBA Inc	Suffolk Productions Inc	2	\$89,715.00	\$22,429.00	\$0.00	25.00%
New York State Right to Life Committee Inc	MDS Communications Corporation	4	\$257,228.00	\$139,134.00	\$93,519.00	54.09%
New York State Union of Police Associations Inc	Xentel America Inc	3	\$374,925.76	\$71,995.00	\$0.00	19.20%
<i>New York Veteran Police Association Inc</i>	<i>New Age Services Ltd</i>	2	\$153,108.00	\$22,966.20	\$199,040.00	15.00%

DATA OBTAINED FROM INTERIM AND CLOSING STATEMENTS FILED BY PROFESSIONAL FUND RAISERS

CHARITABLE ORGANIZATION	PROFESSIONAL FUND RAISER	GEO. AREA	GROSS RECEIPTS	NET TO CHARITY	UNCOLLECTED PLEDGES	% TO CHARITY
<i>New York Vietnam Veterans Foundation Inc</i>	<i>Xentel Inc</i>	3	\$325,426.65	\$60,000.00	\$0.00	18.44%
<i>New York-Presbyterian Fund Inc</i>	<i>Telecomp Inc</i>	1	\$296,449.00	\$120,349.46	\$0.00	40.60%
Newland-Wood Fire Company of the Stillwater Fire Department	Royalty Services Inc	4	\$25,803.00	\$10,000.00	\$0.00	38.76%
<i>Niagara Falls New York Police Athletic League</i>	<i>Campaign Headquarters Inc</i>	7	\$67,280.00	\$22,875.00	\$0.00	34.00%
<i>Niagara Falls New York Police Athletic League</i>	<i>Campaign Headquarters Inc</i>	7	\$58,969.50	\$13,562.98	\$0.00	23.00%
Niskayuna Police Benevolent Association Inc	Nordel Publishing Inc	4	\$68,463.00	\$27,566.50	\$0.00	40.26%
Nora Lam Chinese Ministries International	Infocision Management Corporation	8	\$253,509.06	\$76,786.72	\$0.00	30.29%
North Greece Fire Fighters Association Local #3827 IAFF AFL CIO Inc	Stage Door Music Productions Inc	6	\$53,283.00	\$10,656.60	\$0.00	20.00%
North Shore Animal League America Inc	MDS Communications Corporation	2	\$21,267.00	\$4,990.00	\$11,839.00	23.46%
North Shore Animal League America Inc	Public Interest Communications Inc	2	\$67,460.00	(\$107,374.79)	\$47,347.00	-159.17%
North Syracuse Police Benevolent Association	Municipal Marketing (Forsyth, David)	5	\$47,748.00	\$19,855.20	\$0.00	41.58%
<i>North Tonawanda Policemen Benevolent Association Inc</i>	<i>Stage Door Music Productions Inc</i>	7	\$18,913.24	\$5,919.91	\$0.00	31.30%
North Tonawanda Professional Firefighters Benevolent Association	Stage Door Music Productions Inc	7	\$34,317.50	\$7,500.00	\$0.00	21.85%
Northeast Mobile Search and Rescue Inc	Capital District Callers Inc	4	\$40,889.00	\$22,488.95	\$0.00	55.00%
<i>Northern New York Volunteer Firemens Association Inc</i>	<i>Caring People Enterprises Inc</i>	5	\$98,840.50	\$19,849.70	\$0.00	20.08%
<i>Norwich Police Benevolent Association</i>	<i>Event Marketing (Narde, James E)</i>	5	\$39,077.00	\$13,676.95	\$0.00	35.00%
NYST Benefit Fund Inc	Trooper Publishing Inc	4	\$330,180.26	\$96,138.51	\$0.00	29.12%
Ocean Conservancy Inc	Public Interest Communications Inc	8	\$10,276.00	(\$8,653.36)	\$1,194.00	-84.21%
Oceana Inc	Telefund Inc	8	\$25,302.00	(\$843.34)	\$16,133.00	-3.33%
Oneida County Volunteer Fire Police Association	Municipal Marketing (Forsyth, David)	5	\$55,588.50	\$13,897.12	\$0.00	25.00%
Oneonta Police Benevolent Association	Event Marketing (Narde, James E)	5	\$45,949.25	\$17,460.72	\$0.00	38.00%

DATA OBTAINED FROM INTERIM AND CLOSING STATEMENTS FILED BY PROFESSIONAL FUND RAISERS

CHARITABLE ORGANIZATION	PROFESSIONAL FUND RAISER	GEO. AREA	GROSS RECEIPTS	NET TO CHARITY	UNCOLLECTED PLEDGES	% TO CHARITY
Onondaga County Deputy Sheriffs Police Association Inc	Municipal Marketing (Forsyth, David)	5	\$109,443.00	\$43,777.20	\$0.00	40.00%
<i>Operation Lookout National Center for Missing Youth</i>	<i>Contract Communications Inc</i>	8	<i>\$516,378.00</i>	<i>\$77,457.00</i>	<i>\$208,106.00</i>	<i>15.00%</i>
<i>Operation Lookout National Center for Missing Youth</i>	<i>Midwest Publishing-DN Inc</i>	8	<i>\$171,475.56</i>	<i>\$25,721.33</i>	<i>\$0.00</i>	<i>15.00%</i>
Orange County Deputy Sheriffs Police Benevolent Association	Gotham Productions Inc	3	\$72,780.00	\$18,195.00	\$0.00	25.00%
Orange County K-9 Association Inc	Stage Door Music Productions Inc	3	\$103,504.00	\$20,700.80	\$0.00	20.00%
Oriental Temple AONMS	Royalty Services Inc	4	\$135,127.00	\$40,000.00	\$0.00	29.60%
<i>Ossining Police Athletic League</i>	<i>Spotlight Music Productions Inc</i>	3	<i>\$96,604.00</i>	<i>\$28,981.20</i>	<i>\$0.00</i>	<i>30.00%</i>
Oswego County Lodge-NYS Lodge #1 of the Fraternal Order of Police	Citizens We Care	5	\$62,554.00	\$15,638.50	\$12,908.00	25.00%
Otsego County Deputy Sheriffs Police Benevolent Association	Event Marketing (Narde, James E)	5	\$45,659.00	\$15,980.65	\$0.00	35.00%
<i>Our American Veterans Inc</i>	<i>All Star Productions (Messmore, Barbara)</i>	8	<i>\$7,899.00</i>	<i>\$1,579.80</i>	<i>\$5,581.00</i>	<i>20.00%</i>
<i>Owego Police Benevolent Association</i>	<i>Vee Concepts of New York Inc</i>	5	<i>\$16,570.00</i>	<i>\$5,799.50</i>	<i>\$4,900.00</i>	<i>35.00%</i>
Oxfam America Inc	Share Group Inc	8	\$566,716.00	\$349,532.00	\$0.00	61.68%
Oxfam America Inc	Telefund Inc	8	\$262,854.00	\$85,821.07	\$197,110.00	32.65%
Papermill Playhouse	DCM Inc	8	\$159,272.00	\$93,502.04	\$0.00	58.71%
Papermill Playhouse	DCM Inc	8	\$118,750.00	\$55,219.50	\$0.00	46.50%
Parents, Families and Friends of Lesbians and Gays Inc	Outreach Associates Inc	8	\$39,674.00	\$19,087.00	\$0.00	48.11%
Parents of Retarded Children Camp Fund Inc	Marketing Squad Inc	7	\$210,100.00	\$42,020.00	\$0.00	20.00%
Patrolman's Benevolent Association of Southampton Town Inc	Tan Productions Inc	2	\$53,800.00	\$29,590.00	\$0.00	55.00%
Patrolmen's Benevolent Association of Long Beach New York Inc	Suffolk Productions Inc	2	\$50,125.00	\$20,050.00	\$0.00	40.00%
Peekskill Police Association Inc	Starlet Music Productions (Corbett, Herbert)	3	\$75,267.00	\$22,500.00	\$0.00	29.89%

DATA OBTAINED FROM INTERIM AND CLOSING STATEMENTS FILED BY PROFESSIONAL FUND RAISERS

CHARITABLE ORGANIZATION	PROFESSIONAL FUND RAISER	GEO. AREA	GROSS RECEIPTS	NET TO CHARITY	UNCOLLECTED PLEDGES	% TO CHARITY
People for the American Way	Share Group Inc	8	\$274,963.00	\$124,928.00	\$0.00	45.43%
People for the American Way	Telefund Inc	8	\$781,015.00	\$134,061.55	\$719,209.00	17.17%
People for the Ethical Treatment of Animals Inc	Share Group Inc	8	\$133,471.00	(\$10,221.00)	\$0.00	-7.66%
People for the Ethical Treatment of Animals Inc	Telefund Inc	8	\$454,859.22	\$111,641.16	\$382,134.78	24.54%
Philharmonic-Symphony Society of New York Inc (New York Philharmonic Symphony Society)	DCM Inc	1	\$1,020,475.98	\$659,124.33	\$109,736.00	64.59%
<i>Planetary Society</i>	<i>Harris Direct</i>	8	<i>\$56,338.00</i>	<i>\$5,825.40</i>	<i>\$34,438.00</i>	<i>10.34%</i>
Planned Parenthood Action Fund Inc	Donor Services Group LLC	1	\$623,214.00	\$470,469.00	\$157,219.00	75.49%
Planned Parenthood Action Fund Inc	Facter Direct Ltd	1	\$125,422.00	\$42,617.00	\$52,038.00	33.98%
Planned Parenthood Action Fund Inc	Public Interest Communications Inc	1	\$105,078.97	\$24,079.85	\$46,639.03	22.92%
Planned Parenthood Action Fund Inc	Share Group Inc	1	\$19,596.00	(\$4,274.00)	\$0.00	-21.81%
Planned Parenthood Action Fund Inc	Telefund Inc	1	\$564,680.50	\$285,078.36	\$270,665.50	50.48%
Planned Parenthood Federation of America Inc	Donor Services Group LLC	1	\$1,162,992.00	\$772,968.00	\$567,642.00	66.46%
Planned Parenthood Federation of America Inc	Facter Direct Ltd	1	\$917,565.00	\$442,174.00	\$421,270.00	48.19%
Planned Parenthood Federation of America Inc	Public Interest Communications Inc	1	\$297,099.68	\$130,304.83	\$90,250.32	43.86%
Planned Parenthood Federation of America Inc	Share Group Inc	1	\$119,424.00	\$66,225.00	\$0.00	55.45%
Planned Parenthood Federation of America Inc	Telefund Inc	1	\$727,826.00	\$379,244.84	\$384,811.00	52.11%
Planned Parenthood of the Rochester Syracuse Region Inc	MJM & Associates Inc	6	\$22,335.00	\$14,772.55	\$12,082.00	66.14%
Planned Parenthood of the Rochester Syracuse Region Inc	MJM & Associates Inc	6	\$37,749.00	\$13,705.79	\$23,916.00	36.31%
Playwrights Horizons Inc	DCM Inc	1	\$214,809.00	\$117,072.15	\$0.00	54.50%
Playwrights Horizons Inc	DCM Inc	1	\$40,408.00	\$12,054.00	\$0.00	29.83%
<i>Pleasantville New York Police Benevolent Association Inc</i>	<i>S & M Enterprises Inc</i>	3	<i>\$42,153.00</i>	<i>\$13,067.43</i>	<i>\$700.00</i>	<i>31.00%</i>
Police Association of the City of Mount Vernon Inc	Holmac Telecommunications Inc	3	\$25,305.00	\$8,857.00	\$0.00	35.00%

DATA OBTAINED FROM INTERIM AND CLOSING STATEMENTS FILED BY PROFESSIONAL FUND RAISERS

CHARITABLE ORGANIZATION	PROFESSIONAL FUND RAISER	GEO. AREA	GROSS RECEIPTS	NET TO CHARITY	UNCOLLECTED PLEDGES	% TO CHARITY
<i>Police Athletic League of Yonkers Foundation Inc</i>	<i>TCB Enterprises Inc</i>	3	\$165,000.00	\$57,750.00	\$0.00	35.00%
Police Athletic Team of Suffolk County Inc	Suffolk Productions Inc	2	\$44,353.00	\$12,419.00	\$0.00	28.00%
Police Benevolent Association of the City of White Plains	JNK Enterprises Inc	3	\$94,200.00	\$37,680.00	\$0.00	40.00%
Police Captains and Lieutenants Association of Erie County Inc	Civic Partners (Warburton, Donald)	7	\$102,279.00	\$25,000.00	\$0.00	24.44%
<i>Police Conference of New York Inc</i>	<i>Holmac Telecommunications Inc</i>	4	\$262,560.00	\$78,768.00	\$0.00	30.00%
<i>Police Conference of New York Inc</i>	<i>Xentel Inc</i>	4	\$708,352.00	\$141,670.40	\$0.00	20.00%
Police Officer Defense Fund of New York State Inc	Xentel America Inc	3	\$35,741.00	\$21,000.00	\$0.00	58.76%
<i>Police Protective Fund</i>	<i>Data Communications Inc</i>	8	\$31,591.00	\$3,790.92	\$0.00	12.00%
<i>Police Protective Fund</i>	<i>TCB Enterprises Inc</i>	8	\$51,087.00	\$7,663.05	\$0.00	15.00%
<i>Policemen's Benevolent Association of Westchester County Inc</i>	<i>S & M Enterprises Inc</i>	3	\$90,181.00	\$34,268.78	\$0.00	38.00%
<i>Port Washington Police Athletic League Inc</i>	<i>Tan Productions Inc</i>	2	\$30,375.00	\$15,187.50	\$0.00	50.00%
Port Washington Police Benevolent Association Inc	Tan Productions Inc	2	\$47,519.00	\$23,759.50	\$0.00	50.00%
<i>Potsdam Police Protective Association</i>	<i>Stage Door Music Productions Inc</i>	5	\$28,912.00	\$5,204.16	\$0.00	18.00%
<i>Project Cure Inc</i>	<i>Bee LC</i>	8	\$591,763.00	\$131,860.40	\$128,568.50	22.28%
<i>Project Hope the People to People Health Foundation Inc</i>	<i>EARTHtel Inc</i>	8	\$39,588.00	\$22,651.75	\$0.00	57.22%
Project Hope the People to People Health Foundation Inc	Facter Direct Ltd	8	\$221,787.00	\$109,314.00	\$334,385.00	49.29%
Project Hope the People to People Health Foundation Inc	Facter Direct Ltd	8	\$184,194.00	\$4,776.00	\$247,226.00	2.59%
<i>Public Broadcasting Council of Central NY Inc (WCNY)</i>	<i>ComNet Marketing Group Inc</i>	5	\$31,717.00	\$13,231.00	\$0.00	41.72%
Public Citizen Foundation Inc	EARTHtel Inc	8	\$92,932.00	(\$4,765.50)	\$0.00	-5.13%
Public Citizen Foundation Inc	Telefund Inc	8	\$37,615.00	\$30,777.54	\$15,626.00	81.82%
Public Citizen Inc	EARTHtel Inc	8	\$5,086.00	(\$1,263.50)	\$0.00	-24.84%
Public Citizen Inc	Telefund Inc	8	\$157,929.00	\$58,907.36	\$45,590.00	37.30%

DATA OBTAINED FROM INTERIM AND CLOSING STATEMENTS FILED BY PROFESSIONAL FUND RAISERS

CHARITABLE ORGANIZATION	PROFESSIONAL FUND RAISER	GEO. AREA	GROSS RECEIPTS	NET TO CHARITY	UNCOLLECTED PLEDGES	% TO CHARITY
Putnam County Sheriff's Department Police Benevolent Association	Community Services Inc	3	\$53,211.00	\$24,765.50	\$0.00	46.54%
Putnam County Volunteer Firemens Association	Community Services Inc	3	\$81,462.00	\$24,438.60	\$0.00	30.00%
Queens College Foundation Inc	RuffaloCODY LLC	1	\$338,830.25	\$248,793.70	\$83,052.00	73.43%
Rails-to-Trails Conservancy	Public Interest Communications Inc	8	\$10,522.00	\$5,194.13	\$0.00	49.36%
Reach Our Children Inc	Allan C Hill Productions Inc	8	\$66,575.90	\$7,989.11	\$39,291.10	12.00%
Religious Coalition for Reproductive Choice Inc	Share Group Inc	8	\$11,424.00	\$2,673.00	\$0.00	23.40%
Rensselaer County Deputy Sheriffs Police Benevolent Association	Gotham Productions Inc	4	\$62,215.00	\$18,664.50	\$0.00	30.00%
<i>Reserve Police Officers Association</i>	<i>Marketing Squad Inc</i>	3	<i>\$51,455.00</i>	<i>\$7,718.00</i>	<i>\$0.00</i>	<i>15.00%</i>
<i>Retired Police Association of the State of New York Inc</i>	<i>Data Communications Inc</i>	2	<i>\$19,300.00</i>	<i>\$2,895.00</i>	<i>\$0.00</i>	<i>15.00%</i>
Riverdale Country School Inc	Lester Inc	1	\$7,730.00	\$6,414.00	\$1,325.00	82.98%
Riverhead Police Benevolent Association Inc	Tan Productions Inc	2	\$32,065.00	\$16,353.15	\$0.00	51.00%
<i>Rochester Philharmonic Orchestra Inc</i>	<i>Telecomp Inc</i>	6	<i>\$294,371.08</i>	<i>\$240,625.27</i>	<i>\$0.00</i>	<i>81.74%</i>
Rochester Philharmonic Orchestra Inc	Telecomp Inc	6	\$591,402.00	\$478,547.60	\$0.00	80.92%
<i>Rockland County Patrolmens Benevolent Association Inc</i>	<i>National Benefit Company</i>	3	<i>\$169,557.75</i>	<i>\$62,246.46</i>	<i>\$0.00</i>	<i>36.71%</i>
Rockland County Society for the Prevention of Cruelty to Children	Xentel Inc	3	\$1,950.00	\$292.50	\$0.00	15.00%
<i>Roger Wyburn-Mason & Jack M Blount Foundation for Eradication of Rheumatoid Disease Inc</i>	<i>Bee LC</i>	8	<i>\$160,903.09</i>	<i>\$25,462.41</i>	<i>\$61,130.91</i>	<i>15.82%</i>
Roswell Park Alliance Foundation	IDC Ltd	7	\$486,555.94	(\$303,512.37)	\$1,118,676.40	-62.38%
Rutherford Institute	MDS Communications Corporation	8	\$48,111.00	\$18,565.00	\$14,739.00	38.59%
Rye Country Day School	Lester Inc	3	\$40,070.00	\$32,780.00	\$2,250.00	81.81%
<i>SADD Inc</i>	<i>Tele-Response Center Inc</i>	8	<i>\$2,290,619.80</i>	<i>\$840,000.00</i>	<i>\$0.00</i>	<i>36.67%</i>

DATA OBTAINED FROM INTERIM AND CLOSING STATEMENTS FILED BY PROFESSIONAL FUND RAISERS

CHARITABLE ORGANIZATION	PROFESSIONAL FUND RAISER	GEO. AREA	GROSS RECEIPTS	NET TO CHARITY	UNCOLLECTED PLEDGES	% TO CHARITY
Saratoga County Deputy Sheriffs Benevolent Association	Stage Door Music Productions Inc	4	\$119,770.89	\$32,442.61	\$0.00	27.09%
<i>Saratoga County Deputy Sheriffs PBA</i>	<i>Nordel Publishing Inc</i>	4	<i>\$51,348.00</i>	<i>\$23,106.60</i>	<i>\$0.00</i>	<i>45.00%</i>
Save the Children Federation Inc	Infocision Management Corporation	8	\$84,500.00	\$29,400.53	\$0.00	34.79%
Scarsdale Patrolmens Benevolent Association	Holmac Telecommunications Inc	3	\$249,984.00	\$91,494.40	\$0.00	36.60%
Schenectady County Sheriffs Benevolent Association	Gotham Productions Inc	4	\$119,306.25	\$44,000.00	\$0.00	36.88%
<i>Schenectady Police Benevolent Association</i>	<i>Gotham Productions Inc</i>	4	<i>\$131,200.50</i>	<i>\$35,000.00</i>	<i>\$0.00</i>	<i>26.68%</i>
Schuyler County Deputy Sheriffs Association Inc	Vee Concepts of New York Inc	6	\$62,659.00	\$22,557.24	\$0.00	36.00%
<i>Scotia Patrolmens Benevolent Association Inc</i>	<i>Gotham Productions Inc</i>	4	<i>\$26,045.00</i>	<i>\$7,859.00</i>	<i>\$0.00</i>	<i>30.17%</i>
<i>Self Help for Hard of Hearing People Western NY Chapter</i>	<i>Marketing Squad Inc</i>	7	<i>\$8,165.00</i>	<i>\$1,225.00</i>	<i>\$0.00</i>	<i>15.00%</i>
Servicemembers Legal Defense Network Inc	Outreach Associates Inc	8	\$58,260.00	\$30,459.00	\$0.00	52.28%
<i>Sheriff's Silver Star Association Inc</i>	<i>Stage Door Music Productions Inc</i>	5	<i>\$120,844.00</i>	<i>\$27,794.12</i>	<i>\$0.00</i>	<i>23.00%</i>
Sierra Club	EARTHtel Inc	8	\$1,062,354.00	\$326,840.00	\$0.00	30.77%
Sierra Club	Outreach Associates Inc	8	\$3,314,452.00	\$2,052,140.95	\$0.00	61.91%
Sierra Club	Telefund Inc	8	\$568,271.00	\$118,520.51	\$321,543.00	20.86%
Simon Wiesenthal Center	Facter Direct Ltd	8	\$50,415.00	(\$38,041.00)	\$64,266.00	-75.46%
<i>Sleepy Hollow Police Benevolent Association Inc</i>	<i>S & M Enterprises Inc</i>	3	<i>\$20,305.00</i>	<i>\$7,106.75</i>	<i>\$1,200.00</i>	<i>35.00%</i>
<i>Sojourners</i>	<i>Infocision Management Corporation</i>	8	<i>\$25,403.05</i>	<i>\$3,101.39</i>	<i>\$0.00</i>	<i>12.21%</i>
South Glens Falls Police Benevolent Association	Royalty Services Inc	4	\$7,808.00	\$2,342.40	\$0.00	30.00%
South Lockport Fire Company Inc	Spotlight Music Productions Inc	7	\$49,613.00	\$12,404.00	\$0.00	25.00%
Southern Poverty Law Center Inc	Outreach Associates Inc	8	\$322,232.44	\$149,795.01	\$0.00	46.49%
Southern Poverty Law Center Inc	Share Group Inc	8	\$269,122.00	\$171,190.00	\$0.00	63.61%
Southern Poverty Law Center Inc	Telefund Inc	8	\$493,042.00	\$300,729.96	\$197,090.00	60.99%
Southern Tier Canine Association Inc	Northeastern Advertising (Morgan, William J)	5	\$25,637.00	\$12,818.50	\$0.00	50.00%

DATA OBTAINED FROM INTERIM AND CLOSING STATEMENTS FILED BY PROFESSIONAL FUND RAISERS

CHARITABLE ORGANIZATION	PROFESSIONAL FUND RAISER	GEO. AREA	GROSS RECEIPTS	NET TO CHARITY	UNCOLLECTED PLEDGES	% TO CHARITY
Southside Cyclones Football Club Inc	Caring People Enterprises Inc	6	\$28,919.00	\$7,414.00	\$0.00	25.64%
<i>Southwest Rochester Kiwanis Foundation Inc</i>	<i>Marketing Squad Inc</i>	6	<i>\$41,240.00</i>	<i>\$8,248.00</i>	<i>\$0.00</i>	<i>20.00%</i>
<i>Special Olympics New York Inc</i>	<i>Heritage Company Inc (The)</i>	4	<i>\$1,417,197.32</i>	<i>\$1,023,747.82</i>	<i>\$503,120.24</i>	<i>72.24%</i>
State University of New York New Paltz Foundation Inc	Lester Inc	3	\$2,525.67	(\$7,392.33)	\$3,918.22	-292.69%
Stop the Violence Inc	Capital District Callers Inc	4	\$34,127.00	\$17,063.50	\$0.00	50.00%
Stop the Violence Inc	Marketing Squad Inc	4	\$275,495.00	\$41,774.00	\$0.00	15.16%
Student Conservation Association Inc	ComNet Marketing Group Inc	8	\$4,295.00	(\$5,354.28)	\$0.00	-124.66%
<i>Suffolk County Council Veterans of Foreign Wars of the United States Inc</i>	<i>Campaign Center Inc (The)</i>	2	<i>\$138,215.00</i>	<i>\$27,643.00</i>	<i>\$0.00</i>	<i>20.00%</i>
Suffolk County Deputy Sheriff's Benevolent Association	Gotham Productions Inc	2	\$27,938.00	\$9,000.00	\$0.00	32.21%
<i>Suffolk County Detachment Marine Corps League</i>	<i>Campaign Center Inc (The)</i>	2	<i>\$126,409.00</i>	<i>\$25,282.00</i>	<i>\$0.00</i>	<i>20.00%</i>
<i>Suffolk County Detective Investigators Police Benevolent Association</i>	<i>D & D Telemarketing Inc</i>	2	<i>\$119,670.00</i>	<i>\$40,914.00</i>	<i>\$0.00</i>	<i>34.19%</i>
<i>Suffolk County Detectives Association Inc</i>	<i>Suffolk Productions Inc</i>	2	<i>\$163,811.00</i>	<i>\$57,334.00</i>	<i>\$0.00</i>	<i>35.00%</i>
<i>Suffolk County Police Athletic League Inc</i>	<i>Campaign Center Inc (The)</i>	2	<i>\$328,629.00</i>	<i>\$82,157.00</i>	<i>\$0.00</i>	<i>25.00%</i>
Suffolk County Police Athletic League Inc	D & D Telemarketing Inc	2	\$125,810.00	\$50,524.00	\$0.00	40.16%
Suffolk County Police Conference Inc	Tan Productions Inc	2	\$99,005.00	\$29,701.50	\$0.00	30.00%
Suffolk County Police Conference Inc	Tan Productions Inc	2	\$13,750.00	\$0.00	\$0.00	0.00%
Suffolk County Police Memorial Fund Inc	D & D Telemarketing Inc	2	\$114,360.00	\$46,432.00	\$0.00	40.60%
<i>Suffolk County Veteran Halfway House Project Inc</i>	<i>Mure Associates Inc</i>	2	<i>\$53,610.00</i>	<i>\$10,722.00</i>	<i>\$0.00</i>	<i>20.00%</i>
Sullivan County Patrolmans Benevolent Association	Mako Enterprises (Grimm, Robert)	3	\$21,546.00	\$6,500.00	\$0.00	30.17%
Sullivan County Probation Officers Association Inc	Mako Enterprises (Grimm, Robert)	3	\$1,070.00	\$321.00	\$0.00	30.00%
Supplemental Food Providers Inc	Royalty Services Inc	4	\$12,082.00	\$3,624.60	\$0.00	30.00%
Town of Fallsburg Police Benevolent Association	Mako Enterprises (Grimm, Robert)	3	\$17,317.00	\$5,500.00	\$0.00	31.76%

DATA OBTAINED FROM INTERIM AND CLOSING STATEMENTS FILED BY PROFESSIONAL FUND RAISERS

CHARITABLE ORGANIZATION	PROFESSIONAL FUND RAISER	GEO. AREA	GROSS RECEIPTS	NET TO CHARITY	UNCOLLECTED PLEDGES	% TO CHARITY
<i>Town of Mt Pleasant Policemen's Benevolent Association</i>	<i>S & M Enterprises Inc</i>	3	\$56,925.00	\$17,075.50	\$500.00	30.00%
<i>Town of Newburgh Policemen's Benevolent Association</i>	<i>Gotham Productions Inc</i>	3	\$82,726.00	\$23,163.28	\$0.00	28.00%
<i>Town of Saugerties Police Benevolent Association</i>	<i>Gotham Productions Inc</i>	3	\$35,912.00	\$10,773.60	\$0.00	30.00%
Town of Wallkill Volunteer Ambulance Corps Inc	Spotlight Music Productions Inc	3	\$33,691.00	\$9,097.00	\$0.00	27.00%
Town Police Fraternity Inc	Starlet Music Productions (Corbett, Herbert)	3	\$44,975.00	\$13,492.50	\$0.00	30.00%
<i>Traditional Chinese Medicine World Foundation Inc</i>	<i>Suffolk Productions Inc</i>	1	\$49,115.00	\$12,279.00	\$0.00	25.00%
Trout Unlimited Inc	Share Group Inc	8	\$109,768.00	\$19,812.00	\$0.00	18.05%
<i>Troy Uniformed Firefighters Association Inc</i>	<i>Nordel Publishing Inc</i>	4	\$9,447.00	\$4,723.50	\$0.00	50.00%
Trust for Public Land (The)	Telefund Inc	8	\$16,508.00	\$9,800.75	\$0.00	59.37%
<i>Ulster County Correction Officers Benevolent Association</i>	<i>Stage Door Music Productions Inc</i>	3	\$87,554.00	\$17,510.80	\$0.00	20.00%
<i>Ulster County Sheriff's Employees Association</i>	<i>Stage Door Music Productions Inc</i>	3	\$87,768.00	\$17,553.60	\$0.00	20.00%
<i>Ulster County Volunteer Firemen's Association</i>	<i>Stage Door Music Productions Inc</i>	3	\$91,470.00	\$18,294.00	\$0.00	20.00%
Uniformed Court Officers Association of Suffolk County	Tan Productions Inc	2	\$62,490.00	\$18,747.00	\$0.00	30.00%
<i>Uniformed Fire Fighters Association of the City of New Rochelle Inc</i>	<i>S & M Enterprises Inc</i>	3	\$60,020.00	\$18,006.00	\$400.00	30.00%
Uniformed Fire Fighters' Association of the City of Mt Vernon NY Inc	D & R Communications (Sadofsky, David)	3	\$71,540.00	\$25,039.00	\$0.00	35.00%
Union of Concerned Scientists Inc	Share Group Inc	8	\$185,677.00	\$86,783.00	\$0.00	46.74%
Unitarian Universalist Service Committee Inc	Share Group Inc	8	\$172,376.00	\$71,824.00	\$0.00	41.67%
United Breast Cancer Foundation	Capital District Callers Inc	2	\$29,656.00	\$14,828.00	\$0.00	50.00%
United Spinal Association Inc	Infocision Management Corporation	1	\$193,299.76	\$0.00	\$0.00	0.00%
United States Association for United Nations High Commissioner for Refugees (UNHCR)	Facter Direct Ltd	8	\$320,715.00	\$205,170.00	\$111,753.00	63.97%
United States Fund for UNICEF	Facter Direct Ltd	1	\$1,850,172.69	\$1,257,389.69	\$0.00	67.96%

DATA OBTAINED FROM INTERIM AND CLOSING STATEMENTS FILED BY PROFESSIONAL FUND RAISERS

CHARITABLE ORGANIZATION	PROFESSIONAL FUND RAISER	GEO. AREA	GROSS RECEIPTS	NET TO CHARITY	UNCOLLECTED PLEDGES	% TO CHARITY
United States Fund for UNICEF	Infocision Management Corporation	1	\$316,563.93	\$204,717.72	\$0.00	64.67%
United States Police Canine Association/Region #7	Stage Door Music Productions Inc	2	\$288,184.64	\$63,400.62	\$0.00	22.00%
United States Ski Team Foundation	Public Interest Communications Inc	8	\$92,122.00	\$11,447.60	\$54,948.00	12.43%
United Way of Long Island Inc	Suffolk Productions Inc	2	\$56,569.00	\$14,142.00	\$0.00	25.00%
<i>Vanished Children's Alliance</i>	<i>Heritage Company Inc (The)</i>	4	<i>\$871,570.54</i>	<i>\$251,349.91</i>	<i>\$462,948.00</i>	28.84%
<i>Vermont ETV Inc</i>	<i>ComNet Marketing Group Inc</i>	8	<i>\$97,593.80</i>	<i>\$54,529.16</i>	<i>\$44,307.01</i>	55.87%
Vermont ETV Inc	Share Group Inc	8	\$119,589.00	\$29,304.00	\$0.00	24.50%
<i>Vestal Police Benevolent Association Inc</i>	<i>Event Marketing (Narde, James E)</i>	5	<i>\$55,574.00</i>	<i>\$21,118.12</i>	<i>\$0.00</i>	38.00%
Veterans of Foreign Wars of the United States	Facter Direct Ltd	8	\$41,637.00	(\$61,450.00)	\$93,616.00	-147.59%
Veterans of Foreign Wars of the United States	Heritage Company Inc (The)	8	\$597,187.55	\$573,687.55	\$359,238.95	96.06%
Vietnam Veterans of America Foundation	Facter Direct Ltd	8	\$69,077.00	\$31,627.00	\$24,888.00	45.79%
<i>Vietnam Veterans of America-Chapter #11 Suffolk NY Inc</i>	<i>Mure Associates Inc</i>	2	<i>\$153,028.00</i>	<i>\$33,666.16</i>	<i>\$0.00</i>	22.00%
Vietnam Veterans of America-Chapter #82 Hicksville NY	Suffolk Productions Inc	2	\$19,873.00	\$4,968.00	\$0.00	25.00%
VietNow National Headquarters	ABC Productions (Cowan, Christopher & Pitt, Terry)	8	\$37,531.00	\$6,004.96	\$0.00	16.00%
VietNow National Headquarters	Barry E Schmoyer & Associates Inc	8	\$16,440.00	\$2,630.40	\$35,575.00	16.00%
<i>VietNow National Headquarters</i>	<i>Caring People Enterprises Inc</i>	8	<i>\$82,233.91</i>	<i>\$16,446.78</i>	<i>\$0.00</i>	20.00%
<i>VietNow National Headquarters</i>	<i>Municipal Marketing (Forsyth, David)</i>	8	<i>\$795.00</i>	<i>\$159.00</i>	<i>\$0.00</i>	20.00%
<i>Village of Fishkill Police Benevolent Association</i>	<i>Stage Door Music Productions Inc</i>	3	<i>\$56,888.00</i>	<i>\$9,670.96</i>	<i>\$0.00</i>	17.00%
Village of Hempstead Police Activity League	Island Marketing Concepts Inc	2	\$52,457.00	\$15,737.10	\$0.00	30.00%
Village of Saugerties Police Benevolent Association	Insight Enterprises Inc	3	\$28,190.00	\$9,866.50	\$0.00	35.00%
Watertown Police Benevolent Association	Stage Door Music Productions Inc	5	\$92,155.37	\$18,431.07	\$0.00	20.00%
<i>Watkins Glen Police Benevolent Association Inc</i>	<i>Northeastern Advertising (Morgan, William J)</i>	6	<i>\$31,397.50</i>	<i>\$14,128.88</i>	<i>\$0.00</i>	45.00%

DATA OBTAINED FROM INTERIM AND CLOSING STATEMENTS FILED BY PROFESSIONAL FUND RAISERS

CHARITABLE ORGANIZATION	PROFESSIONAL FUND RAISER	GEO. AREA	GROSS RECEIPTS	NET TO CHARITY	UNCOLLECTED PLEDGES	% TO CHARITY
Waverly Police Benevolent Association	Vee Concepts of New York Inc	5	\$21,605.00	\$7,129.65	\$12,000.00	33.00%
Westchester County Correction Officers Benevolent Association Inc	Spotlight Music Productions Inc	3	\$58,342.00	\$14,717.00	\$0.00	25.23%
<i>Western New York Public Broadcasting Association</i>	<i>Phone Bank Systems Inc</i>	7	<i>\$177,457.36</i>	<i>\$94,588.28</i>	<i>\$31,998.64</i>	<i>53.30%</i>
<i>Western New York Volunteer Firemens Association</i>	<i>Caring People Enterprises Inc</i>	6	<i>\$81,853.00</i>	<i>\$28,648.55</i>	<i>\$0.00</i>	<i>35.00%</i>
<i>Wilderness Society</i>	<i>EARTHtel Inc</i>	8	<i>\$94,050.00</i>	<i>\$47,009.00</i>	<i>\$0.00</i>	<i>49.98%</i>
Wilderness Society	Facter Direct Ltd	8	\$71,701.00	(\$1,048.00)	\$95,252.00	-1.46%
Wilderness Society	Share Group Inc	8	\$480,845.00	\$231,416.00	\$0.00	48.13%
<i>Wishing Well Foundation USA Inc</i>	<i>J.E.K. Marketing Inc</i>	8	<i>\$389,108.50</i>	<i>\$78,908.17</i>	<i>\$0.00</i>	<i>20.28%</i>
<i>WMHT Educational Telecommunications Inc</i>	<i>ComNet Marketing Group Inc</i>	4	<i>\$78,966.00</i>	<i>\$31,889.76</i>	<i>\$0.00</i>	<i>40.38%</i>
WNYC Radio	Aria Communications Corporation	1	\$238,648.48	\$132,381.54	\$114,232.52	55.47%
WNYC Radio	Sage Group LLC (The)	1	\$470,990.00	\$227,830.00	\$302,667.00	48.37%
World Wildlife Fund Inc	EARTHtel Inc	8	\$399,865.00	(\$245,919.95)	\$0.00	-61.50%
World Wildlife Fund Inc	Infocision Management Corporation	8	\$275,775.54	\$78,172.56	\$0.00	28.35%
World Wildlife Fund Inc	Public Interest Communications Inc	8	\$750,339.00	\$340,294.03	\$85,077.55	45.35%
World Wildlife Fund Inc	Share Group Inc	8	\$458,473.00	\$65,485.00	\$0.00	14.28%
<i>WSKG Public Telecommunications Council</i>	<i>ComNet Marketing Group Inc</i>	5	<i>\$21,949.50</i>	<i>\$10,775.55</i>	<i>\$0.00</i>	<i>49.09%</i>
<i>WXXI Public Broadcasting Council</i>	<i>Phone Bank Systems Inc</i>	6	<i>\$152,902.71</i>	<i>\$94,204.22</i>	<i>\$68,178.29</i>	<i>61.61%</i>
<i>Yonkers Police Captains, Lieutenants & Sergeants Benevolent Association</i>	<i>Holmac Telecommunications Inc</i>	3	<i>\$106,249.00</i>	<i>\$37,187.15</i>	<i>\$0.00</i>	<i>35.00%</i>
TOTALS		---	\$189,559,170.60	\$73,188,921.32	\$48,257,521.86	38.61%

DATA OBTAINED FROM INTERIM AND CLOSING STATEMENTS FILED BY PROFESSIONAL FUND RAISERS

TABLE 2
Professional Fund Raisers-
Alphabetical Order
2005 Telemarketing Campaigns

PROFESSIONAL FUND RAISER	CHARITABLE ORGANIZATION	GEO. AREA	GROSS RECEIPTS	NET TO CHARITY	UNCOLLECTED PLEDGES	% TO CHARITY
<i>A. D. P. Publications Inc</i>	<i>American Diabetes Association Inc</i>	8	\$112,840.00	\$25,326.00	\$0.00	22.44%
ABC Productions (Cowan, Christopher & Pitt, Terry)	VietNow National Headquarters	8	\$37,531.00	\$6,004.96	\$0.00	16.00%
All Star Productions (Messmore, Barbara)	A Child's Fondest Wish Inc	8	\$6,717.00	\$1,343.40	\$4,883.00	20.00%
All Star Productions (Messmore, Barbara)	Breast Cancer Assistance Fund	8	\$11,721.00	\$2,344.20	\$4,279.00	20.00%
All Star Productions (Messmore, Barbara)	Children's Charity Fund Inc	8	\$5,357.00	\$1,071.40	\$3,793.00	20.00%
<i>All Star Productions (Messmore, Barbara)</i>	<i>Defeat Diabetes Foundation Inc</i>	8	\$19,321.00	\$4,830.25	\$0.00	25.00%
All Star Productions (Messmore, Barbara)	Hope Cancer Fund	8	\$6,765.00	\$1,353.00	\$2,600.00	20.00%
<i>All Star Productions (Messmore, Barbara)</i>	<i>Our American Veterans Inc</i>	8	\$7,899.00	\$1,579.80	\$5,581.00	20.00%
<i>Allan C Hill Productions Inc</i>	<i>American Breast Cancer Foundation Inc</i>	8	\$18,358.50	\$2,203.02	\$24,568.00	12.00%
Allan C Hill Productions Inc	Reach Our Children Inc	8	\$66,575.90	\$7,989.11	\$39,291.10	12.00%
Aria Communications Corporation	Farm Sanctuary Inc	6	\$33,243.00	\$1,924.58	\$18,622.00	5.79%
Aria Communications Corporation	WNYC Radio	1	\$238,648.48	\$132,381.54	\$114,232.52	55.47%
Badge Publications (Littlejohn, James N)	Fulton Police Benevolent Association	5	\$37,238.00	\$13,033.30	\$0.00	35.00%
Badge Publications (Littlejohn, James N)	Lake City Police Club	5	\$45,598.00	\$15,959.30	\$0.00	35.00%
Barry E Schmoyer & Associates Inc	Cancer Fund of America Inc	8	\$21,327.79	\$3,184.17	\$27,152.21	14.93%
Barry E Schmoyer & Associates Inc	VietNow National Headquarters	8	\$16,440.00	\$2,630.40	\$35,575.00	16.00%
<i>Bee LC</i>	<i>Cancer Center for Detection and Prevention (f/k/a Pacific West Cancer Fund)</i>	8	\$445,510.95	\$59,766.71	\$183,106.05	13.42%
<i>Bee LC</i>	<i>Cancer Fund of America Inc</i>	8	\$425,856.62	\$43,035.12	\$251,318.38	10.11%
Bee LC	Heart Support of America Inc	8	\$423,777.25	\$48,885.70	\$200,544.75	11.54%
<i>Bee LC</i>	<i>National Veterans Services Fund Inc</i>	8	\$434,667.00	\$48,162.67	\$68,696.00	11.08%
<i>Bee LC</i>	<i>Project Cure Inc</i>	8	\$591,763.00	\$131,860.40	\$128,568.50	22.28%

DATA OBTAINED FROM INTERIM AND CLOSING STATEMENTS FILED BY PROFESSIONAL FUND RAISERS

PROFESSIONAL FUND RAISER	CHARITABLE ORGANIZATION	GEO. AREA	GROSS RECEIPTS	NET TO CHARITY	UNCOLLECTED PLEDGES	% TO CHARITY
<i>Bee LC</i>	<i>Roger Wyburn-Mason & Jack M Blount Foundation for Eradication of Rheumatoid Disease Inc</i>	8	\$160,903.09	\$25,462.41	\$61,130.91	15.82%
<i>Campaign Center Inc (The)</i>	<i>American Foundation for Disabled Children Inc</i>	1	\$14,229.00	\$2,790.00	\$0.00	19.61%
<i>Campaign Center Inc (The)</i>	<i>Coalition Against Breast Cancer Inc</i>	2	\$691,584.00	\$138,316.00	\$0.00	20.00%
<i>Campaign Center Inc (The)</i>	<i>Defeat Diabetes Foundation Inc</i>	8	\$239,170.00	\$47,834.00	\$0.00	20.00%
<i>Campaign Center Inc (The)</i>	<i>Disabled Veterans of America Inc-PFC Salvatore J Armato</i>	2	\$1,656.25	\$331.25	\$0.00	20.00%
<i>Campaign Center Inc (The)</i>	<i>East End Detachment Marine Corps League Inc</i>	2	\$18,040.00	\$3,608.00	\$0.00	20.00%
<i>Campaign Center Inc (The)</i>	<i>Knights of Columbus-Monsignor Delaney Council #5983</i>	2	\$10,360.00	\$2,590.00	\$0.00	25.00%
<i>Campaign Center Inc (The)</i>	<i>Long Island State Park Police Benevolent Association Inc</i>	2	\$267,572.00	\$66,893.00	\$0.00	25.00%
<i>Campaign Center Inc (The)</i>	<i>Manor Park Seniors Ltd</i>	2	\$33,552.00	\$8,388.00	\$0.00	25.00%
<i>Campaign Center Inc (The)</i>	<i>Marine Corps League-Huntington Long Island Detachment</i>	2	\$46,767.00	\$10,675.00	\$0.00	22.83%
<i>Campaign Center Inc (The)</i>	<i>Nassau County Council Veterans of Foreign Wars of the United States Inc</i>	2	\$181,006.00	\$36,201.00	\$0.00	20.00%
<i>Campaign Center Inc (The)</i>	<i>Suffolk County Council Veterans of Foreign Wars of the United States Inc</i>	2	\$138,215.00	\$27,643.00	\$0.00	20.00%
<i>Campaign Center Inc (The)</i>	<i>Suffolk County Detachment Marine Corps League</i>	2	\$126,409.00	\$25,282.00	\$0.00	20.00%
<i>Campaign Center Inc (The)</i>	<i>Suffolk County Police Athletic League Inc</i>	2	\$328,629.00	\$82,157.00	\$0.00	25.00%
Campaign Headquarters Inc	Badge and Shield Club Inc	7	\$86,152.00	\$27,891.44	\$0.00	32.37%
Campaign Headquarters Inc	Buffalo Police Benevolent Association Inc	7	\$51,342.11	\$11,295.27	\$0.00	22.00%
Campaign Headquarters Inc	Buffalo Police Benevolent Association Inc	7	\$148,395.00	\$48,970.35	\$0.00	33.00%
<i>Campaign Headquarters Inc</i>	<i>Niagara Falls New York Police Athletic League</i>	7	\$58,969.50	\$13,562.98	\$0.00	23.00%
<i>Campaign Headquarters Inc</i>	<i>Niagara Falls New York Police Athletic League</i>	7	\$67,280.00	\$22,875.00	\$0.00	34.00%
Capital District Callers Inc	American Legion-Sergeant Walter Adams Post #1021	4	\$21,658.00	\$10,829.00	\$0.00	50.00%

DATA OBTAINED FROM INTERIM AND CLOSING STATEMENTS FILED BY PROFESSIONAL FUND RAISERS

PROFESSIONAL FUND RAISER	CHARITABLE ORGANIZATION	GEO. AREA	GROSS RECEIPTS	NET TO CHARITY	UNCOLLECTED PLEDGES	% TO CHARITY
Capital District Callers Inc	Food Pantries for the Capital District Inc	4	\$250,344.00	\$150,206.40	\$0.00	60.00%
Capital District Callers Inc	Hunger Action Network of New York State	4	\$85,927.00	\$47,259.85	\$0.00	55.00%
Capital District Callers Inc	Marine Corps League-Captain William Dale O'Brien Detachment	4	\$18,541.50	\$10,197.83	\$0.00	55.00%
Capital District Callers Inc	Marine Corps League-Electric City Detachment	4	\$21,028.00	\$11,565.40	\$0.00	55.00%
Capital District Callers Inc	Marine Corps League-Troy Detachment Inc	4	\$18,541.50	\$10,197.83	\$0.00	55.00%
<i>Capital District Callers Inc</i>	<i>National Federation of the Blind of New York State Inc</i>	<i>1</i>	<i>\$76,403.00</i>	<i>\$24,448.96</i>	<i>\$0.00</i>	<i>32.00%</i>
Capital District Callers Inc	Northeast Mobile Search and Rescue Inc	4	\$40,889.00	\$22,488.95	\$0.00	55.00%
Capital District Callers Inc	Stop the Violence Inc	4	\$34,127.00	\$17,063.50	\$0.00	50.00%
Capital District Callers Inc	United Breast Cancer Foundation	2	\$29,656.00	\$14,828.00	\$0.00	50.00%
<i>Caring People Enterprises Inc</i>	<i>Central New York Firemen's Association Inc</i>	<i>5</i>	<i>\$122,278.50</i>	<i>\$32,948.91</i>	<i>\$0.00</i>	<i>26.95%</i>
<i>Caring People Enterprises Inc</i>	<i>Children's Charity Fund Inc</i>	<i>8</i>	<i>\$67,553.31</i>	<i>\$14,919.62</i>	<i>\$0.00</i>	<i>22.09%</i>
Caring People Enterprises Inc	Dazzle School of Visual and Performing Arts Inc	6	\$60,270.00	\$15,067.50	\$0.00	25.00%
<i>Caring People Enterprises Inc</i>	<i>Defeat Diabetes Foundation Inc</i>	<i>8</i>	<i>\$166,144.82</i>	<i>\$33,228.97</i>	<i>\$0.00</i>	<i>20.00%</i>
Caring People Enterprises Inc	Hope Cancer Fund	8	\$34,292.50	\$7,674.84	\$0.00	22.38%
<i>Caring People Enterprises Inc</i>	<i>Northern New York Volunteer Firemens Association Inc</i>	<i>5</i>	<i>\$98,840.50</i>	<i>\$19,849.70</i>	<i>\$0.00</i>	<i>20.08%</i>
Caring People Enterprises Inc	Southside Cyclones Football Club Inc	6	\$28,919.00	\$7,414.00	\$0.00	25.64%
<i>Caring People Enterprises Inc</i>	<i>VietNow National Headquarters</i>	<i>8</i>	<i>\$82,233.91</i>	<i>\$16,446.78</i>	<i>\$0.00</i>	<i>20.00%</i>
<i>Caring People Enterprises Inc</i>	<i>Western New York Volunteer Firemens Association</i>	<i>6</i>	<i>\$81,853.00</i>	<i>\$28,648.55</i>	<i>\$0.00</i>	<i>35.00%</i>
Citizens We Care	Oswego County Lodge-NYS Lodge #1 of the Fraternal Order of Police	5	\$62,554.00	\$15,638.50	\$12,908.00	25.00%
<i>Civic Development Group LLC</i>	<i>Cancer Fund of America Inc</i>	<i>8</i>	<i>\$3,028,124.00</i>	<i>\$377,703.00</i>	<i>\$0.00</i>	<i>12.47%</i>
Civic Development Group LLC	Disabled Veterans Associations	8	\$338,555.00	\$112,799.00	\$0.00	33.32%

DATA OBTAINED FROM INTERIM AND CLOSING STATEMENTS FILED BY PROFESSIONAL FUND RAISERS

PROFESSIONAL FUND RAISER	CHARITABLE ORGANIZATION	GEO. AREA	GROSS RECEIPTS	NET TO CHARITY	UNCOLLECTED PLEDGES	% TO CHARITY
Civic Development Group LLC	Fire Victims Charitable Foundation Inc	8	\$548,857.00	\$74,546.00	\$0.00	13.58%
Civic Development Group LLC	Fraternal Order of Police Empire State Lodge Inc	2	\$1,809,982.00	\$502,295.00	\$0.00	27.75%
Civic Development Group LLC	Narcotic Enforcement Officers Association Inc	4	\$62,527.00	\$8,898.00	\$0.00	14.23%
Civic Development Group LLC	New York State Association of PBA's Inc	2	\$2,402,686.00	\$361,784.00	\$0.00	15.06%
Civic Partners (Warburton, Donald)	Cheektowaga Police Captains and Lieutenants Association	7	\$100,963.00	\$20,196.00	\$0.00	20.00%
Civic Partners (Warburton, Donald)	Police Captains and Lieutenants Association of Erie County Inc	7	\$102,279.00	\$25,000.00	\$0.00	24.44%
Community Services Inc	Croton Police Association Inc	3	\$48,163.00	\$20,228.46	\$0.00	42.00%
Community Services Inc	Putnam County Sheriff's Department Police Benevolent Association	3	\$53,211.00	\$24,765.50	\$0.00	46.54%
Community Services Inc	Putnam County Volunteer Firemens Association	3	\$81,462.00	\$24,438.60	\$0.00	30.00%
<i>ComNet Marketing Group Inc</i>	<i>Brooklyn Botanic Garden Corporation</i>	<i>1</i>	<i>\$17,900.00</i>	<i>\$8,267.10</i>	<i>\$0.00</i>	<i>46.18%</i>
ComNet Marketing Group Inc	International Wildlife Coalition Inc	8	\$4,735.00	(\$105.96)	\$0.00	-2.24%
<i>ComNet Marketing Group Inc</i>	<i>Mountain Lake Public Telecommunications Council Inc (WCFE)</i>	<i>4</i>	<i>\$36,152.00</i>	<i>\$17,978.75</i>	<i>\$0.00</i>	<i>49.73%</i>
<i>ComNet Marketing Group Inc</i>	<i>Public Broadcasting Council of Central NY Inc (WCNY)</i>	<i>5</i>	<i>\$31,717.00</i>	<i>\$13,231.00</i>	<i>\$0.00</i>	<i>41.72%</i>
ComNet Marketing Group Inc	Student Conservation Association Inc	8	\$4,295.00	(\$5,354.28)	\$0.00	-124.66%
<i>ComNet Marketing Group Inc</i>	<i>Vermont ETV Inc</i>	<i>8</i>	<i>\$97,593.80</i>	<i>\$54,529.16</i>	<i>\$44,307.01</i>	<i>55.87%</i>
<i>ComNet Marketing Group Inc</i>	<i>WMHT Educational Telecommunications Inc</i>	<i>4</i>	<i>\$78,966.00</i>	<i>\$31,889.76</i>	<i>\$0.00</i>	<i>40.38%</i>
<i>ComNet Marketing Group Inc</i>	<i>WSKG Public Telecommunications Council</i>	<i>5</i>	<i>\$21,949.50</i>	<i>\$10,775.55</i>	<i>\$0.00</i>	<i>49.09%</i>
Concerned Community Group Inc	Children's Cancer Assistance Network	8	\$35,800.00	\$7,160.00	\$0.00	20.00%
Concerned Community Group Inc	Children's Charity Fund Inc	8	\$13,699.00	\$3,125.00	\$0.00	22.81%
Concerned Community Group Inc	Children's Charity Fund Inc	8	\$10,017.00	\$1,670.00	\$0.00	16.67%
<i>Contract Communications Inc</i>	<i>America's Athletes With Disabilities Inc</i>	<i>8</i>	<i>\$556,664.00</i>	<i>\$94,633.00</i>	<i>\$149,862.00</i>	<i>17.00%</i>

DATA OBTAINED FROM INTERIM AND CLOSING STATEMENTS FILED BY PROFESSIONAL FUND RAISERS

PROFESSIONAL FUND RAISER	CHARITABLE ORGANIZATION	GEO. AREA	GROSS RECEIPTS	NET TO CHARITY	UNCOLLECTED PLEDGES	% TO CHARITY
<i>Contract Communications Inc</i>	<i>Cancer Recovery Foundation of America</i>	8	\$1,956,079.00	\$391,219.00	\$854,000.00	20.00%
<i>Contract Communications Inc</i>	<i>Operation Lookout National Center for Missing Youth</i>	8	\$516,378.00	\$77,457.00	\$208,106.00	15.00%
<i>D & D Telemarketing Inc</i>	<i>Suffolk County Detective Investigators Police Benevolent Association</i>	2	\$119,670.00	\$40,914.00	\$0.00	34.19%
D & D Telemarketing Inc	Suffolk County Police Athletic League Inc	2	\$125,810.00	\$50,524.00	\$0.00	40.16%
D & D Telemarketing Inc	Suffolk County Police Memorial Fund Inc	2	\$114,360.00	\$46,432.00	\$0.00	40.60%
D & R Communications (Sadofsky, David)	Uniformed Fire Fighters' Association of the City of Mt Vernon NY Inc	3	\$71,540.00	\$25,039.00	\$0.00	35.00%
<i>Data Communications Inc</i>	<i>Police Protective Fund</i>	8	\$31,591.00	\$3,790.92	\$0.00	12.00%
<i>Data Communications Inc</i>	<i>Retired Police Association of the State of New York Inc</i>	2	\$19,300.00	\$2,895.00	\$0.00	15.00%
DCM Inc	92nd Street Y (Young Men's and Young Women's Hebrew Association)	1	\$9,050.00	\$1,935.40	\$0.00	21.39%
DCM Inc	Ballet Theatre Foundation Inc (American Ballet Theatre)	1	\$787,815.00	\$587,084.00	\$0.00	74.52%
DCM Inc	Brooklyn Institute of Arts and Sciences (The Brooklyn Museum)	1	\$69,010.00	\$23,980.25	\$0.00	34.75%
DCM Inc	Connecticut Players Foundation Inc (Long Wharf Theatre)	8	\$323,198.00	\$196,467.62	\$0.00	60.79%
DCM Inc	New Jersey Symphony Orchestra	8	\$149,196.00	\$64,614.02	\$0.00	43.31%
<i>DCM Inc</i>	<i>New Jersey Symphony Orchestra</i>	8	\$801,881.00	\$498,200.00	\$0.00	62.13%
DCM Inc	New York City Opera Inc	1	\$474,517.00	\$337,749.50	\$0.00	71.18%
<i>DCM Inc</i>	<i>New York City Opera Inc</i>	1	\$1,464,011.00	\$1,045,096.52	\$0.00	71.39%
DCM Inc	New York Shakespeare Festival	1	\$168,695.00	\$137,139.30	\$0.00	81.29%
DCM Inc	Papermill Playhouse	8	\$159,272.00	\$93,502.04	\$0.00	58.71%
DCM Inc	Papermill Playhouse	8	\$118,750.00	\$55,219.50	\$0.00	46.50%
DCM Inc	Philharmonic-Symphony Society of New York Inc (New York Philharmonic Symphony Society)	1	\$1,020,475.98	\$659,124.33	\$109,736.00	64.59%

DATA OBTAINED FROM INTERIM AND CLOSING STATEMENTS FILED BY PROFESSIONAL FUND RAISERS

PROFESSIONAL FUND RAISER	CHARITABLE ORGANIZATION	GEO. AREA	GROSS RECEIPTS	NET TO CHARITY	UNCOLLECTED PLEDGES	% TO CHARITY
DCM Inc	Playwrights Horizons Inc	1	\$214,809.00	\$117,072.15	\$0.00	54.50%
DCM Inc	Playwrights Horizons Inc	1	\$40,408.00	\$12,054.00	\$0.00	29.83%
DialAmerica Marketing Inc	Mothers Against Drunk Driving	8	\$2,296,651.00	\$244,690.00	\$1,689,486.00	10.65%
Donor Services Group LLC	Anti-Defamation League of B'nai B'rith	1	\$278,421.00	\$112,872.00	\$0.00	40.54%
Donor Services Group LLC	Anti-Defamation League of B'nai B'rith	1	\$722,790.00	\$283,065.00	\$206,347.00	39.16%
Donor Services Group LLC	Greenpeace Inc	8	\$665,929.00	\$230,150.00	\$768,427.00	34.56%
Donor Services Group LLC	National Trust for Historic Preservation in the United States	8	\$1,149,229.00	\$807,416.00	\$175,657.00	70.26%
Donor Services Group LLC	National Wildlife Federation	8	\$451,606.00	(\$166,750.00)	\$717,623.00	-36.92%
Donor Services Group LLC	Planned Parenthood Action Fund Inc	1	\$623,214.00	\$470,469.00	\$157,219.00	75.49%
Donor Services Group LLC	Planned Parenthood Federation of America Inc	1	\$1,162,992.00	\$772,968.00	\$567,642.00	66.46%
EARTHtel Inc	Lambda Legal Defense & Education Fund Inc	1	\$350,073.00	\$258,054.54	\$157,872.00	73.71%
EARTHtel Inc	NAACP Legal Defense and Educational Fund Inc	1	\$171,595.00	\$105,987.00	\$0.00	61.77%
<i>EARTHtel Inc</i>	<i>Project Hope the People to People Health Foundation Inc</i>	8	<i>\$39,588.00</i>	<i>\$22,651.75</i>	<i>\$0.00</i>	<i>57.22%</i>
EARTHtel Inc	Public Citizen Foundation Inc	8	\$92,932.00	(\$4,765.50)	\$0.00	-5.13%
EARTHtel Inc	Public Citizen Inc	8	\$5,086.00	(\$1,263.50)	\$0.00	-24.84%
EARTHtel Inc	Sierra Club	8	\$1,062,354.00	\$326,840.00	\$0.00	30.77%
<i>EARTHtel Inc</i>	<i>Wilderness Society</i>	8	<i>\$94,050.00</i>	<i>\$47,009.00</i>	<i>\$0.00</i>	<i>49.98%</i>
EARTHtel Inc	World Wildlife Fund Inc	8	\$399,865.00	(\$245,919.95)	\$0.00	-61.50%
Event Marketing (Narde, James E)	Allegany County Deputy Sheriffs Association	7	\$49,710.00	\$17,398.50	\$0.00	35.00%
Event Marketing (Narde, James E)	Cattaraugus County Sheriff's Employees' Benevolent Association	7	\$55,565.50	\$19,447.92	\$0.00	35.00%
Event Marketing (Narde, James E)	Cayuga County Deputy Sheriff's Benevolent Association	5	\$45,018.00	\$18,907.56	\$0.00	42.00%
Event Marketing (Narde, James E)	Chemung County Deputy Sheriffs Association	6	\$64,309.00	\$27,009.78	\$0.00	42.00%

DATA OBTAINED FROM INTERIM AND CLOSING STATEMENTS FILED BY PROFESSIONAL FUND RAISERS

PROFESSIONAL FUND RAISER	CHARITABLE ORGANIZATION	GEO. AREA	GROSS RECEIPTS	NET TO CHARITY	UNCOLLECTED PLEDGES	% TO CHARITY
Event Marketing (Narde, James E)	Chenango County Law Enforcement Association	5	\$29,065.00	\$10,172.65	\$0.00	35.00%
<i>Event Marketing (Narde, James E)</i>	<i>Deputies Association of the County of Steuben</i>	6	<i>\$62,488.00</i>	<i>\$28,119.60</i>	<i>\$0.00</i>	<i>45.00%</i>
<i>Event Marketing (Narde, James E)</i>	<i>Elmira Heights Police Benevolent Association Inc</i>	6	<i>\$41,691.00</i>	<i>\$15,842.58</i>	<i>\$0.00</i>	<i>38.00%</i>
<i>Event Marketing (Narde, James E)</i>	<i>Employees Union Tompkins County Sheriff Department</i>	5	<i>\$50,473.00</i>	<i>\$25,236.50</i>	<i>\$0.00</i>	<i>50.00%</i>
Event Marketing (Narde, James E)	Endicott Police Benevolent Association Inc	5	\$32,066.00	\$12,185.08	\$0.00	38.00%
Event Marketing (Narde, James E)	Horseheads Police Benevolent Association Inc	6	\$58,277.00	\$26,224.65	\$0.00	45.00%
<i>Event Marketing (Narde, James E)</i>	<i>Norwich Police Benevolent Association</i>	5	<i>\$39,077.00</i>	<i>\$13,676.95</i>	<i>\$0.00</i>	<i>35.00%</i>
Event Marketing (Narde, James E)	Oneonta Police Benevolent Association	5	\$45,949.25	\$17,460.72	\$0.00	38.00%
Event Marketing (Narde, James E)	Otsego County Deputy Sheriffs Police Benevolent Association	5	\$45,659.00	\$15,980.65	\$0.00	35.00%
<i>Event Marketing (Narde, James E)</i>	<i>Vestal Police Benevolent Association Inc</i>	5	<i>\$55,574.00</i>	<i>\$21,118.12</i>	<i>\$0.00</i>	<i>38.00%</i>
Factor Direct Ltd	American Foundation for AIDS Research (AMFAR)	1	\$42,467.00	\$8,839.00	\$49,891.00	20.81%
Factor Direct Ltd	Children's Wish Foundation International Inc	8	\$124,182.00	(\$18,539.00)	\$114,392.00	-14.93%
Factor Direct Ltd	Church World Service Inc	8	\$25,922.00	\$9,923.00	\$5,474.00	38.28%
Factor Direct Ltd	Citizens Against Government Waste	8	\$37,037.00	\$1,444.00	\$28,990.00	3.90%
Factor Direct Ltd	Common Cause	8	\$40,692.00	(\$110.00)	\$51,949.00	-0.27%
Factor Direct Ltd	Earthjustice	8	\$13,810.00	(\$839.00)	\$14,016.00	-6.08%
Factor Direct Ltd	Field Museum of Natural History	8	\$15,070.00	\$3,770.00	\$19,080.00	25.02%
Factor Direct Ltd	God's Love We Deliver Inc	1	\$30,124.00	\$4,019.00	\$26,006.00	13.34%
Factor Direct Ltd	Heritage Foundation Inc (DC)	8	\$627,038.00	\$54,704.00	\$413,971.00	8.72%
Factor Direct Ltd	International Rescue Committee Inc	1	\$87,009.00	(\$9,093.00)	\$148,686.00	-10.45%
Factor Direct Ltd	League of Conservation Voters Inc	8	\$10,295.00	(\$6,322.00)	\$6,648.00	-61.41%
Factor Direct Ltd	League of Women Voters of the United States	8	\$51,570.00	\$26,647.00	\$14,752.00	51.67%

DATA OBTAINED FROM INTERIM AND CLOSING STATEMENTS FILED BY PROFESSIONAL FUND RAISERS

PROFESSIONAL FUND RAISER	CHARITABLE ORGANIZATION	GEO. AREA	GROSS RECEIPTS	NET TO CHARITY	UNCOLLECTED PLEDGES	% TO CHARITY
<i>Facter Direct Ltd</i>	<i>NARAL Pro-Choice America</i>	8	\$988,631.00	\$563,808.00	\$364,063.00	57.03%
Facter Direct Ltd	National Parks Conservation Association	8	\$409,320.00	\$106,602.00	\$160,288.00	26.04%
Facter Direct Ltd	National Taxpayers Union	8	\$1,671.00	(\$4,400.00)	\$3,504.00	-263.32%
Facter Direct Ltd	Natural Resources Defense Council Inc	1	\$661,774.00	\$183,390.00	\$439,378.00	27.71%
Facter Direct Ltd	New York Restoration Project	1	\$31,413.00	\$6,260.00	\$16,717.00	19.93%
Facter Direct Ltd	Planned Parenthood Action Fund Inc	1	\$125,422.00	\$42,617.00	\$52,038.00	33.98%
Facter Direct Ltd	Planned Parenthood Federation of America Inc	1	\$917,565.00	\$442,174.00	\$421,270.00	48.19%
Facter Direct Ltd	Project Hope the People to People Health Foundation Inc	8	\$184,194.00	\$4,776.00	\$247,226.00	2.59%
Facter Direct Ltd	Project Hope the People to People Health Foundation Inc	8	\$221,787.00	\$109,314.00	\$334,385.00	49.29%
Facter Direct Ltd	Simon Wiesenthal Center	8	\$50,415.00	(\$38,041.00)	\$64,266.00	-75.46%
Facter Direct Ltd	United States Association for United Nations High Commissioner for Refugees (UNHCR)	8	\$320,715.00	\$205,170.00	\$111,753.00	63.97%
Facter Direct Ltd	United States Fund for UNICEF	1	\$1,850,172.69	\$1,257,389.69	\$0.00	67.96%
Facter Direct Ltd	Veterans of Foreign Wars of the United States	8	\$41,637.00	(\$61,450.00)	\$93,616.00	-147.59%
Facter Direct Ltd	Vietnam Veterans of America Foundation	8	\$69,077.00	\$31,627.00	\$24,888.00	45.79%
Facter Direct Ltd	Wilderness Society	8	\$71,701.00	(\$1,048.00)	\$95,252.00	-1.46%
Futuremarket Telecenter Inc	Cooperative for Assistance and Relief Everywhere Inc (CARE)	8	\$107,679.19	\$54,783.53	\$0.00	50.88%
<i>Gelmar Ltd</i>	<i>Hope Cancer Fund</i>	8	\$44,852.00	\$8,970.00	\$0.00	20.00%
Gordon & Schwenkmeyer Inc	NARAL Pro-Choice America	8	\$181,961.00	(\$9,628.42)	\$0.00	-5.29%
Gordon & Schwenkmeyer Inc	National Coalition for the Homeless Inc	8	\$5,439.00	\$3,024.27	\$0.00	55.60%
Gordon & Schwenkmeyer Inc	New York Cares Inc	1	\$125,903.95	\$93,676.24	\$0.00	74.40%
Gotham Productions Inc	Amsterdam Police Benevolent Association	4	\$47,265.00	\$12,500.00	\$0.00	26.45%
Gotham Productions Inc	Kingston Police Benevolent Association	3	\$60,649.00	\$15,162.25	\$0.00	25.00%

DATA OBTAINED FROM INTERIM AND CLOSING STATEMENTS FILED BY PROFESSIONAL FUND RAISERS

PROFESSIONAL FUND RAISER	CHARITABLE ORGANIZATION	GEO. AREA	GROSS RECEIPTS	NET TO CHARITY	UNCOLLECTED PLEDGES	% TO CHARITY
<i>Gotham Productions Inc</i>	<i>Kingston Police Gold Shield Society</i>	3	\$45,377.00	\$12,705.56	\$0.00	28.00%
Gotham Productions Inc	New York State Corrections Emerald Society Inc	4	\$20,107.50	\$5,026.87	\$0.00	25.00%
Gotham Productions Inc	Orange County Deputy Sheriffs Police Benevolent Association	3	\$72,780.00	\$18,195.00	\$0.00	25.00%
Gotham Productions Inc	Rensselaer County Deputy Sheriffs Police Benevolent Association	4	\$62,215.00	\$18,664.50	\$0.00	30.00%
Gotham Productions Inc	Schenectady County Sheriffs Benevolent Association	4	\$119,306.25	\$44,000.00	\$0.00	36.88%
<i>Gotham Productions Inc</i>	<i>Schenectady Police Benevolent Association</i>	4	\$131,200.50	\$35,000.00	\$0.00	26.68%
<i>Gotham Productions Inc</i>	<i>Scotia Patrolmens Benevolent Association Inc</i>	4	\$26,045.00	\$7,859.00	\$0.00	30.17%
Gotham Productions Inc	Suffolk County Deputy Sheriff's Benevolent Association	2	\$27,938.00	\$9,000.00	\$0.00	32.21%
<i>Gotham Productions Inc</i>	<i>Town of Newburgh Policemen's Benevolent Association</i>	3	\$82,726.00	\$23,163.28	\$0.00	28.00%
<i>Gotham Productions Inc</i>	<i>Town of Saugerties Police Benevolent Association</i>	3	\$35,912.00	\$10,773.60	\$0.00	30.00%
Harris Direct	Medecins Sans Frontieres USA Inc	1	\$2,329,365.22	\$1,643,429.47	\$374,731.00	70.55%
<i>Harris Direct</i>	<i>Planetary Society</i>	8	\$56,338.00	\$5,825.40	\$34,438.00	10.34%
Heritage Company Inc (The)	86 th Promenade Nationale Inc	8	\$72,391.00	\$20,761.97	\$25,570.00	28.68%
<i>Heritage Company Inc (The)</i>	<i>American Association of the Deaf-Blind</i>	8	\$978,933.42	\$317,774.95	\$292,144.48	32.46%
<i>Heritage Company Inc (The)</i>	<i>Children's Wish Foundation International Inc</i>	8	\$6,834,033.79	\$2,147,459.11	\$2,103,543.51	31.42%
<i>Heritage Company Inc (The)</i>	<i>Empire State Association of the Deaf Inc</i>	1	\$24,673.00	\$6,500.00	\$21,342.00	26.34%
Heritage Company Inc (The)	Enlisted Association of the New York National Guard	4	\$50,167.00	\$16,815.70	\$129,873.00	33.52%
Heritage Company Inc (The)	Mothers Against Drunk Driving	8	\$435,745.89	\$217,872.93	\$151,383.51	50.00%
Heritage Company Inc (The)	Mothers Against Drunk Driving	8	\$3,837,337.95	\$1,787,488.68	\$1,606,853.38	46.58%
<i>Heritage Company Inc (The)</i>	<i>Multiple Sclerosis Association of America Inc</i>	8	\$5,731,605.00	\$2,479,710.00	\$1,624,110.00	43.26%
Heritage Company Inc (The)	National Association for the Terminally Ill Inc	8	\$4,200.60	\$4,200.60	\$10,015.00	100.00%
<i>Heritage Company Inc (The)</i>	<i>National Children's Cancer Society Inc</i>	8	\$2,931,131.06	\$1,140,811.01	\$932,062.20	38.92%

DATA OBTAINED FROM INTERIM AND CLOSING STATEMENTS FILED BY PROFESSIONAL FUND RAISERS

PROFESSIONAL FUND RAISER	CHARITABLE ORGANIZATION	GEO. AREA	GROSS RECEIPTS	NET TO CHARITY	UNCOLLECTED PLEDGES	% TO CHARITY
<i>Heritage Company Inc (The)</i>	<i>Special Olympics New York Inc</i>	4	\$1,417,197.32	\$1,023,747.82	\$503,120.24	72.24%
<i>Heritage Company Inc (The)</i>	<i>Vanished Children's Alliance</i>	4	\$871,570.54	\$251,349.91	\$462,948.00	28.84%
Heritage Company Inc (The)	Veterans of Foreign Wars of the United States	8	\$597,187.55	\$573,687.55	\$359,238.95	96.06%
Holmac Telecommunications Inc	Police Association of the City of Mount Vernon Inc	3	\$25,305.00	\$8,857.00	\$0.00	35.00%
<i>Holmac Telecommunications Inc</i>	<i>Police Conference of New York Inc</i>	4	\$262,560.00	\$78,768.00	\$0.00	30.00%
Holmac Telecommunications Inc	Scarsdale Patrolmens Benevolent Association	3	\$249,984.00	\$91,494.40	\$0.00	36.60%
<i>Holmac Telecommunications Inc</i>	<i>Yonkers Police Captains, Lieutenants & Sergeants Benevolent Association</i>	3	\$106,249.00	\$37,187.15	\$0.00	35.00%
<i>IDC Ltd</i>	<i>Association of Graduates of the US Military Academy</i>	3	\$2,377,384.26	\$1,988,100.87	\$506,625.23	83.63%
IDC Ltd	Roswell Park Alliance Foundation	7	\$486,555.94	(\$303,512.37)	\$1,118,676.40	-62.38%
<i>Infocision Management Corporation</i>	<i>Adventist Development and Relief Agency International</i>	8	\$780,589.36	\$463,629.36	\$0.00	59.39%
Infocision Management Corporation	African Wildlife Foundation	8	\$11,807.00	\$2,793.00	\$0.00	23.66%
Infocision Management Corporation	Alliance Defense Fund	8	\$26,872.94	(\$467.60)	\$0.00	-1.74%
Infocision Management Corporation	Alliance for Marriage	8	\$12,607.74	(\$8.20)	\$0.00	-0.07%
Infocision Management Corporation	Alzheimers Disease and Related Disorders Association Inc	8	\$66,425.39	\$22,354.42	\$0.00	33.65%
Infocision Management Corporation	American Center for Law & Justice Inc	8	\$2,528,200.66	\$2,167,468.35	\$0.00	85.73%
Infocision Management Corporation	American Diabetes Association Inc	8	\$2,458,248.00	\$1,058,758.80	\$0.00	43.07%
Infocision Management Corporation	American Federation of Police and Concerned Citizens	8	\$2,316.00	\$0.00	\$0.00	0.00%
Infocision Management Corporation	American Heart Association	8	\$1,393,411.96	\$1,111,219.90	\$0.00	79.75%
Infocision Management Corporation	American Institute for Cancer Research	8	\$1,152,143.43	\$144,434.84	\$0.00	12.54%
Infocision Management Corporation	Arthritis Foundation	8	\$94,601.37	\$7,235.60	\$0.00	7.65%
Infocision Management Corporation	Care Net	8	\$106,850.00	\$64,006.40	\$0.00	59.90%
Infocision Management Corporation	Christian Advocates Serving Evangelism Inc	8	\$2,583,766.88	\$2,234,579.14	\$0.00	86.49%

DATA OBTAINED FROM INTERIM AND CLOSING STATEMENTS FILED BY PROFESSIONAL FUND RAISERS

PROFESSIONAL FUND RAISER	CHARITABLE ORGANIZATION	GEO. AREA	GROSS RECEIPTS	NET TO CHARITY	UNCOLLECTED PLEDGES	% TO CHARITY
Infocision Management Corporation	Christian Research Institute Inc	8	\$456,768.00	\$131,877.45	\$0.00	28.87%
Infocision Management Corporation	Concerned Women for America	8	\$1,033,367.00	\$770,540.00	\$0.00	74.57%
Infocision Management Corporation	Cooperative for Assistance and Relief Everywhere Inc (CARE)	8	\$771,683.07	\$563,731.51	\$0.00	73.05%
Infocision Management Corporation	Easter Seals Inc	8	\$717,824.00	\$168,945.00	\$0.00	23.54%
Infocision Management Corporation	Epilepsy Foundation of America	8	\$245,901.00	\$172,924.00	\$0.00	70.32%
Infocision Management Corporation	Family Research Council Inc	8	\$2,032.79	(\$1,535.94)	\$0.00	-75.56%
Infocision Management Corporation	Foundation for Moral Law Inc	8	\$474,124.90	\$0.00	\$0.00	0.00%
Infocision Management Corporation	International Fellowship of Christians and Jews Inc	8	\$780,589.36	\$463,629.36	\$0.00	59.39%
Infocision Management Corporation	March of Dimes Birth Defects Foundation	3	\$59,542.74	\$15,383.16	\$0.00	25.84%
Infocision Management Corporation	National Right to Life Committee Inc	8	\$461,422.07	\$73,699.53	\$0.00	15.97%
Infocision Management Corporation	New York Cares Inc	1	\$335.00	(\$5,201.21)	\$0.00	-1552.60%
Infocision Management Corporation	Nora Lam Chinese Ministries International	8	\$253,509.06	\$76,786.72	\$0.00	30.29%
Infocision Management Corporation	Save the Children Federation Inc	8	\$84,500.00	\$29,400.53	\$0.00	34.79%
<i>Infocision Management Corporation</i>	<i>Sojourners</i>	8	<i>\$25,403.05</i>	<i>\$3,101.39</i>	<i>\$0.00</i>	<i>12.21%</i>
Infocision Management Corporation	United Spinal Association Inc	1	\$193,299.76	\$0.00	\$0.00	0.00%
Infocision Management Corporation	United States Fund for UNICEF	1	\$316,563.93	\$204,717.72	\$0.00	64.67%
Infocision Management Corporation	World Wildlife Fund Inc	8	\$275,775.54	\$78,172.56	\$0.00	28.35%
Insight Enterprises Inc	Village of Saugerties Police Benevolent Association	3	\$28,190.00	\$9,866.50	\$0.00	35.00%
<i>Integral Resources Inc</i>	<i>American Council of the Blind Inc</i>	8	<i>\$118,466.66</i>	<i>\$0.00</i>	<i>\$112,912.57</i>	<i>0.00%</i>
<i>Integral Resources Inc</i>	<i>American Council of the Blind Inc</i>	8	<i>\$476,283.43</i>	<i>\$138,996.00</i>	<i>\$150,738.56</i>	<i>29.18%</i>
<i>Integral Resources Inc</i>	<i>Cancer Recovery Foundation of America</i>	8	<i>\$486,156.87</i>	<i>\$90,000.00</i>	<i>\$577,635.67</i>	<i>18.51%</i>
Island Marketing Concepts Inc	Hempstead Police Benevolent Association Inc	2	\$226,198.00	\$56,549.50	\$0.00	25.00%

DATA OBTAINED FROM INTERIM AND CLOSING STATEMENTS FILED BY PROFESSIONAL FUND RAISERS

PROFESSIONAL FUND RAISER	CHARITABLE ORGANIZATION	GEO. AREA	GROSS RECEIPTS	NET TO CHARITY	UNCOLLECTED PLEDGES	% TO CHARITY
Island Marketing Concepts Inc	Lynbrook Police Benevolent Association Inc	2	\$65,175.00	\$19,552.50	\$0.00	30.00%
Island Marketing Concepts Inc	Nassau County Detectives Law Enforcement Night Committee	2	\$13,785.00	\$3,446.25	\$0.00	25.00%
Island Marketing Concepts Inc	Nassau Police Conference Inc	2	\$488,315.00	\$130,000.00	\$0.00	26.62%
Island Marketing Concepts Inc	Village of Hempstead Police Activity League	2	\$52,457.00	\$15,737.10	\$0.00	30.00%
<i>J.E.K. Marketing Inc</i>	<i>Wishing Well Foundation USA Inc</i>	8	<i>\$389,108.50</i>	<i>\$78,908.17</i>	<i>\$0.00</i>	<i>20.28%</i>
JMJ Events Inc	Erie County Association of Chiefs of Police Inc	7	\$13,075.00	\$16,000.00	\$0.00	122.37%
JNK Enterprises Inc	Eastchester Police Benevolent Association	3	\$59,685.00	\$17,905.50	\$0.00	30.00%
JNK Enterprises Inc	Mt Kisco Police Benevolent Association	3	\$85,555.00	\$25,666.50	\$0.00	30.00%
JNK Enterprises Inc	Police Benevolent Association of the City of White Plains	3	\$94,200.00	\$37,680.00	\$0.00	40.00%
LAS LLC	Childhood Leukemia Foundation Inc	8	\$146,887.00	\$25,929.00	\$0.00	17.65%
LAS LLC	Committee for Missing Children Inc	8	\$258,703.00	\$27,881.00	\$0.00	10.78%
<i>LAS LLC</i>	<i>International Union of Police Associations AFL-CIO</i>	8	<i>\$4,100,225.00</i>	<i>\$598,000.00</i>	<i>\$0.00</i>	<i>14.58%</i>
Lester Inc	Consumers Union of United States Inc	3	\$392,213.00	\$232,158.00	\$335,740.00	59.19%
Lester Inc	Empire State College Foundation Inc	4	\$112,668.00	\$56,760.00	\$81,300.00	50.38%
Lester Inc	Riverdale Country School Inc	1	\$7,730.00	\$6,414.00	\$1,325.00	82.98%
Lester Inc	Rye Country Day School	3	\$40,070.00	\$32,780.00	\$2,250.00	81.81%
Lester Inc	State University of New York New Paltz Foundation Inc	3	\$2,525.67	(\$7,392.33)	\$3,918.22	-292.69%
<i>Mac Communications (MacDonald, John T)</i>	<i>New York State Association of PBA's Inc</i>	2	<i>\$167,363.59</i>	<i>\$52,608.87</i>	<i>\$0.00</i>	<i>31.43%</i>
Mako Enterprises (Grimm, Robert)	Sullivan County Patrolmans Benevolent Association	3	\$21,546.00	\$6,500.00	\$0.00	30.17%
Mako Enterprises (Grimm, Robert)	Sullivan County Probation Officers Association Inc	3	\$1,070.00	\$321.00	\$0.00	30.00%
Mako Enterprises (Grimm, Robert)	Town of Fallsburg Police Benevolent Association	3	\$17,317.00	\$5,500.00	\$0.00	31.76%
Marketing Squad Inc	AIDS Rochester Inc	6	\$133,946.00	\$37,500.00	\$0.00	28.00%

DATA OBTAINED FROM INTERIM AND CLOSING STATEMENTS FILED BY PROFESSIONAL FUND RAISERS

PROFESSIONAL FUND RAISER	CHARITABLE ORGANIZATION	GEO. AREA	GROSS RECEIPTS	NET TO CHARITY	UNCOLLECTED PLEDGES	% TO CHARITY
Marketing Squad Inc	American Legion 1999 Convention Corporation of Binghamton NY (New York State American Legion Convention 2005)	7	\$417,231.00	\$62,585.00	\$0.00	15.00%
<i>Marketing Squad Inc</i>	<i>American Legion-Dunbar Post # 1642</i>	5	<i>\$41,184.00</i>	<i>\$8,237.00</i>	<i>\$0.00</i>	<i>20.00%</i>
Marketing Squad Inc	Department of New York Veterans of Foreign Wars of the United States Inc	4	\$391,608.00	\$58,741.00	\$0.00	15.00%
<i>Marketing Squad Inc</i>	<i>Eastridge Kiwanis Charitable Foundation Inc</i>	6	<i>\$41,659.00</i>	<i>\$10,415.00</i>	<i>\$0.00</i>	<i>25.00%</i>
<i>Marketing Squad Inc</i>	<i>Greater Rochester Junior Chamber of Commerce Inc</i>	6	<i>\$179,035.00</i>	<i>\$32,669.00</i>	<i>\$0.00</i>	<i>18.25%</i>
Marketing Squad Inc	Parents of Retarded Children Camp Fund Inc	7	\$210,100.00	\$42,020.00	\$0.00	20.00%
<i>Marketing Squad Inc</i>	<i>Reserve Police Officers Association</i>	3	<i>\$51,455.00</i>	<i>\$7,718.00</i>	<i>\$0.00</i>	<i>15.00%</i>
<i>Marketing Squad Inc</i>	<i>Self Help for Hard of Hearing People Western NY Chapter</i>	7	<i>\$8,165.00</i>	<i>\$1,225.00</i>	<i>\$0.00</i>	<i>15.00%</i>
<i>Marketing Squad Inc</i>	<i>Southwest Rochester Kiwanis Foundation Inc</i>	6	<i>\$41,240.00</i>	<i>\$8,248.00</i>	<i>\$0.00</i>	<i>20.00%</i>
Marketing Squad Inc	Stop the Violence Inc	4	\$275,495.00	\$41,774.00	\$0.00	15.16%
MDS Communications Corporation	American Leprosy Missions Inc	8	\$98,534.00	\$69,474.00	\$15,162.00	70.51%
MDS Communications Corporation	Christian Coalition of America Inc	8	\$323,793.00	\$150,995.00	\$104,187.00	46.63%
MDS Communications Corporation	Concerned Women for America	8	\$580,272.00	\$0.00	\$1,013,153.00	0.00%
MDS Communications Corporation	Cooperative for Assistance and Relief Everywhere Inc (CARE)	8	\$1,544,352.00	\$1,061,192.00	\$266,361.00	68.71%
MDS Communications Corporation	Food for the Hungry Inc	8	\$211,292.00	\$150,593.00	\$54,301.00	71.27%
MDS Communications Corporation	Holt International Children's Service Inc	8	\$96,921.00	\$58,370.00	\$31,915.00	60.22%
MDS Communications Corporation	Judicial Watch Inc	8	\$238,281.00	\$79,416.00	\$200,872.00	33.33%
MDS Communications Corporation	Life Issues Institute Inc	8	\$91,192.00	\$61,131.00	\$16,884.00	67.04%
MDS Communications Corporation	Long Island Coalition for Life Inc	2	\$57,649.00	\$39,317.00	\$12,036.00	68.20%
MDS Communications Corporation	MAP International	8	\$65,396.00	\$47,949.00	\$11,392.00	73.32%

DATA OBTAINED FROM INTERIM AND CLOSING STATEMENTS FILED BY PROFESSIONAL FUND RAISERS

PROFESSIONAL FUND RAISER	CHARITABLE ORGANIZATION	GEO. AREA	GROSS RECEIPTS	NET TO CHARITY	UNCOLLECTED PLEDGES	% TO CHARITY
MDS Communications Corporation	Mercy Corps	8	\$899,650.00	\$648,876.00	\$213,853.00	72.13%
MDS Communications Corporation	National Right to Life Committee Inc	8	\$5,232,578.00	\$6,099.00	\$4,128,892.00	0.12%
MDS Communications Corporation	New York State Right to Life Committee Inc	4	\$257,228.00	\$139,134.00	\$93,519.00	54.09%
MDS Communications Corporation	North Shore Animal League America Inc	2	\$21,267.00	\$4,990.00	\$11,839.00	23.46%
MDS Communications Corporation	Rutherford Institute	8	\$48,111.00	\$18,565.00	\$14,739.00	38.59%
<i>Midwest Publishing-DN Inc</i>	<i>Caring For Our Children Foundation</i>	8	<i>\$83,195.00</i>	<i>\$8,319.50</i>	<i>\$0.00</i>	<i>10.00%</i>
<i>Midwest Publishing-DN Inc</i>	<i>Fire Victims Charitable Foundation Inc</i>	8	<i>\$182,565.49</i>	<i>\$27,384.82</i>	<i>\$0.00</i>	<i>15.00%</i>
Midwest Publishing-DN Inc	National Narcotic Officers Associations Coalition	8	\$137,251.51	\$20,587.73	\$0.00	15.00%
<i>Midwest Publishing-DN Inc</i>	<i>New York State Association of PBA's Inc</i>	2	<i>\$501,041.66</i>	<i>\$85,177.08</i>	<i>\$0.00</i>	<i>17.00%</i>
<i>Midwest Publishing-DN Inc</i>	<i>New York State Deputies Association Inc</i>	5	<i>\$338,974.39</i>	<i>\$57,625.65</i>	<i>\$0.00</i>	<i>17.00%</i>
<i>Midwest Publishing-DN Inc</i>	<i>Operation Lookout National Center for Missing Youth</i>	8	<i>\$171,475.56</i>	<i>\$25,721.33</i>	<i>\$0.00</i>	<i>15.00%</i>
MJM & Associates Inc	Planned Parenthood of the Rochester Syracuse Region Inc	6	\$37,749.00	\$13,705.79	\$23,916.00	36.31%
MJM & Associates Inc	Planned Parenthood of the Rochester Syracuse Region Inc	6	\$22,335.00	\$14,772.55	\$12,082.00	66.14%
Municipal Marketing (Forsyth, David)	Central Square Recreation Baseball League Inc	5	\$27,487.50	\$9,620.62	\$0.00	35.00%
Municipal Marketing (Forsyth, David)	East Syracuse Police Benevolent Association	5	\$51,779.00	\$16,000.00	\$0.00	30.90%
Municipal Marketing (Forsyth, David)	Herkimer County Volunteer Firemens Association Inc	5	\$18,485.00	\$5,000.00	\$0.00	27.05%
Municipal Marketing (Forsyth, David)	Mattydale Liverpool North Syracuse Vikings Inc	5	\$17,150.00	\$5,145.00	\$0.00	30.00%
Municipal Marketing (Forsyth, David)	North Syracuse Police Benevolent Association	5	\$47,748.00	\$19,855.20	\$0.00	41.58%
Municipal Marketing (Forsyth, David)	Oneida County Volunteer Fire Police Association	5	\$55,588.50	\$13,897.12	\$0.00	25.00%
Municipal Marketing (Forsyth, David)	Onondaga County Deputy Sheriffs Police Association Inc	5	\$109,443.00	\$43,777.20	\$0.00	40.00%
<i>Municipal Marketing (Forsyth, David)</i>	<i>VietNow National Headquarters</i>	8	<i>\$795.00</i>	<i>\$159.00</i>	<i>\$0.00</i>	<i>20.00%</i>
<i>Mure Associates Inc</i>	<i>Bi-County Helpline for Abuse Against Women & Children</i>	2	<i>\$163,029.00</i>	<i>\$32,605.80</i>	<i>\$0.00</i>	<i>20.00%</i>
<i>Mure Associates Inc</i>	<i>Long Island Responds</i>	2	<i>\$199,547.00</i>	<i>\$19,954.70</i>	<i>\$0.00</i>	<i>10.00%</i>

DATA OBTAINED FROM INTERIM AND CLOSING STATEMENTS FILED BY PROFESSIONAL FUND RAISERS

PROFESSIONAL FUND RAISER	CHARITABLE ORGANIZATION	GEO. AREA	GROSS RECEIPTS	NET TO CHARITY	UNCOLLECTED PLEDGES	% TO CHARITY
<i>Mure Associates Inc</i>	<i>Suffolk County Veteran Halfway House Project Inc</i>	2	\$53,610.00	\$10,722.00	\$0.00	20.00%
<i>Mure Associates Inc</i>	<i>Vietnam Veterans of America-Chapter #11 Suffolk NY Inc</i>	2	\$153,028.00	\$33,666.16	\$0.00	22.00%
National Benefit Company	Correction Officers Benevolent Association of Rockland County Inc	3	\$106,580.00	\$37,303.00	\$0.00	35.00%
<i>National Benefit Company</i>	<i>Rockland County Patrolmens Benevolent Association Inc</i>	3	\$169,557.75	\$62,246.46	\$0.00	36.71%
<i>New Age Services Ltd</i>	<i>Association of New York Police Officers Inc</i>	3	\$635,756.00	\$95,363.40	\$714,240.00	15.00%
<i>New Age Services Ltd</i>	<i>New York Veteran Police Association Inc</i>	2	\$153,108.00	\$22,966.20	\$199,040.00	15.00%
<i>New Liberty Promotions Inc</i>	<i>Association for Firefighters and Paramedics Inc</i>	8	\$245,589.50	\$24,558.95	\$0.00	10.00%
<i>New Liberty Promotions Inc</i>	<i>National Police Defense Foundation Inc</i>	8	\$229,916.50	\$34,487.48	\$0.00	15.00%
<i>New Liberty Promotions Inc</i>	<i>New York Police Chief's Benevolent Association Inc</i>	3	\$984,526.20	\$157,524.19	\$0.00	16.00%
<i>New Liberty Promotions Inc</i>	<i>New York State Association of PBA's Inc</i>	2	\$133,484.20	\$20,022.63	\$0.00	15.00%
<i>Niagara Frontier Advertising Associates Inc</i>	<i>Batavia Police Benevolent Association</i>	7	\$15,630.00	\$10,000.00	\$0.00	63.98%
<i>Niagara Frontier Advertising Associates Inc</i>	<i>Cheektowaga Police Club Inc</i>	7	\$42,190.00	\$13,850.00	\$0.00	32.83%
<i>Niagara Frontier Advertising Associates Inc</i>	<i>City of Tonawanda Frontier Police Club</i>	7	\$9,845.00	\$10,000.00	\$0.00	101.57%
Niagara Frontier Advertising Associates Inc	Kenmore Club Police Benevolent Association Inc	7	\$17,530.96	\$13,000.00	\$0.00	74.15%
<i>Nordel Publishing Inc</i>	<i>Albany County Deputy Sheriffs Police Benevolent Association</i>	4	\$15,252.00	\$5,338.20	\$0.00	35.00%
Nordel Publishing Inc	Colonie Police Benevolent Association Inc	4	\$165,921.50	\$86,700.95	\$0.00	52.25%
<i>Nordel Publishing Inc</i>	<i>Glenville Police Benevolent Association</i>	4	\$40,172.92	\$18,077.82	\$0.00	45.00%
Nordel Publishing Inc	Niskayuna Police Benevolent Association Inc	4	\$68,463.00	\$27,566.50	\$0.00	40.26%
<i>Nordel Publishing Inc</i>	<i>Saratoga County Deputy Sheriffs PBA</i>	4	\$51,348.00	\$23,106.60	\$0.00	45.00%
<i>Nordel Publishing Inc</i>	<i>Troy Uniformed Firefighters Association Inc</i>	4	\$9,447.00	\$4,723.50	\$0.00	50.00%
Northeastern Advertising (Morgan, William J)	Binghamton Police Benevolent Association Inc	5	\$81,902.50	\$40,951.25	\$0.00	50.00%
Northeastern Advertising (Morgan, William J)	Binghamton Police Supervisors Association Inc	5	\$12,906.00	\$6,453.00	\$0.00	50.00%

DATA OBTAINED FROM INTERIM AND CLOSING STATEMENTS FILED BY PROFESSIONAL FUND RAISERS

PROFESSIONAL FUND RAISER	CHARITABLE ORGANIZATION	GEO. AREA	GROSS RECEIPTS	NET TO CHARITY	UNCOLLECTED PLEDGES	% TO CHARITY
Northeastern Advertising (Morgan, William J)	Broome County Humane Society and Relief Association	5	\$33,967.00	\$10,190.10	\$0.00	30.00%
Northeastern Advertising (Morgan, William J)	Broome County Sheriffs Law Enforcement Officers Association	5	\$48,182.00	\$24,091.00	\$0.00	50.00%
Northeastern Advertising (Morgan, William J)	Chemung County Corrections Officers Local #3978	6	\$20,420.00	\$10,210.00	\$0.00	50.00%
Northeastern Advertising (Morgan, William J)	Chemung County Emergency Protective Inc	6	\$12,285.00	\$3,685.50	\$0.00	30.00%
Northeastern Advertising (Morgan, William J)	Cicero Police Benevolent Association Inc	5	\$3,875.00	\$1,550.00	\$0.00	40.00%
Northeastern Advertising (Morgan, William J)	Elmira New York Police Benevolent Association	6	\$65,292.50	\$32,646.25	\$0.00	50.00%
Northeastern Advertising (Morgan, William J)	Johnson City Police Association	5	\$28,500.00	\$11,400.00	\$0.00	40.00%
Northeastern Advertising (Morgan, William J)	McLean Fire Department Inc	5	\$16,080.00	\$6,432.00	\$0.00	40.00%
Northeastern Advertising (Morgan, William J)	Monroe County Volunteer Firemen's Association Inc	6	\$5,820.00	\$2,328.00	\$0.00	40.00%
Northeastern Advertising (Morgan, William J)	N. Y. S. Environmental Conservation Police P.B.A. Inc	6	\$15,260.00	\$6,104.00	\$0.00	40.00%
Northeastern Advertising (Morgan, William J)	New York State Park Police PBA Inc	2	\$5,965.00	\$2,087.75	\$0.00	35.00%
Northeastern Advertising (Morgan, William J)	New York State Park Police PBA Inc	2	\$11,275.00	\$4,510.00	\$0.00	40.00%
Northeastern Advertising (Morgan, William J)	Southern Tier Canine Association Inc	5	\$25,637.00	\$12,818.50	\$0.00	50.00%
<i>Northeastern Advertising (Morgan, William J)</i>	<i>Watkins Glen Police Benevolent Association Inc</i>	<i>6</i>	<i>\$31,397.50</i>	<i>\$14,128.88</i>	<i>\$0.00</i>	<i>45.00%</i>
Outreach Associates Inc	American Association of University Women Inc	8	\$289,634.00	(\$22,321.00)	\$0.00	-7.71%
Outreach Associates Inc	American Society for the Prevention of Cruelty to Animals	1	\$295,121.00	\$161,265.00	\$0.00	54.64%
Outreach Associates Inc	Brady Campaign to Prevent Gun Violence	8	\$554,425.00	\$302,824.00	\$0.00	54.62%
Outreach Associates Inc	Charles Darwin Foundation Inc	8	\$133,348.00	\$39,094.00	\$0.00	29.32%
Outreach Associates Inc	Common Cause	8	\$467,613.00	\$249,698.00	\$0.00	53.40%
Outreach Associates Inc	Common Cause	8	\$679,363.00	\$301,489.00	\$0.00	44.38%
Outreach Associates Inc	Dian Fossey Gorilla Fund International Inc	8	\$48,120.00	\$26,009.00	\$0.00	54.05%
Outreach Associates Inc	Environmental Defense Inc	1	\$47,530.00	\$11,767.00	\$0.00	24.76%

DATA OBTAINED FROM INTERIM AND CLOSING STATEMENTS FILED BY PROFESSIONAL FUND RAISERS

PROFESSIONAL FUND RAISER	CHARITABLE ORGANIZATION	GEO. AREA	GROSS RECEIPTS	NET TO CHARITY	UNCOLLECTED PLEDGES	% TO CHARITY
Outreach Associates Inc	Interfaith Alliance Inc	8	\$69,599.00	\$21,793.00	\$0.00	31.31%
Outreach Associates Inc	International Rescue Committee Inc	1	\$99,575.00	\$92,791.00	\$0.00	93.19%
Outreach Associates Inc	Jane Goodall Institute for Wildlife Research Education and Conservation	8	\$164,847.00	\$63,480.00	\$0.00	38.51%
Outreach Associates Inc	League of Women Voters of the United States	8	\$82,852.00	\$13,927.00	\$0.00	16.81%
Outreach Associates Inc	NARAL Pro-Choice America	8	\$468,796.00	\$259,387.00	\$0.00	55.33%
Outreach Associates Inc	NARAL Pro-Choice America	8	\$127,621.00	\$39,804.00	\$0.00	31.19%
Outreach Associates Inc	National Audubon Society Inc	1	\$58,380.00	\$24,753.00	\$0.00	42.40%
Outreach Associates Inc	National Museum of Women in the Arts Inc	8	\$328,299.00	\$55,910.00	\$0.00	17.03%
Outreach Associates Inc	Parents, Families and Friends of Lesbians and Gays Inc	8	\$39,674.00	\$19,087.00	\$0.00	48.11%
Outreach Associates Inc	Servicemembers Legal Defense Network Inc	8	\$58,260.00	\$30,459.00	\$0.00	52.28%
Outreach Associates Inc	Sierra Club	8	\$3,314,452.00	\$2,052,140.95	\$0.00	61.91%
Outreach Associates Inc	Southern Poverty Law Center Inc	8	\$322,232.44	\$149,795.01	\$0.00	46.49%
Phoenix Resource Group Inc	Buffalo Philharmonic Orchestra Society Inc	7	\$631,304.00	\$407,304.00	\$0.00	64.52%
<i>Phone Bank Systems Inc</i>	<i>Western New York Public Broadcasting Association</i>	7	<i>\$177,457.36</i>	<i>\$94,588.28</i>	<i>\$31,998.64</i>	<i>53.30%</i>
<i>Phone Bank Systems Inc</i>	<i>WXXI Public Broadcasting Council</i>	6	<i>\$152,902.71</i>	<i>\$94,204.22</i>	<i>\$68,178.29</i>	<i>61.61%</i>
Public Interest Communications Inc	Amnesty International of the USA Inc	1	\$351,798.00	\$151,116.00	\$288,726.00	42.96%
Public Interest Communications Inc	Brady Campaign to Prevent Gun Violence	8	\$140,938.00	\$89,636.10	\$83,231.00	63.60%
Public Interest Communications Inc	Christian Appalachian Project Inc	8	\$264,590.00	\$144,502.00	\$44,569.00	54.61%
Public Interest Communications Inc	Common Cause	8	\$74,966.00	\$22,616.88	\$37,316.00	30.17%
<i>Public Interest Communications Inc</i>	<i>Defenders of Wildlife Inc</i>	8	<i>\$709,015.18</i>	<i>\$135,536.37</i>	<i>\$0.00</i>	<i>19.12%</i>
Public Interest Communications Inc	Doris Day Animal League	8	\$169,572.00	\$95,646.01	\$19,898.00	56.40%
Public Interest Communications Inc	International Campaign for Tibet	8	\$202,040.00	\$55,520.37	\$41,183.00	27.48%

DATA OBTAINED FROM INTERIM AND CLOSING STATEMENTS FILED BY PROFESSIONAL FUND RAISERS

PROFESSIONAL FUND RAISER	CHARITABLE ORGANIZATION	GEO. AREA	GROSS RECEIPTS	NET TO CHARITY	UNCOLLECTED PLEDGES	% TO CHARITY
Public Interest Communications Inc	Mothers Against Drunk Driving	8	\$351,630.41	\$188,522.48	\$0.00	53.61%
Public Interest Communications Inc	National Audubon Society Inc	1	\$57,671.43	(\$32,464.27)	\$41,341.00	-56.29%
Public Interest Communications Inc	North Shore Animal League America Inc	2	\$67,460.00	(\$107,374.79)	\$47,347.00	-159.17%
Public Interest Communications Inc	Ocean Conservancy Inc	8	\$10,276.00	(\$8,653.36)	\$1,194.00	-84.21%
Public Interest Communications Inc	Planned Parenthood Action Fund Inc	1	\$105,078.97	\$24,079.85	\$46,639.03	22.92%
Public Interest Communications Inc	Planned Parenthood Federation of America Inc	1	\$297,099.68	\$130,304.83	\$90,250.32	43.86%
Public Interest Communications Inc	Rails-to-Trails Conservancy	8	\$10,522.00	\$5,194.13	\$0.00	49.36%
Public Interest Communications Inc	United States Ski Team Foundation	8	\$92,122.00	\$11,447.60	\$54,948.00	12.43%
Public Interest Communications Inc	World Wildlife Fund Inc	8	\$750,339.00	\$340,294.03	\$85,077.55	45.35%
<i>Reese Teleservices Inc</i>	<i>Kids Wish Network Inc</i>	8	<i>\$749,878.00</i>	<i>\$89,985.00</i>	<i>\$1,717,725.00</i>	<i>12.00%</i>
<i>Reese Teleservices Inc</i>	<i>National Caregiving Foundation</i>	8	<i>\$2,408,006.00</i>	<i>\$336,000.00</i>	<i>\$2,140,428.00</i>	<i>13.95%</i>
Royalty Services Inc	American Breast Cancer Foundation Inc	8	\$104,390.00	\$13,167.09	\$0.00	12.61%
<i>Royalty Services Inc</i>	<i>Cornerstone Soup Kitchen & Food Pantry Inc</i>	4	<i>\$156,781.00</i>	<i>\$47,034.30</i>	<i>\$0.00</i>	<i>30.00%</i>
Royalty Services Inc	Glens Falls Police Benevolent Association	4	\$41,051.00	\$10,262.75	\$0.00	25.00%
Royalty Services Inc	Hudson Valley Volunteer Firemens Association	3	\$27,926.00	\$12,110.50	\$0.00	43.37%
Royalty Services Inc	Kalurah Temple AAONMS	5	\$53,803.00	\$17,202.28	\$0.00	31.97%
Royalty Services Inc	New York State Crime Stoppers Inc	3	\$11,145.00	\$1,671.75	\$0.00	15.00%
Royalty Services Inc	Newland-Wood Fire Company of the Stillwater Fire Department	4	\$25,803.00	\$10,000.00	\$0.00	38.76%
Royalty Services Inc	Oriental Temple AAONMS	4	\$135,127.00	\$40,000.00	\$0.00	29.60%
Royalty Services Inc	South Glens Falls Police Benevolent Association	4	\$7,808.00	\$2,342.40	\$0.00	30.00%
Royalty Services Inc	Supplemental Food Providers Inc	4	\$12,082.00	\$3,624.60	\$0.00	30.00%
RuffaloCODY LLC	Queens College Foundation Inc	1	\$338,830.25	\$248,793.70	\$83,052.00	73.43%

DATA OBTAINED FROM INTERIM AND CLOSING STATEMENTS FILED BY PROFESSIONAL FUND RAISERS

PROFESSIONAL FUND RAISER	CHARITABLE ORGANIZATION	GEO. AREA	GROSS RECEIPTS	NET TO CHARITY	UNCOLLECTED PLEDGES	% TO CHARITY
S & E Marketing Ltd	Association for Disabled Firefighters Inc	8	\$880,342.00	\$88,034.20	\$0.00	10.00%
S & E Marketing Ltd	Coalition of Police and Sheriffs Inc	8	\$68,997.00	\$6,899.70	\$0.00	10.00%
S & E Marketing Ltd	Disabled Firefighters Fund	8	\$567,393.00	\$56,739.30	\$0.00	10.00%
<i>S & M Enterprises Inc</i>	<i>Greenburgh Uniformed Firefighters Association Inc</i>	3	<i>\$46,910.00</i>	<i>\$15,000.00</i>	<i>\$900.00</i>	<i>31.98%</i>
<i>S & M Enterprises Inc</i>	<i>Lake Mohegan Professional Fire Fighters Association Inc</i>	3	<i>\$33,605.00</i>	<i>\$10,081.50</i>	<i>\$700.00</i>	<i>30.00%</i>
<i>S & M Enterprises Inc</i>	<i>Pleasantville New York Police Benevolent Association Inc</i>	3	<i>\$42,153.00</i>	<i>\$13,067.43</i>	<i>\$700.00</i>	<i>31.00%</i>
<i>S & M Enterprises Inc</i>	<i>Policemen's Benevolent Association of Westchester County Inc</i>	3	<i>\$90,181.00</i>	<i>\$34,268.78</i>	<i>\$0.00</i>	<i>38.00%</i>
<i>S & M Enterprises Inc</i>	<i>Sleepy Hollow Police Benevolent Association Inc</i>	3	<i>\$20,305.00</i>	<i>\$7,106.75</i>	<i>\$1,200.00</i>	<i>35.00%</i>
<i>S & M Enterprises Inc</i>	<i>Town of Mt Pleasant Policemen's Benevolent Association</i>	3	<i>\$56,925.00</i>	<i>\$17,075.50</i>	<i>\$500.00</i>	<i>30.00%</i>
<i>S & M Enterprises Inc</i>	<i>Uniformed Fire Fighters Association of the City of New Rochelle Inc</i>	3	<i>\$60,020.00</i>	<i>\$18,006.00</i>	<i>\$400.00</i>	<i>30.00%</i>
<i>Safety Publications Inc</i>	<i>American Association of State Troopers Inc</i>	8	<i>\$695,878.31</i>	<i>\$139,175.66</i>	<i>\$0.00</i>	<i>20.00%</i>
Safety Publications Inc	Association for Firefighters and Paramedics Inc	8	\$129,181.55	\$12,918.16	\$0.00	10.00%
Sage Group LLC (The)	WNYC Radio	1	\$470,990.00	\$227,830.00	\$302,667.00	48.37%
SD&A Teleservices Inc	Boston Ballet Inc	8	\$9,264.00	\$6,762.72	\$0.00	73.00%
SD&A Teleservices Inc	Boston Ballet Inc	8	\$364,601.00	\$217,288.00	\$70,669.00	59.60%
SD&A Teleservices Inc	Carnegie Hall Society Inc	1	\$2,599,725.00	\$1,966,428.00	\$189,223.00	75.64%
SD&A Teleservices Inc	Cooperative for Assistance and Relief Everywhere Inc (CARE)	8	\$17,110.00	(\$41,644.00)	\$73,909.00	-243.39%
SD&A Teleservices Inc	Earthjustice	8	\$37,450.00	\$19,755.00	\$10,612.00	52.75%
SD&A Teleservices Inc	Multiple Sclerosis Association of America Inc	8	\$156,791.00	\$18,695.00	\$85,217.00	11.92%
SD&A Teleservices Inc	New York City Ballet Inc	1	\$1,536,146.00	\$1,132,121.00	\$42,547.00	73.70%
Share Group Inc	Adirondack Council Inc	4	\$41,190.00	\$27,593.00	\$0.00	66.99%

DATA OBTAINED FROM INTERIM AND CLOSING STATEMENTS FILED BY PROFESSIONAL FUND RAISERS

PROFESSIONAL FUND RAISER	CHARITABLE ORGANIZATION	GEO. AREA	GROSS RECEIPTS	NET TO CHARITY	UNCOLLECTED PLEDGES	% TO CHARITY
Share Group Inc	AFS USA Inc	1	\$244,631.00	\$164,921.00	\$0.00	67.42%
Share Group Inc	American Civil Liberties Union	1	\$1,588,944.00	\$854,648.00	\$0.00	53.79%
Share Group Inc	American Farmland Trust	8	\$22,080.00	(\$6,399.00)	\$0.00	-28.98%
Share Group Inc	American Foundation for AIDS Research (AMFAR)	1	\$111,239.00	\$62,073.00	\$0.00	55.80%
Share Group Inc	Amnesty International of the USA Inc	1	\$242,237.00	\$167,388.00	\$0.00	69.10%
Share Group Inc	Appalachian Mountain Club	8	\$283,243.00	\$137,394.00	\$0.00	48.51%
Share Group Inc	Brady Campaign to Prevent Gun Violence	8	\$504,397.00	\$192,901.00	\$0.00	38.24%
Share Group Inc	Bread for the World Inc	8	\$352,825.00	\$119,808.00	\$0.00	33.96%
Share Group Inc	Chesapeake Bay Foundation Inc	8	\$292,497.00	\$114,075.00	\$0.00	39.00%
<i>Share Group Inc</i>	<i>Children International</i>	8	<i>\$95,607.00</i>	<i>\$53,561.00</i>	<i>\$0.00</i>	<i>56.02%</i>
Share Group Inc	Children's Hospital Foundation	8	\$163,781.00	\$98,754.00	\$0.00	60.30%
Share Group Inc	Co-op America Foundation Inc	8	\$20,861.00	\$9,651.00	\$0.00	46.26%
Share Group Inc	Colonial Williamsburg Foundation	8	\$11,500.00	\$6,792.00	\$0.00	59.06%
Share Group Inc	Defenders of Wildlife Inc	8	\$22,677.00	(\$2,304.00)	\$0.00	-10.16%
Share Group Inc	Diabetes Research and Wellness Foundation Inc	8	\$29,185.00	(\$8,215.00)	\$0.00	-28.15%
Share Group Inc	Earth Island Institute Inc	8	\$17,656.00	\$7,071.00	\$0.00	40.05%
Share Group Inc	Earthjustice	8	\$347,141.00	\$158,540.00	\$0.00	45.67%
Share Group Inc	Earthjustice	8	\$112,082.00	\$45,922.00	\$0.00	40.97%
Share Group Inc	Environmental Defense Action Fund	1	\$45,947.00	\$23,184.00	\$0.00	50.46%
Share Group Inc	Environmental Defense Inc	1	\$414,540.00	\$235,773.00	\$0.00	56.88%
Share Group Inc	Field Museum of Natural History	8	\$250,205.00	\$98,017.00	\$0.00	39.17%
Share Group Inc	Gay & Lesbian Alliance Against Defamation Inc (GLADD)	8	\$229,447.00	\$125,411.00	\$0.00	54.66%

DATA OBTAINED FROM INTERIM AND CLOSING STATEMENTS FILED BY PROFESSIONAL FUND RAISERS

PROFESSIONAL FUND RAISER	CHARITABLE ORGANIZATION	GEO. AREA	GROSS RECEIPTS	NET TO CHARITY	UNCOLLECTED PLEDGES	% TO CHARITY
Share Group Inc	Gay & Lesbian Alliance Against Defamation Inc (GLADD)	8	\$206,864.00	\$76,761.00	\$0.00	37.11%
Share Group Inc	Gay Mens Health Crisis Inc	1	\$189,394.00	\$124,764.00	\$0.00	65.88%
Share Group Inc	God's Love We Deliver Inc	1	\$29,522.00	\$8,552.00	\$0.00	28.97%
Share Group Inc	Human Rights Campaign Inc	8	\$2,455,848.00	\$1,816,276.00	\$0.00	73.96%
Share Group Inc	Humane Society of the United States Inc	8	\$2,730,720.00	\$545,843.00	\$0.00	19.99%
Share Group Inc	International Fund for Animal Welfare Inc	8	\$94,578.00	(\$54,287.00)	\$0.00	-57.40%
Share Group Inc	International Rescue Committee Inc	1	\$83,102.00	\$48,871.00	\$0.00	58.81%
Share Group Inc	League of Women Voters of the United States	8	\$226,036.00	\$152,942.00	\$0.00	67.66%
Share Group Inc	NARAL Pro-Choice America	8	\$970,599.00	\$652,866.00	\$0.00	67.26%
Share Group Inc	National Association for the Advancement of Colored People	8	\$535,783.00	\$290,861.00	\$0.00	54.29%
Share Group Inc	National Audubon Society Inc	1	\$388,746.00	\$147,069.00	\$0.00	37.83%
Share Group Inc	National Breast Cancer Coalition	8	\$115,963.00	\$44,715.00	\$0.00	38.56%
Share Group Inc	National Gay and Lesbian Task Force Foundation	8	\$97,850.00	\$44,670.00	\$0.00	45.65%
Share Group Inc	National Organization for Women Inc	8	\$740,434.00	\$338,876.00	\$0.00	45.77%
Share Group Inc	National Osteoporosis Foundation (The)	8	\$3,845.00	(\$1,855.00)	\$0.00	-48.24%
Share Group Inc	National Parks Conservation Association	8	\$309,837.00	\$48,376.00	\$0.00	15.61%
Share Group Inc	National Wildlife Federation	8	\$544,128.00	\$168,537.00	\$0.00	30.97%
Share Group Inc	Native American Rights Fund	8	\$11,693.00	(\$13,902.00)	\$0.00	-118.89%
Share Group Inc	Oxfam America Inc	8	\$566,716.00	\$349,532.00	\$0.00	61.68%
Share Group Inc	People for the American Way	8	\$274,963.00	\$124,928.00	\$0.00	45.43%
Share Group Inc	People for the Ethical Treatment of Animals Inc	8	\$133,471.00	(\$10,221.00)	\$0.00	-7.66%
Share Group Inc	Planned Parenthood Action Fund Inc	1	\$19,596.00	(\$4,274.00)	\$0.00	-21.81%

DATA OBTAINED FROM INTERIM AND CLOSING STATEMENTS FILED BY PROFESSIONAL FUND RAISERS

PROFESSIONAL FUND RAISER	CHARITABLE ORGANIZATION	GEO. AREA	GROSS RECEIPTS	NET TO CHARITY	UNCOLLECTED PLEDGES	% TO CHARITY
Share Group Inc	Planned Parenthood Federation of America Inc	1	\$119,424.00	\$66,225.00	\$0.00	55.45%
Share Group Inc	Religious Coalition for Reproductive Choice Inc	8	\$11,424.00	\$2,673.00	\$0.00	23.40%
Share Group Inc	Southern Poverty Law Center Inc	8	\$269,122.00	\$171,190.00	\$0.00	63.61%
Share Group Inc	Trout Unlimited Inc	8	\$109,768.00	\$19,812.00	\$0.00	18.05%
Share Group Inc	Union of Concerned Scientists Inc	8	\$185,677.00	\$86,783.00	\$0.00	46.74%
Share Group Inc	Unitarian Universalist Service Committee Inc	8	\$172,376.00	\$71,824.00	\$0.00	41.67%
Share Group Inc	Vermont ETV Inc	8	\$119,589.00	\$29,304.00	\$0.00	24.50%
Share Group Inc	Wilderness Society	8	\$480,845.00	\$231,416.00	\$0.00	48.13%
Share Group Inc	World Wildlife Fund Inc	8	\$458,473.00	\$65,485.00	\$0.00	14.28%
Spotlight Music Productions Inc	Albion Emergency Squad Inc	7	\$34,949.00	\$9,012.00	\$0.00	25.79%
Spotlight Music Productions Inc	Cayuga Club Police Benevolent Association Inc	7	\$57,634.00	\$19,066.00	\$0.00	33.08%
<i>Spotlight Music Productions Inc</i>	<i>Hickory Club Patrolmens Benevolent Association Inc</i>	7	<i>\$21,705.00</i>	<i>\$6,001.00</i>	<i>\$0.00</i>	<i>27.65%</i>
<i>Spotlight Music Productions Inc</i>	<i>Ossining Police Athletic League</i>	3	<i>\$96,604.00</i>	<i>\$28,981.20</i>	<i>\$0.00</i>	<i>30.00%</i>
Spotlight Music Productions Inc	South Lockport Fire Company Inc	7	\$49,613.00	\$12,404.00	\$0.00	25.00%
Spotlight Music Productions Inc	Town of Wallkill Volunteer Ambulance Corps Inc	3	\$33,691.00	\$9,097.00	\$0.00	27.00%
Spotlight Music Productions Inc	Westchester County Correction Officers Benevolent Association Inc	3	\$58,342.00	\$14,717.00	\$0.00	25.23%
Stage Door Music Productions Inc	Albany County Sheriff's Union #775 AFSCME	4	\$150,717.00	\$40,000.00	\$0.00	26.54%
Stage Door Music Productions Inc	Ballston Spa Police Benevolent Association	4	\$47,425.17	\$14,000.00	\$0.00	29.52%
Stage Door Music Productions Inc	Columbia County Correction Officers Local #3828	4	\$70,862.00	\$15,589.64	\$0.00	22.00%
Stage Door Music Productions Inc	Crime Prevention Association of Western New York Inc	7	\$32,349.00	\$6,469.80	\$0.00	20.00%
Stage Door Music Productions Inc	Deputy Sheriff's Benevolent Association of Onondaga County Inc	5	\$85,961.17	\$15,473.01	\$0.00	18.00%

DATA OBTAINED FROM INTERIM AND CLOSING STATEMENTS FILED BY PROFESSIONAL FUND RAISERS

PROFESSIONAL FUND RAISER	CHARITABLE ORGANIZATION	GEO. AREA	GROSS RECEIPTS	NET TO CHARITY	UNCOLLECTED PLEDGES	% TO CHARITY
Stage Door Music Productions Inc	Dutchess County Correction Officers Benevolent Association	3	\$125,191.21	\$25,038.24	\$0.00	20.00%
<i>Stage Door Music Productions Inc</i>	<i>Greece Police Gold Badge Club</i>	6	<i>\$138,611.48</i>	<i>\$36,583.44</i>	<i>\$0.00</i>	<i>26.39%</i>
<i>Stage Door Music Productions Inc</i>	<i>Haverstraw Police Athletic League Inc</i>	3	<i>\$131,273.81</i>	<i>\$22,316.55</i>	<i>\$0.00</i>	<i>17.00%</i>
<i>Stage Door Music Productions Inc</i>	<i>Hughsonville Fire Company</i>	3	<i>\$47,620.23</i>	<i>\$8,372.86</i>	<i>\$0.00</i>	<i>17.58%</i>
Stage Door Music Productions Inc	Jefferson County Deputy Sheriff Association	5	\$94,991.50	\$18,996.30	\$0.00	20.00%
Stage Door Music Productions Inc	Middletown Fire Police	3	\$57,049.00	\$11,411.80	\$0.00	20.00%
Stage Door Music Productions Inc	Middletown NY Police Benevolent Association	3	\$88,088.27	\$17,617.65	\$0.00	20.00%
Stage Door Music Productions Inc	Middletown NY Police Benevolent Association	3	\$88,671.15	\$17,734.23	\$0.00	20.00%
Stage Door Music Productions Inc	New York Law Enforcement Association Inc	6	\$204,588.23	\$44,055.29	\$0.00	21.53%
Stage Door Music Productions Inc	North Greece Fire Fighters Association Local #3827 IAFF AFL CIO Inc	6	\$53,283.00	\$10,656.60	\$0.00	20.00%
<i>Stage Door Music Productions Inc</i>	<i>North Tonawanda Policemen Benevolent Association Inc</i>	7	<i>\$18,913.24</i>	<i>\$5,919.91</i>	<i>\$0.00</i>	<i>31.30%</i>
Stage Door Music Productions Inc	North Tonawanda Professional Firefighters Benevolent Association	7	\$34,317.50	\$7,500.00	\$0.00	21.85%
Stage Door Music Productions Inc	Orange County K-9 Association Inc	3	\$103,504.00	\$20,700.80	\$0.00	20.00%
<i>Stage Door Music Productions Inc</i>	<i>Potsdam Police Protective Association</i>	5	<i>\$28,912.00</i>	<i>\$5,204.16</i>	<i>\$0.00</i>	<i>18.00%</i>
Stage Door Music Productions Inc	Saratoga County Deputy Sheriffs Benevolent Association	4	\$119,770.89	\$32,442.61	\$0.00	27.09%
<i>Stage Door Music Productions Inc</i>	<i>Sheriff's Silver Star Association Inc</i>	5	<i>\$120,844.00</i>	<i>\$27,794.12</i>	<i>\$0.00</i>	<i>23.00%</i>
<i>Stage Door Music Productions Inc</i>	<i>Ulster County Correction Officers Benevolent Association</i>	3	<i>\$87,554.00</i>	<i>\$17,510.80</i>	<i>\$0.00</i>	<i>20.00%</i>
<i>Stage Door Music Productions Inc</i>	<i>Ulster County Sheriff's Employees Association</i>	3	<i>\$87,768.00</i>	<i>\$17,553.60</i>	<i>\$0.00</i>	<i>20.00%</i>
<i>Stage Door Music Productions Inc</i>	<i>Ulster County Volunteer Firemen's Association</i>	3	<i>\$91,470.00</i>	<i>\$18,294.00</i>	<i>\$0.00</i>	<i>20.00%</i>
Stage Door Music Productions Inc	United States Police Canine Association/Region #7	2	\$288,184.64	\$63,400.62	\$0.00	22.00%
<i>Stage Door Music Productions Inc</i>	<i>Village of Fishkill Police Benevolent Association</i>	3	<i>\$56,888.00</i>	<i>\$9,670.96</i>	<i>\$0.00</i>	<i>17.00%</i>

DATA OBTAINED FROM INTERIM AND CLOSING STATEMENTS FILED BY PROFESSIONAL FUND RAISERS

PROFESSIONAL FUND RAISER	CHARITABLE ORGANIZATION	GEO. AREA	GROSS RECEIPTS	NET TO CHARITY	UNCOLLECTED PLEDGES	% TO CHARITY
Stage Door Music Productions Inc	Watertown Police Benevolent Association	5	\$92,155.37	\$18,431.07	\$0.00	20.00%
<i>Standard Call (The) (Sandone, Michael A)</i>	<i>American Veteran Relief Foundation</i>	8	\$8,794.80	\$1,495.12	\$0.00	17.00%
<i>Standard Call (The) (Sandone, Michael A)</i>	<i>Defeat Diabetes Foundation Inc</i>	8	\$1,933.50	\$386.70	\$0.00	20.00%
Starlet Music Productions (Corbett, Herbert)	Peekskill Police Association Inc	3	\$75,267.00	\$22,500.00	\$0.00	29.89%
Starlet Music Productions (Corbett, Herbert)	Town Police Fraternity Inc	3	\$44,975.00	\$13,492.50	\$0.00	30.00%
<i>Suffolk Productions Inc</i>	<i>New York State Association of Chiefs of Police Inc</i>	4	\$607,810.00	\$182,343.00	\$0.00	30.00%
Suffolk Productions Inc	New York State Park Police PBA Inc	2	\$89,715.00	\$22,429.00	\$0.00	25.00%
Suffolk Productions Inc	Patrolmen's Benevolent Association of Long Beach New York Inc	2	\$50,125.00	\$20,050.00	\$0.00	40.00%
Suffolk Productions Inc	Police Athletic Team of Suffolk County Inc	2	\$44,353.00	\$12,419.00	\$0.00	28.00%
<i>Suffolk Productions Inc</i>	<i>Suffolk County Detectives Association Inc</i>	2	\$163,811.00	\$57,334.00	\$0.00	35.00%
<i>Suffolk Productions Inc</i>	<i>Traditional Chinese Medicine World Foundation Inc</i>	1	\$49,115.00	\$12,279.00	\$0.00	25.00%
Suffolk Productions Inc	United Way of Long Island Inc	2	\$56,569.00	\$14,142.00	\$0.00	25.00%
Suffolk Productions Inc	Vietnam Veterans of America-Chapter #82 Hicksville NY	2	\$19,873.00	\$4,968.00	\$0.00	25.00%
Tan Productions Inc	Amityville Fire Department	2	\$21,548.00	\$11,851.40	\$0.00	55.00%
Tan Productions Inc	Amityville Patrolmen's Benevolent Association Inc	2	\$36,970.00	\$18,485.00	\$0.00	50.00%
Tan Productions Inc	Freeport Police Athletic League Inc	2	\$16,445.00	\$8,222.50	\$0.00	50.00%
<i>Tan Productions Inc</i>	<i>Freeport Police Benevolent Association</i>	2	\$11,705.00	\$5,852.50	\$0.00	50.00%
Tan Productions Inc	Glen Cove City Police Benevolent Association Inc	2	\$38,660.00	\$19,330.00	\$0.00	50.00%
Tan Productions Inc	New York State Court Clerks Association	1	\$84,596.00	\$25,378.80	\$0.00	30.00%
Tan Productions Inc	Patrolman's Benevolent Association of Southampton Town Inc	2	\$53,800.00	\$29,590.00	\$0.00	55.00%
<i>Tan Productions Inc</i>	<i>Port Washington Police Athletic League Inc</i>	2	\$30,375.00	\$15,187.50	\$0.00	50.00%
Tan Productions Inc	Port Washington Police Benevolent Association Inc	2	\$47,519.00	\$23,759.50	\$0.00	50.00%

DATA OBTAINED FROM INTERIM AND CLOSING STATEMENTS FILED BY PROFESSIONAL FUND RAISERS

PROFESSIONAL FUND RAISER	CHARITABLE ORGANIZATION	GEO. AREA	GROSS RECEIPTS	NET TO CHARITY	UNCOLLECTED PLEDGES	% TO CHARITY
Tan Productions Inc	Riverhead Police Benevolent Association Inc	2	\$32,065.00	\$16,353.15	\$0.00	51.00%
Tan Productions Inc	Suffolk County Police Conference Inc	2	\$99,005.00	\$29,701.50	\$0.00	30.00%
Tan Productions Inc	Suffolk County Police Conference Inc	2	\$13,750.00	\$0.00	\$0.00	0.00%
Tan Productions Inc	Uniformed Court Officers Association of Suffolk County	2	\$62,490.00	\$18,747.00	\$0.00	30.00%
<i>TCB Enterprises Inc</i>	<i>Association for Firefighters and Paramedics Inc</i>	8	<i>\$67,822.00</i>	<i>\$6,782.20</i>	<i>\$0.00</i>	<i>10.00%</i>
<i>TCB Enterprises Inc</i>	<i>Junior Police Academy</i>	8	<i>\$53,870.00</i>	<i>\$8,080.50</i>	<i>\$1,400.00</i>	<i>15.00%</i>
<i>TCB Enterprises Inc</i>	<i>Police Athletic League of Yonkers Foundation Inc</i>	3	<i>\$165,000.00</i>	<i>\$57,750.00</i>	<i>\$0.00</i>	<i>35.00%</i>
<i>TCB Enterprises Inc</i>	<i>Police Protective Fund</i>	8	<i>\$51,087.00</i>	<i>\$7,663.05</i>	<i>\$0.00</i>	<i>15.00%</i>
<i>Tele-Response Center Inc</i>	<i>Miracle Flights for Kids</i>	8	<i>\$1,580,448.34</i>	<i>\$399,284.66</i>	<i>\$925,319.25</i>	<i>25.26%</i>
Tele-Response Center Inc	Miracle Flights for Kids	8	\$116,835.91	\$53,475.75	\$0.00	45.77%
Tele-Response Center Inc	Multiple Sclerosis Association of America Inc	8	\$65,498.60	\$18,897.56	\$0.00	28.85%
<i>Tele-Response Center Inc</i>	<i>SADD Inc</i>	8	<i>\$2,290,619.80</i>	<i>\$840,000.00</i>	<i>\$0.00</i>	<i>36.67%</i>
Telecomp Inc	Margaret Woodbury Strong Museum	6	\$18,349.00	\$1,783.00	\$0.00	9.72%
Telecomp Inc	New York and Presbyterian Hospital	1	\$562,401.00	\$296,149.20	\$0.00	52.66%
Telecomp Inc	New York and Presbyterian Hospital	1	\$565,976.00	\$90,284.32	\$0.00	15.95%
<i>Telecomp Inc</i>	<i>New York-Presbyterian Fund Inc</i>	<i>1</i>	<i>\$296,449.00</i>	<i>\$120,349.46</i>	<i>\$0.00</i>	<i>40.60%</i>
Telecomp Inc	Rochester Philharmonic Orchestra Inc	6	\$591,402.00	\$478,547.60	\$0.00	80.92%
<i>Telecomp Inc</i>	<i>Rochester Philharmonic Orchestra Inc</i>	<i>6</i>	<i>\$294,371.08</i>	<i>\$240,625.27</i>	<i>\$0.00</i>	<i>81.74%</i>
Telefund Inc	American Civil Liberties Union	1	\$519,303.90	\$1,187.99	\$1,699,469.10	0.23%
Telefund Inc	American Society for the Prevention of Cruelty to Animals	1	\$1,655,979.00	\$1,141,035.65	\$222,142.00	68.90%
Telefund Inc	Amnesty International of the USA Inc	1	\$1,142,098.68	\$617,293.00	\$820,892.32	54.05%
Telefund Inc	AOPA Air Safety Foundation Inc	8	\$771,771.48	\$505,588.48	\$217,468.14	65.51%
Telefund Inc	B'nai B'rith	8	\$232,715.00	\$112,571.28	\$66,281.00	48.37%

DATA OBTAINED FROM INTERIM AND CLOSING STATEMENTS FILED BY PROFESSIONAL FUND RAISERS

PROFESSIONAL FUND RAISER	CHARITABLE ORGANIZATION	GEO. AREA	GROSS RECEIPTS	NET TO CHARITY	UNCOLLECTED PLEDGES	% TO CHARITY
Telefund Inc	Brady Campaign to Prevent Gun Violence	8	\$6,090.00	(\$841.20)	\$7,772.00	-13.81%
Telefund Inc	Earthjustice	8	\$296,012.52	\$149,705.82	\$64,875.48	50.57%
Telefund Inc	Environmental Defense Inc	1	\$35,987.48	\$7,190.14	\$23,438.52	19.98%
Telefund Inc	Foundation for National Progress	8	\$154,158.00	\$29,436.57	\$89,675.00	19.10%
Telefund Inc	Human Rights Campaign Inc	8	\$1,245,579.23	\$449,521.49	\$291,364.77	36.09%
Telefund Inc	International Rescue Committee Inc	1	\$383,076.26	\$304,018.11	\$0.00	79.36%
Telefund Inc	League of Conservation Voters Inc	8	\$266,327.00	\$139,956.47	\$77,583.00	52.55%
Telefund Inc	Legal Momentum	1	\$34,325.00	\$16,377.78	\$7,576.00	47.71%
Telefund Inc	NARAL Pro-Choice America	8	\$127,351.00	\$51,686.65	\$12,199.00	40.59%
Telefund Inc	NARAL Pro-Choice New York Inc	1	\$45,942.00	\$26,489.50	\$12,121.00	57.66%
Telefund Inc	National Audubon Society Inc	1	\$5,956.00	(\$21,330.32)	\$19,298.00	-358.13%
Telefund Inc	Oceana Inc	8	\$25,302.00	(\$843.34)	\$16,133.00	-3.33%
Telefund Inc	Oxfam America Inc	8	\$262,854.00	\$85,821.07	\$197,110.00	32.65%
Telefund Inc	People for the American Way	8	\$781,015.00	\$134,061.55	\$719,209.00	17.17%
Telefund Inc	People for the Ethical Treatment of Animals Inc	8	\$454,859.22	\$111,641.16	\$382,134.78	24.54%
Telefund Inc	Planned Parenthood Action Fund Inc	1	\$564,680.50	\$285,078.36	\$270,665.50	50.48%
Telefund Inc	Planned Parenthood Federation of America Inc	1	\$727,826.00	\$379,244.84	\$384,811.00	52.11%
Telefund Inc	Public Citizen Foundation Inc	8	\$37,615.00	\$30,777.54	\$15,626.00	81.82%
Telefund Inc	Public Citizen Inc	8	\$157,929.00	\$58,907.36	\$45,590.00	37.30%
Telefund Inc	Sierra Club	8	\$568,271.00	\$118,520.51	\$321,543.00	20.86%
Telefund Inc	Southern Poverty Law Center Inc	8	\$493,042.00	\$300,729.96	\$197,090.00	60.99%
Telefund Inc	Trust for Public Land (The)	8	\$16,508.00	\$9,800.75	\$0.00	59.37%
Theodore Productions Inc	Big Flats Masonic Lodge #378	6	\$9,008.00	\$1,001.00	\$2,228.00	11.11%

DATA OBTAINED FROM INTERIM AND CLOSING STATEMENTS FILED BY PROFESSIONAL FUND RAISERS

PROFESSIONAL FUND RAISER	CHARITABLE ORGANIZATION	GEO. AREA	GROSS RECEIPTS	NET TO CHARITY	UNCOLLECTED PLEDGES	% TO CHARITY
<i>Treasure State Development Corporation</i>	<i>National Right to Life Committee Inc</i>	8	\$86,300.00	\$57,821.00	\$0.00	67.00%
Trooper Publishing Inc	NYST Benefit Fund Inc	4	\$330,180.26	\$96,138.51	\$0.00	29.12%
Univision Marketing Group Inc	Foundation for a Christian Civilization Inc	8	\$12,423.50	\$5,363.86	\$0.00	43.18%
Vee Concepts of New York Inc	Aeneas McDonald Police Benevolent Association	6	\$61,935.00	\$22,500.60	\$0.00	36.33%
<i>Vee Concepts of New York Inc</i>	<i>Owego Police Benevolent Association</i>	5	\$16,570.00	\$5,799.50	\$4,900.00	35.00%
Vee Concepts of New York Inc	Schuyler County Deputy Sheriffs Association Inc	6	\$62,659.00	\$22,557.24	\$0.00	36.00%
Vee Concepts of New York Inc	Waverly Police Benevolent Association	5	\$21,605.00	\$7,129.65	\$12,000.00	33.00%
Xentel America Inc	New York AMVETS Inc	2	\$387,528.33	\$12,000.00	\$0.00	3.10%
Xentel America Inc	New York State Union of Police Associations Inc	3	\$374,925.76	\$71,995.00	\$0.00	19.20%
Xentel America Inc	Police Officer Defense Fund of New York State Inc	3	\$35,741.00	\$21,000.00	\$0.00	58.76%
<i>Xentel Inc</i>	<i>Childrens Leukemia Research Association Inc</i>	2	\$1,411,471.25	\$145,963.32	\$1,314,770.75	10.34%
<i>Xentel Inc</i>	<i>Committee for Missing Children Inc</i>	8	\$2,271,228.50	\$249,835.13	\$1,911,511.00	11.00%
<i>Xentel Inc</i>	<i>Department of New York Veterans of Foreign Wars of the United States Inc</i>	4	\$411,022.98	\$61,653.44	\$0.00	15.00%
<i>Xentel Inc</i>	<i>National Cancer Coalition Inc</i>	8	\$1,499,216.00	\$179,905.92	\$1,520,355.00	12.00%
<i>Xentel Inc</i>	<i>New York Organization of Narcotics Enforcers Inc</i>	1	\$289,281.93	\$43,392.28	\$927,216.07	15.00%
<i>Xentel Inc</i>	<i>New York State Association of Chiefs of Police Inc</i>	4	\$356,171.00	\$71,234.20	\$776,898.00	20.00%
<i>Xentel Inc</i>	<i>New York Vietnam Veterans Foundation Inc</i>	3	\$325,426.65	\$60,000.00	\$0.00	18.44%
<i>Xentel Inc</i>	<i>Police Conference of New York Inc</i>	4	\$708,352.00	\$141,670.40	\$0.00	20.00%
Xentel Inc	Rockland County Society for the Prevention of Cruelty to Children	3	\$1,950.00	\$292.50	\$0.00	15.00%
TOTALS		---	\$189,559,170.60	\$73,188,921.32	\$48,257,521.86	38.61%

DATA OBTAINED FROM INTERIM AND CLOSING STATEMENTS FILED BY PROFESSIONAL FUND RAISERS

TABLE 3
Charitable Organizations -
Net Percentage Of Revenues
Retained By Charity
2005 Telemarketing Campaigns

CHARITABLE ORGANIZATION	PROFESSIONAL FUND RAISER	GEO. AREA	GROSS RECEIPTS	NET TO CHARITY	UNCOLLECTED PLEDGES	% TO CHARITY
Erie County Association of Chiefs of Police Inc	JMJ Events Inc	7	\$13,075.00	\$16,000.00	\$0.00	122.37%
<i>City of Tonawanda Frontier Police Club</i>	<i>Niagara Frontier Advertising Associates Inc</i>	7	\$9,845.00	\$10,000.00	\$0.00	101.57%
National Association for the Terminally Ill Inc	Heritage Company Inc (The)	8	\$4,200.60	\$4,200.60	\$10,015.00	100.00%
Veterans of Foreign Wars of the United States	Heritage Company Inc (The)	8	\$597,187.55	\$573,687.55	\$359,238.95	96.06%
International Rescue Committee Inc	Outreach Associates Inc	1	\$99,575.00	\$92,791.00	\$0.00	93.19%
Christian Advocates Serving Evangelism Inc	Infocision Management Corporation	8	\$2,583,766.88	\$2,234,579.14	\$0.00	86.49%
American Center for Law & Justice Inc	Infocision Management Corporation	8	\$2,528,200.66	\$2,167,468.35	\$0.00	85.73%
<i>Association of Graduates of the US Military Academy</i>	<i>IDC Ltd</i>	3	\$2,377,384.26	\$1,988,100.87	\$506,625.23	83.63%
Riverdale Country School Inc	Lester Inc	1	\$7,730.00	\$6,414.00	\$1,325.00	82.98%
Public Citizen Foundation Inc	Telefund Inc	8	\$37,615.00	\$30,777.54	\$15,626.00	81.82%
Rye Country Day School	Lester Inc	3	\$40,070.00	\$32,780.00	\$2,250.00	81.81%
<i>Rochester Philharmonic Orchestra Inc</i>	<i>Telecomp Inc</i>	6	\$294,371.08	\$240,625.27	\$0.00	81.74%
New York Shakespeare Festival	DCM Inc	1	\$168,695.00	\$137,139.30	\$0.00	81.29%
Rochester Philharmonic Orchestra Inc	Telecomp Inc	6	\$591,402.00	\$478,547.60	\$0.00	80.92%
American Heart Association	Infocision Management Corporation	8	\$1,393,411.96	\$1,111,219.90	\$0.00	79.75%
International Rescue Committee Inc	Telefund Inc	1	\$383,076.26	\$304,018.11	\$0.00	79.36%
Carnegie Hall Society Inc	SD&A Teleservices Inc	1	\$2,599,725.00	\$1,966,428.00	\$189,223.00	75.64%
Planned Parenthood Action Fund Inc	Donor Services Group LLC	1	\$623,214.00	\$470,469.00	\$157,219.00	75.49%
Concerned Women for America	Infocision Management Corporation	8	\$1,033,367.00	\$770,540.00	\$0.00	74.57%
Ballet Theatre Foundation Inc (American Ballet Theatre)	DCM Inc	1	\$787,815.00	\$587,084.00	\$0.00	74.52%
New York Cares Inc	Gordon & Schwenkmeyer Inc	1	\$125,903.95	\$93,676.24	\$0.00	74.40%
Kenmore Club Police Benevolent Association Inc	Niagara Frontier Advertising Associates Inc	7	\$17,530.96	\$13,000.00	\$0.00	74.15%
Human Rights Campaign Inc	Share Group Inc	8	\$2,455,848.00	\$1,816,276.00	\$0.00	73.96%

DATA OBTAINED FROM INTERIM AND CLOSING STATEMENTS FILED BY PROFESSIONAL FUND RAISERS

CHARITABLE ORGANIZATION	PROFESSIONAL FUND RAISER	GEO. AREA	GROSS RECEIPTS	NET TO CHARITY	UNCOLLECTED PLEDGES	% TO CHARITY
Lambda Legal Defense & Education Fund Inc	EARTHtel Inc	1	\$350,073.00	\$258,054.54	\$157,872.00	73.71%
New York City Ballet Inc	SD&A Teleservices Inc	1	\$1,536,146.00	\$1,132,121.00	\$42,547.00	73.70%
Queens College Foundation Inc	RuffaloCODY LLC	1	\$338,830.25	\$248,793.70	\$83,052.00	73.43%
MAP International	MDS Communications Corporation	8	\$65,396.00	\$47,949.00	\$11,392.00	73.32%
Cooperative for Assistance and Relief Everywhere Inc (CARE)	Infocision Management Corporation	8	\$771,683.07	\$563,731.51	\$0.00	73.05%
Boston Ballet Inc	SD&A Teleservices Inc	8	\$9,264.00	\$6,762.72	\$0.00	73.00%
<i>Special Olympics New York Inc</i>	<i>Heritage Company Inc (The)</i>	4	<i>\$1,417,197.32</i>	<i>\$1,023,747.82</i>	<i>\$503,120.24</i>	<i>72.24%</i>
Mercy Corps	MDS Communications Corporation	8	\$899,650.00	\$648,876.00	\$213,853.00	72.13%
<i>New York City Opera Inc</i>	<i>DCM Inc</i>	<i>1</i>	<i>\$1,464,011.00</i>	<i>\$1,045,096.52</i>	<i>\$0.00</i>	<i>71.39%</i>
Food for the Hungry Inc	MDS Communications Corporation	8	\$211,292.00	\$150,593.00	\$54,301.00	71.27%
New York City Opera Inc	DCM Inc	1	\$474,517.00	\$337,749.50	\$0.00	71.18%
Medecins Sans Frontieres USA Inc	Harris Direct	1	\$2,329,365.22	\$1,643,429.47	\$374,731.00	70.55%
American Leprosy Missions Inc	MDS Communications Corporation	8	\$98,534.00	\$69,474.00	\$15,162.00	70.51%
Epilepsy Foundation of America	Infocision Management Corporation	8	\$245,901.00	\$172,924.00	\$0.00	70.32%
National Trust for Historic Preservation in the United States	Donor Services Group LLC	8	\$1,149,229.00	\$807,416.00	\$175,657.00	70.26%
Amnesty International of the USA Inc	Share Group Inc	1	\$242,237.00	\$167,388.00	\$0.00	69.10%
American Society for the Prevention of Cruelty to Animals	Telefund Inc	1	\$1,655,979.00	\$1,141,035.65	\$222,142.00	68.90%
Cooperative for Assistance and Relief Everywhere Inc (CARE)	MDS Communications Corporation	8	\$1,544,352.00	\$1,061,192.00	\$266,361.00	68.71%
Long Island Coalition for Life Inc	MDS Communications Corporation	2	\$57,649.00	\$39,317.00	\$12,036.00	68.20%
United States Fund for UNICEF	Factor Direct Ltd	1	\$1,850,172.69	\$1,257,389.69	\$0.00	67.96%
League of Women Voters of the United States	Share Group Inc	8	\$226,036.00	\$152,942.00	\$0.00	67.66%

DATA OBTAINED FROM INTERIM AND CLOSING STATEMENTS FILED BY PROFESSIONAL FUND RAISERS

CHARITABLE ORGANIZATION	PROFESSIONAL FUND RAISER	GEO. AREA	GROSS RECEIPTS	NET TO CHARITY	UNCOLLECTED PLEDGES	% TO CHARITY
AFS USA Inc	Share Group Inc	1	\$244,631.00	\$164,921.00	\$0.00	67.42%
NARAL Pro-Choice America	Share Group Inc	8	\$970,599.00	\$652,866.00	\$0.00	67.26%
Life Issues Institute Inc	MDS Communications Corporation	8	\$91,192.00	\$61,131.00	\$16,884.00	67.04%
<i>National Right to Life Committee Inc</i>	<i>Treasure State Development Corporation</i>	8	<i>\$86,300.00</i>	<i>\$57,821.00</i>	<i>\$0.00</i>	<i>67.00%</i>
Adirondack Council Inc	Share Group Inc	4	\$41,190.00	\$27,593.00	\$0.00	66.99%
Planned Parenthood Federation of America Inc	Donor Services Group LLC	1	\$1,162,992.00	\$772,968.00	\$567,642.00	66.46%
Planned Parenthood of the Rochester Syracuse Region Inc	MJM & Associates Inc	6	\$22,335.00	\$14,772.55	\$12,082.00	66.14%
Gay Mens Health Crisis Inc	Share Group Inc	1	\$189,394.00	\$124,764.00	\$0.00	65.88%
AOPA Air Safety Foundation Inc	Telefund Inc	8	\$771,771.48	\$505,588.48	\$217,468.14	65.51%
United States Fund for UNICEF	Infocision Management Corporation	1	\$316,563.93	\$204,717.72	\$0.00	64.67%
Philharmonic-Symphony Society of New York Inc (New York Philharmonic Symphony Society)	DCM Inc	1	\$1,020,475.98	\$659,124.33	\$109,736.00	64.59%
Buffalo Philharmonic Orchestra Society Inc	Phoenix Resource Group Inc	7	\$631,304.00	\$407,304.00	\$0.00	64.52%
<i>Batavia Police Benevolent Association</i>	<i>Niagara Frontier Advertising Associates Inc</i>	7	<i>\$15,630.00</i>	<i>\$10,000.00</i>	<i>\$0.00</i>	<i>63.98%</i>
United States Association for United Nations High Commissioner for Refugees (UNHCR)	Facter Direct Ltd	8	\$320,715.00	\$205,170.00	\$111,753.00	63.97%
Southern Poverty Law Center Inc	Share Group Inc	8	\$269,122.00	\$171,190.00	\$0.00	63.61%
Brady Campaign to Prevent Gun Violence	Public Interest Communications Inc	8	\$140,938.00	\$89,636.10	\$83,231.00	63.60%
<i>New Jersey Symphony Orchestra</i>	<i>DCM Inc</i>	8	<i>\$801,881.00</i>	<i>\$498,200.00</i>	<i>\$0.00</i>	<i>62.13%</i>
Sierra Club	Outreach Associates Inc	8	\$3,314,452.00	\$2,052,140.95	\$0.00	61.91%
NAACP Legal Defense and Educational Fund Inc	EARTHtel Inc	1	\$171,595.00	\$105,987.00	\$0.00	61.77%
Oxfam America Inc	Share Group Inc	8	\$566,716.00	\$349,532.00	\$0.00	61.68%
<i>WXXI Public Broadcasting Council</i>	<i>Phone Bank Systems Inc</i>	6	<i>\$152,902.71</i>	<i>\$94,204.22</i>	<i>\$68,178.29</i>	<i>61.61%</i>

DATA OBTAINED FROM INTERIM AND CLOSING STATEMENTS FILED BY PROFESSIONAL FUND RAISERS

CHARITABLE ORGANIZATION	PROFESSIONAL FUND RAISER	GEO. AREA	GROSS RECEIPTS	NET TO CHARITY	UNCOLLECTED PLEDGES	% TO CHARITY
Southern Poverty Law Center Inc	Telefund Inc	8	\$493,042.00	\$300,729.96	\$197,090.00	60.99%
Connecticut Players Foundation Inc (Long Wharf Theatre)	DCM Inc	8	\$323,198.00	\$196,467.62	\$0.00	60.79%
Children's Hospital Foundation	Share Group Inc	8	\$163,781.00	\$98,754.00	\$0.00	60.30%
Holt International Children's Service Inc	MDS Communications Corporation	8	\$96,921.00	\$58,370.00	\$31,915.00	60.22%
Food Pantries for the Capital District Inc	Capital District Callers Inc	4	\$250,344.00	\$150,206.40	\$0.00	60.00%
Care Net	Infocision Management Corporation	8	\$106,850.00	\$64,006.40	\$0.00	59.90%
Boston Ballet Inc	SD&A Teleservices Inc	8	\$364,601.00	\$217,288.00	\$70,669.00	59.60%
<i>Adventist Development and Relief Agency International</i>	<i>Infocision Management Corporation</i>	<i>8</i>	<i>\$780,589.36</i>	<i>\$463,629.36</i>	<i>\$0.00</i>	<i>59.39%</i>
International Fellowship of Christians and Jews Inc	Infocision Management Corporation	8	\$780,589.36	\$463,629.36	\$0.00	59.39%
Trust for Public Land (The)	Telefund Inc	8	\$16,508.00	\$9,800.75	\$0.00	59.37%
Consumers Union of United States Inc	Lester Inc	3	\$392,213.00	\$232,158.00	\$335,740.00	59.19%
Colonial Williamsburg Foundation	Share Group Inc	8	\$11,500.00	\$6,792.00	\$0.00	59.06%
International Rescue Committee Inc	Share Group Inc	1	\$83,102.00	\$48,871.00	\$0.00	58.81%
Police Officer Defense Fund of New York State Inc	Xentel America Inc	3	\$35,741.00	\$21,000.00	\$0.00	58.76%
Papermill Playhouse	DCM Inc	8	\$159,272.00	\$93,502.04	\$0.00	58.71%
NARAL Pro-Choice New York Inc	Telefund Inc	1	\$45,942.00	\$26,489.50	\$12,121.00	57.66%
<i>Project Hope the People to People Health Foundation Inc</i>	<i>EARTHtel Inc</i>	<i>8</i>	<i>\$39,588.00</i>	<i>\$22,651.75</i>	<i>\$0.00</i>	<i>57.22%</i>
<i>NARAL Pro-Choice America</i>	<i>Facter Direct Ltd</i>	<i>8</i>	<i>\$988,631.00</i>	<i>\$563,808.00</i>	<i>\$364,063.00</i>	<i>57.03%</i>
Environmental Defense Inc	Share Group Inc	1	\$414,540.00	\$235,773.00	\$0.00	56.88%
Doris Day Animal League	Public Interest Communications Inc	8	\$169,572.00	\$95,646.01	\$19,898.00	56.40%
<i>Children International</i>	<i>Share Group Inc</i>	<i>8</i>	<i>\$95,607.00</i>	<i>\$53,561.00</i>	<i>\$0.00</i>	<i>56.02%</i>
<i>Vermont ETV Inc</i>	<i>ComNet Marketing Group Inc</i>	<i>8</i>	<i>\$97,593.80</i>	<i>\$54,529.16</i>	<i>\$44,307.01</i>	<i>55.87%</i>
American Foundation for AIDS Research (AMFAR)	Share Group Inc	1	\$111,239.00	\$62,073.00	\$0.00	55.80%

DATA OBTAINED FROM INTERIM AND CLOSING STATEMENTS FILED BY PROFESSIONAL FUND RAISERS

CHARITABLE ORGANIZATION	PROFESSIONAL FUND RAISER	GEO. AREA	GROSS RECEIPTS	NET TO CHARITY	UNCOLLECTED PLEDGES	% TO CHARITY
National Coalition for the Homeless Inc	Gordon & Schwenkmeyer Inc	8	\$5,439.00	\$3,024.27	\$0.00	55.60%
WNYC Radio	Aria Communications Corporation	1	\$238,648.48	\$132,381.54	\$114,232.52	55.47%
Planned Parenthood Federation of America Inc	Share Group Inc	1	\$119,424.00	\$66,225.00	\$0.00	55.45%
NARAL Pro-Choice America	Outreach Associates Inc	8	\$468,796.00	\$259,387.00	\$0.00	55.33%
Amityville Fire Department	Tan Productions Inc	2	\$21,548.00	\$11,851.40	\$0.00	55.00%
Hunger Action Network of New York State	Capital District Callers Inc	4	\$85,927.00	\$47,259.85	\$0.00	55.00%
Marine Corps League-Captain William Dale O'Brien Detachment	Capital District Callers Inc	4	\$18,541.50	\$10,197.83	\$0.00	55.00%
Marine Corps League-Electric City Detachment	Capital District Callers Inc	4	\$21,028.00	\$11,565.40	\$0.00	55.00%
Marine Corps League-Troy Detachment Inc	Capital District Callers Inc	4	\$18,541.50	\$10,197.83	\$0.00	55.00%
Northeast Mobile Search and Rescue Inc	Capital District Callers Inc	4	\$40,889.00	\$22,488.95	\$0.00	55.00%
Patrolman's Benevolent Association of Southampton Town Inc	Tan Productions Inc	2	\$53,800.00	\$29,590.00	\$0.00	55.00%
Gay & Lesbian Alliance Against Defamation Inc (GLADD)	Share Group Inc	8	\$229,447.00	\$125,411.00	\$0.00	54.66%
American Society for the Prevention of Cruelty to Animals	Outreach Associates Inc	1	\$295,121.00	\$161,265.00	\$0.00	54.64%
Brady Campaign to Prevent Gun Violence	Outreach Associates Inc	8	\$554,425.00	\$302,824.00	\$0.00	54.62%
Christian Appalachian Project Inc	Public Interest Communications Inc	8	\$264,590.00	\$144,502.00	\$44,569.00	54.61%
Playwrights Horizons Inc	DCM Inc	1	\$214,809.00	\$117,072.15	\$0.00	54.50%
National Association for the Advancement of Colored People	Share Group Inc	8	\$535,783.00	\$290,861.00	\$0.00	54.29%
New York State Right to Life Committee Inc	MDS Communications Corporation	4	\$257,228.00	\$139,134.00	\$93,519.00	54.09%
Amnesty International of the USA Inc	Telefund Inc	1	\$1,142,098.68	\$617,293.00	\$820,892.32	54.05%
Dian Fossey Gorilla Fund International Inc	Outreach Associates Inc	8	\$48,120.00	\$26,009.00	\$0.00	54.05%

DATA OBTAINED FROM INTERIM AND CLOSING STATEMENTS FILED BY PROFESSIONAL FUND RAISERS

CHARITABLE ORGANIZATION	PROFESSIONAL FUND RAISER	GEO. AREA	GROSS RECEIPTS	NET TO CHARITY	UNCOLLECTED PLEDGES	% TO CHARITY
American Civil Liberties Union	Share Group Inc	1	\$1,588,944.00	\$854,648.00	\$0.00	53.79%
Mothers Against Drunk Driving	Public Interest Communications Inc	8	\$351,630.41	\$188,522.48	\$0.00	53.61%
Common Cause	Outreach Associates Inc	8	\$467,613.00	\$249,698.00	\$0.00	53.40%
<i>Western New York Public Broadcasting Association</i>	<i>Phone Bank Systems Inc</i>	7	<i>\$177,457.36</i>	<i>\$94,588.28</i>	<i>\$31,998.64</i>	<i>53.30%</i>
Earthjustice	SD&A Teleservices Inc	8	\$37,450.00	\$19,755.00	\$10,612.00	52.75%
New York and Presbyterian Hospital	Telecomp Inc	1	\$562,401.00	\$296,149.20	\$0.00	52.66%
League of Conservation Voters Inc	Telefund Inc	8	\$266,327.00	\$139,956.47	\$77,583.00	52.55%
Servicemembers Legal Defense Network Inc	Outreach Associates Inc	8	\$58,260.00	\$30,459.00	\$0.00	52.28%
Colonie Police Benevolent Association Inc	Nordel Publishing Inc	4	\$165,921.50	\$86,700.95	\$0.00	52.25%
Planned Parenthood Federation of America Inc	Telefund Inc	1	\$727,826.00	\$379,244.84	\$384,811.00	52.11%
League of Women Voters of the United States	Factor Direct Ltd	8	\$51,570.00	\$26,647.00	\$14,752.00	51.67%
Riverhead Police Benevolent Association Inc	Tan Productions Inc	2	\$32,065.00	\$16,353.15	\$0.00	51.00%
Cooperative for Assistance and Relief Everywhere Inc (CARE)	Futuremarket Telecenter Inc	8	\$107,679.19	\$54,783.53	\$0.00	50.88%
Earthjustice	Telefund Inc	8	\$296,012.52	\$149,705.82	\$64,875.48	50.57%
Planned Parenthood Action Fund Inc	Telefund Inc	1	\$564,680.50	\$285,078.36	\$270,665.50	50.48%
Environmental Defense Action Fund	Share Group Inc	1	\$45,947.00	\$23,184.00	\$0.00	50.46%
Empire State College Foundation Inc	Lester Inc	4	\$112,668.00	\$56,760.00	\$81,300.00	50.38%
American Legion-Sergeant Walter Adams Post #1021	Capital District Callers Inc	4	\$21,658.00	\$10,829.00	\$0.00	50.00%
Amityville Patrolmen's Benevolent Association Inc	Tan Productions Inc	2	\$36,970.00	\$18,485.00	\$0.00	50.00%
Binghamton Police Benevolent Association Inc	Northeastern Advertising (Morgan, William J)	5	\$81,902.50	\$40,951.25	\$0.00	50.00%
Binghamton Police Supervisors Association Inc	Northeastern Advertising (Morgan, William J)	5	\$12,906.00	\$6,453.00	\$0.00	50.00%
Broome County Sheriffs Law Enforcement Officers Association	Northeastern Advertising (Morgan, William J)	5	\$48,182.00	\$24,091.00	\$0.00	50.00%

DATA OBTAINED FROM INTERIM AND CLOSING STATEMENTS FILED BY PROFESSIONAL FUND RAISERS

CHARITABLE ORGANIZATION	PROFESSIONAL FUND RAISER	GEO. AREA	GROSS RECEIPTS	NET TO CHARITY	UNCOLLECTED PLEDGES	% TO CHARITY
Chemung County Corrections Officers Local #3978	Northeastern Advertising (Morgan, William J)	6	\$20,420.00	\$10,210.00	\$0.00	50.00%
Elmira New York Police Benevolent Association	Northeastern Advertising (Morgan, William J)	6	\$65,292.50	\$32,646.25	\$0.00	50.00%
<i>Employees Union Tompkins County Sheriff Department</i>	<i>Event Marketing (Narde, James E)</i>	5	<i>\$50,473.00</i>	<i>\$25,236.50</i>	<i>\$0.00</i>	<i>50.00%</i>
Freeport Police Athletic League Inc	Tan Productions Inc	2	\$16,445.00	\$8,222.50	\$0.00	50.00%
<i>Freeport Police Benevolent Association</i>	<i>Tan Productions Inc</i>	2	<i>\$11,705.00</i>	<i>\$5,852.50</i>	<i>\$0.00</i>	<i>50.00%</i>
Glen Cove City Police Benevolent Association Inc	Tan Productions Inc	2	\$38,660.00	\$19,330.00	\$0.00	50.00%
Mothers Against Drunk Driving	Heritage Company Inc (The)	8	\$435,745.89	\$217,872.93	\$151,383.51	50.00%
<i>Port Washington Police Athletic League Inc</i>	<i>Tan Productions Inc</i>	2	<i>\$30,375.00</i>	<i>\$15,187.50</i>	<i>\$0.00</i>	<i>50.00%</i>
Port Washington Police Benevolent Association Inc	Tan Productions Inc	2	\$47,519.00	\$23,759.50	\$0.00	50.00%
Southern Tier Canine Association Inc	Northeastern Advertising (Morgan, William J)	5	\$25,637.00	\$12,818.50	\$0.00	50.00%
Stop the Violence Inc	Capital District Callers Inc	4	\$34,127.00	\$17,063.50	\$0.00	50.00%
<i>Troy Uniformed Firefighters Association Inc</i>	<i>Nordel Publishing Inc</i>	4	<i>\$9,447.00</i>	<i>\$4,723.50</i>	<i>\$0.00</i>	<i>50.00%</i>
United Breast Cancer Foundation	Capital District Callers Inc	2	\$29,656.00	\$14,828.00	\$0.00	50.00%
<i>Wilderness Society</i>	<i>EARTHtel Inc</i>	8	<i>\$94,050.00</i>	<i>\$47,009.00</i>	<i>\$0.00</i>	<i>49.98%</i>
<i>Mountain Lake Public Telecommunications Council Inc (WCFE)</i>	<i>ComNet Marketing Group Inc</i>	4	<i>\$36,152.00</i>	<i>\$17,978.75</i>	<i>\$0.00</i>	<i>49.73%</i>
Rails-to-Trails Conservancy	Public Interest Communications Inc	8	\$10,522.00	\$5,194.13	\$0.00	49.36%
Project Hope the People to People Health Foundation Inc	Facter Direct Ltd	8	\$221,787.00	\$109,314.00	\$334,385.00	49.29%
<i>WSKG Public Telecommunications Council</i>	<i>ComNet Marketing Group Inc</i>	5	<i>\$21,949.50</i>	<i>\$10,775.55</i>	<i>\$0.00</i>	<i>49.09%</i>
Appalachian Mountain Club	Share Group Inc	8	\$283,243.00	\$137,394.00	\$0.00	48.51%
B'nai B'rith	Telefund Inc	8	\$232,715.00	\$112,571.28	\$66,281.00	48.37%
WNYC Radio	Sage Group LLC (The)	1	\$470,990.00	\$227,830.00	\$302,667.00	48.37%
Planned Parenthood Federation of America Inc	Facter Direct Ltd	1	\$917,565.00	\$442,174.00	\$421,270.00	48.19%

DATA OBTAINED FROM INTERIM AND CLOSING STATEMENTS FILED BY PROFESSIONAL FUND RAISERS

CHARITABLE ORGANIZATION	PROFESSIONAL FUND RAISER	GEO. AREA	GROSS RECEIPTS	NET TO CHARITY	UNCOLLECTED PLEDGES	% TO CHARITY
Wilderness Society	Share Group Inc	8	\$480,845.00	\$231,416.00	\$0.00	48.13%
Parents, Families and Friends of Lesbians and Gays Inc	Outreach Associates Inc	8	\$39,674.00	\$19,087.00	\$0.00	48.11%
Legal Momentum	Telefund Inc	1	\$34,325.00	\$16,377.78	\$7,576.00	47.71%
Union of Concerned Scientists Inc	Share Group Inc	8	\$185,677.00	\$86,783.00	\$0.00	46.74%
Christian Coalition of America Inc	MDS Communications Corporation	8	\$323,793.00	\$150,995.00	\$104,187.00	46.63%
Mothers Against Drunk Driving	Heritage Company Inc (The)	8	\$3,837,337.95	\$1,787,488.68	\$1,606,853.38	46.58%
Putnam County Sheriff's Department Police Benevolent Association	Community Services Inc	3	\$53,211.00	\$24,765.50	\$0.00	46.54%
Papermill Playhouse	DCM Inc	8	\$118,750.00	\$55,219.50	\$0.00	46.50%
Southern Poverty Law Center Inc	Outreach Associates Inc	8	\$322,232.44	\$149,795.01	\$0.00	46.49%
Co-op America Foundation Inc	Share Group Inc	8	\$20,861.00	\$9,651.00	\$0.00	46.26%
<i>Brooklyn Botanic Garden Corporation</i>	<i>ComNet Marketing Group Inc</i>	<i>1</i>	<i>\$17,900.00</i>	<i>\$8,267.10</i>	<i>\$0.00</i>	<i>46.18%</i>
Vietnam Veterans of America Foundation	Facter Direct Ltd	8	\$69,077.00	\$31,627.00	\$24,888.00	45.79%
Miracle Flights for Kids	Tele-Response Center Inc	8	\$116,835.91	\$53,475.75	\$0.00	45.77%
National Organization for Women Inc	Share Group Inc	8	\$740,434.00	\$338,876.00	\$0.00	45.77%
Earthjustice	Share Group Inc	8	\$347,141.00	\$158,540.00	\$0.00	45.67%
National Gay and Lesbian Task Force Foundation	Share Group Inc	8	\$97,850.00	\$44,670.00	\$0.00	45.65%
People for the American Way	Share Group Inc	8	\$274,963.00	\$124,928.00	\$0.00	45.43%
World Wildlife Fund Inc	Public Interest Communications Inc	8	\$750,339.00	\$340,294.03	\$85,077.55	45.35%
<i>Deputies Association of the County of Steuben</i>	<i>Event Marketing (Narde, James E)</i>	<i>6</i>	<i>\$62,488.00</i>	<i>\$28,119.60</i>	<i>\$0.00</i>	<i>45.00%</i>
<i>Glenville Police Benevolent Association</i>	<i>Nordel Publishing Inc</i>	<i>4</i>	<i>\$40,172.92</i>	<i>\$18,077.82</i>	<i>\$0.00</i>	<i>45.00%</i>
Horseheads Police Benevolent Association Inc	Event Marketing (Narde, James E)	6	\$58,277.00	\$26,224.65	\$0.00	45.00%
<i>Saratoga County Deputy Sheriffs PBA</i>	<i>Nordel Publishing Inc</i>	<i>4</i>	<i>\$51,348.00</i>	<i>\$23,106.60</i>	<i>\$0.00</i>	<i>45.00%</i>

DATA OBTAINED FROM INTERIM AND CLOSING STATEMENTS FILED BY PROFESSIONAL FUND RAISERS

CHARITABLE ORGANIZATION	PROFESSIONAL FUND RAISER	GEO. AREA	GROSS RECEIPTS	NET TO CHARITY	UNCOLLECTED PLEDGES	% TO CHARITY
<i>Watkins Glen Police Benevolent Association Inc</i>	<i>Northeastern Advertising (Morgan, William J)</i>	6	\$31,397.50	\$14,128.88	\$0.00	45.00%
Common Cause	Outreach Associates Inc	8	\$679,363.00	\$301,489.00	\$0.00	44.38%
Planned Parenthood Federation of America Inc	Public Interest Communications Inc	1	\$297,099.68	\$130,304.83	\$90,250.32	43.86%
Hudson Valley Volunteer Firemens Association	Royalty Services Inc	3	\$27,926.00	\$12,110.50	\$0.00	43.37%
New Jersey Symphony Orchestra	DCM Inc	8	\$149,196.00	\$64,614.02	\$0.00	43.31%
<i>Multiple Sclerosis Association of America Inc</i>	<i>Heritage Company Inc (The)</i>	8	\$5,731,605.00	\$2,479,710.00	\$1,624,110.00	43.26%
Foundation for a Christian Civilization Inc	Univision Marketing Group Inc	8	\$12,423.50	\$5,363.86	\$0.00	43.18%
American Diabetes Association Inc	Infocision Management Corporation	8	\$2,458,248.00	\$1,058,758.80	\$0.00	43.07%
Amnesty International of the USA Inc	Public Interest Communications Inc	1	\$351,798.00	\$151,116.00	\$288,726.00	42.96%
National Audubon Society Inc	Outreach Associates Inc	1	\$58,380.00	\$24,753.00	\$0.00	42.40%
Cayuga County Deputy Sheriff's Benevolent Association	Event Marketing (Narde, James E)	5	\$45,018.00	\$18,907.56	\$0.00	42.00%
Chemung County Deputy Sheriffs Association	Event Marketing (Narde, James E)	6	\$64,309.00	\$27,009.78	\$0.00	42.00%
Croton Police Association Inc	Community Services Inc	3	\$48,163.00	\$20,228.46	\$0.00	42.00%
<i>Public Broadcasting Council of Central NY Inc (WCNY)</i>	<i>ComNet Marketing Group Inc</i>	5	\$31,717.00	\$13,231.00	\$0.00	41.72%
Unitarian Universalist Service Committee Inc	Share Group Inc	8	\$172,376.00	\$71,824.00	\$0.00	41.67%
North Syracuse Police Benevolent Association	Municipal Marketing (Forsyth, David)	5	\$47,748.00	\$19,855.20	\$0.00	41.58%
Earthjustice	Share Group Inc	8	\$112,082.00	\$45,922.00	\$0.00	40.97%
<i>New York-Presbyterian Fund Inc</i>	<i>Telecomp Inc</i>	1	\$296,449.00	\$120,349.46	\$0.00	40.60%
Suffolk County Police Memorial Fund Inc	D & D Telemarketing Inc	2	\$114,360.00	\$46,432.00	\$0.00	40.60%
NARAL Pro-Choice America	Telefund Inc	8	\$127,351.00	\$51,686.65	\$12,199.00	40.59%
Anti-Defamation League of B'nai B'rith	Donor Services Group LLC	1	\$278,421.00	\$112,872.00	\$0.00	40.54%
<i>WMHT Educational Telecommunications Inc</i>	<i>ComNet Marketing Group Inc</i>	4	\$78,966.00	\$31,889.76	\$0.00	40.38%
Niskayuna Police Benevolent Association Inc	Nordel Publishing Inc	4	\$68,463.00	\$27,566.50	\$0.00	40.26%

DATA OBTAINED FROM INTERIM AND CLOSING STATEMENTS FILED BY PROFESSIONAL FUND RAISERS

CHARITABLE ORGANIZATION	PROFESSIONAL FUND RAISER	GEO. AREA	GROSS RECEIPTS	NET TO CHARITY	UNCOLLECTED PLEDGES	% TO CHARITY
Suffolk County Police Athletic League Inc	D & D Telemarketing Inc	2	\$125,810.00	\$50,524.00	\$0.00	40.16%
Earth Island Institute Inc	Share Group Inc	8	\$17,656.00	\$7,071.00	\$0.00	40.05%
Cicero Police Benevolent Association Inc	Northeastern Advertising (Morgan, William J)	5	\$3,875.00	\$1,550.00	\$0.00	40.00%
Johnson City Police Association	Northeastern Advertising (Morgan, William J)	5	\$28,500.00	\$11,400.00	\$0.00	40.00%
McLean Fire Department Inc	Northeastern Advertising (Morgan, William J)	5	\$16,080.00	\$6,432.00	\$0.00	40.00%
Monroe County Volunteer Firemen's Association Inc	Northeastern Advertising (Morgan, William J)	6	\$5,820.00	\$2,328.00	\$0.00	40.00%
N. Y. S. Environmental Conservation Police P.B.A. Inc	Northeastern Advertising (Morgan, William J)	6	\$15,260.00	\$6,104.00	\$0.00	40.00%
New York State Park Police PBA Inc	Northeastern Advertising (Morgan, William J)	2	\$11,275.00	\$4,510.00	\$0.00	40.00%
Onondaga County Deputy Sheriffs Police Association Inc	Municipal Marketing (Forsyth, David)	5	\$109,443.00	\$43,777.20	\$0.00	40.00%
Patrolmen's Benevolent Association of Long Beach New York Inc	Suffolk Productions Inc	2	\$50,125.00	\$20,050.00	\$0.00	40.00%
Police Benevolent Association of the City of White Plains	JNK Enterprises Inc	3	\$94,200.00	\$37,680.00	\$0.00	40.00%
Field Museum of Natural History	Share Group Inc	8	\$250,205.00	\$98,017.00	\$0.00	39.17%
Anti-Defamation League of B'nai B'rith	Donor Services Group LLC	1	\$722,790.00	\$283,065.00	\$206,347.00	39.16%
Chesapeake Bay Foundation Inc	Share Group Inc	8	\$292,497.00	\$114,075.00	\$0.00	39.00%
<i>National Children's Cancer Society Inc</i>	<i>Heritage Company Inc (The)</i>	8	<i>\$2,931,131.06</i>	<i>\$1,140,811.01</i>	<i>\$932,062.20</i>	<i>38.92%</i>
Newland-Wood Fire Company of the Stillwater Fire Department	Royalty Services Inc	4	\$25,803.00	\$10,000.00	\$0.00	38.76%
Rutherford Institute	MDS Communications Corporation	8	\$48,111.00	\$18,565.00	\$14,739.00	38.59%
National Breast Cancer Coalition	Share Group Inc	8	\$115,963.00	\$44,715.00	\$0.00	38.56%
Jane Goodall Institute for Wildlife Research Education and Conservation	Outreach Associates Inc	8	\$164,847.00	\$63,480.00	\$0.00	38.51%
Church World Service Inc	Factor Direct Ltd	8	\$25,922.00	\$9,923.00	\$5,474.00	38.28%
Brady Campaign to Prevent Gun Violence	Share Group Inc	8	\$504,397.00	\$192,901.00	\$0.00	38.24%

DATA OBTAINED FROM INTERIM AND CLOSING STATEMENTS FILED BY PROFESSIONAL FUND RAISERS

CHARITABLE ORGANIZATION	PROFESSIONAL FUND RAISER	GEO. AREA	GROSS RECEIPTS	NET TO CHARITY	UNCOLLECTED PLEDGES	% TO CHARITY
<i>Elmira Heights Police Benevolent Association Inc</i>	<i>Event Marketing (Narde, James E)</i>	6	\$41,691.00	\$15,842.58	\$0.00	38.00%
Endicott Police Benevolent Association Inc	Event Marketing (Narde, James E)	5	\$32,066.00	\$12,185.08	\$0.00	38.00%
Oneonta Police Benevolent Association	Event Marketing (Narde, James E)	5	\$45,949.25	\$17,460.72	\$0.00	38.00%
<i>Policemen's Benevolent Association of Westchester County Inc</i>	<i>S & M Enterprises Inc</i>	3	\$90,181.00	\$34,268.78	\$0.00	38.00%
<i>Vestal Police Benevolent Association Inc</i>	<i>Event Marketing (Narde, James E)</i>	5	\$55,574.00	\$21,118.12	\$0.00	38.00%
National Audubon Society Inc	Share Group Inc	1	\$388,746.00	\$147,069.00	\$0.00	37.83%
Public Citizen Inc	Telefund Inc	8	\$157,929.00	\$58,907.36	\$45,590.00	37.30%
Gay & Lesbian Alliance Against Defamation Inc (GLADD)	Share Group Inc	8	\$206,864.00	\$76,761.00	\$0.00	37.11%
Schenectady County Sheriffs Benevolent Association	Gotham Productions Inc	4	\$119,306.25	\$44,000.00	\$0.00	36.88%
<i>Rockland County Patrolmens Benevolent Association Inc</i>	<i>National Benefit Company</i>	3	\$169,557.75	\$62,246.46	\$0.00	36.71%
<i>SADD Inc</i>	<i>Tele-Response Center Inc</i>	8	\$2,290,619.80	\$840,000.00	\$0.00	36.67%
Scarsdale Patrolmens Benevolent Association	Holmac Telecommunications Inc	3	\$249,984.00	\$91,494.40	\$0.00	36.60%
Aeneas McDonald Police Benevolent Association	Vee Concepts of New York Inc	6	\$61,935.00	\$22,500.60	\$0.00	36.33%
Planned Parenthood of the Rochester Syracuse Region Inc	MJM & Associates Inc	6	\$37,749.00	\$13,705.79	\$23,916.00	36.31%
Human Rights Campaign Inc	Telefund Inc	8	\$1,245,579.23	\$449,521.49	\$291,364.77	36.09%
Schuyler County Deputy Sheriffs Association Inc	Vee Concepts of New York Inc	6	\$62,659.00	\$22,557.24	\$0.00	36.00%
<i>Albany County Deputy Sheriffs Police Benevolent Association</i>	<i>Nordel Publishing Inc</i>	4	\$15,252.00	\$5,338.20	\$0.00	35.00%
Allegany County Deputy Sheriffs Association	Event Marketing (Narde, James E)	7	\$49,710.00	\$17,398.50	\$0.00	35.00%
Cattaraugus County Sheriff's Employees' Benevolent Association	Event Marketing (Narde, James E)	7	\$55,565.50	\$19,447.92	\$0.00	35.00%
Central Square Recreation Baseball League Inc	Municipal Marketing (Forsyth, David)	5	\$27,487.50	\$9,620.62	\$0.00	35.00%

DATA OBTAINED FROM INTERIM AND CLOSING STATEMENTS FILED BY PROFESSIONAL FUND RAISERS

CHARITABLE ORGANIZATION	PROFESSIONAL FUND RAISER	GEO. AREA	GROSS RECEIPTS	NET TO CHARITY	UNCOLLECTED PLEDGES	% TO CHARITY
Chenango County Law Enforcement Association	Event Marketing (Narde, James E)	5	\$29,065.00	\$10,172.65	\$0.00	35.00%
Correction Officers Benevolent Association of Rockland County Inc	National Benefit Company	3	\$106,580.00	\$37,303.00	\$0.00	35.00%
Fulton Police Benevolent Association	Badge Publications (Littlejohn, James N)	5	\$37,238.00	\$13,033.30	\$0.00	35.00%
Lake City Police Club	Badge Publications (Littlejohn, James N)	5	\$45,598.00	\$15,959.30	\$0.00	35.00%
New York State Park Police PBA Inc	Northeastern Advertising (Morgan, William J)	2	\$5,965.00	\$2,087.75	\$0.00	35.00%
<i>Norwich Police Benevolent Association</i>	<i>Event Marketing (Narde, James E)</i>	5	<i>\$39,077.00</i>	<i>\$13,676.95</i>	<i>\$0.00</i>	<i>35.00%</i>
Otsego County Deputy Sheriffs Police Benevolent Association	Event Marketing (Narde, James E)	5	\$45,659.00	\$15,980.65	\$0.00	35.00%
<i>Owego Police Benevolent Association</i>	<i>Vee Concepts of New York Inc</i>	5	<i>\$16,570.00</i>	<i>\$5,799.50</i>	<i>\$4,900.00</i>	<i>35.00%</i>
Police Association of the City of Mount Vernon Inc	Holmac Telecommunications Inc	3	\$25,305.00	\$8,857.00	\$0.00	35.00%
<i>Police Athletic League of Yonkers Foundation Inc</i>	<i>TCB Enterprises Inc</i>	3	<i>\$165,000.00</i>	<i>\$57,750.00</i>	<i>\$0.00</i>	<i>35.00%</i>
<i>Sleepy Hollow Police Benevolent Association Inc</i>	<i>S & M Enterprises Inc</i>	3	<i>\$20,305.00</i>	<i>\$7,106.75</i>	<i>\$1,200.00</i>	<i>35.00%</i>
<i>Suffolk County Detectives Association Inc</i>	<i>Suffolk Productions Inc</i>	2	<i>\$163,811.00</i>	<i>\$57,334.00</i>	<i>\$0.00</i>	<i>35.00%</i>
Uniformed Fire Fighters' Association of the City of Mt Vernon NY Inc	D & R Communications (Sadofsky, David)	3	\$71,540.00	\$25,039.00	\$0.00	35.00%
Village of Saugerties Police Benevolent Association	Insight Enterprises Inc	3	\$28,190.00	\$9,866.50	\$0.00	35.00%
<i>Western New York Volunteer Firemens Association</i>	<i>Caring People Enterprises Inc</i>	6	<i>\$81,853.00</i>	<i>\$28,648.55</i>	<i>\$0.00</i>	<i>35.00%</i>
<i>Yonkers Police Captains, Lieutenants & Sergeants Benevolent Association</i>	<i>Holmac Telecommunications Inc</i>	3	<i>\$106,249.00</i>	<i>\$37,187.15</i>	<i>\$0.00</i>	<i>35.00%</i>
Save the Children Federation Inc	Infocision Management Corporation	8	\$84,500.00	\$29,400.53	\$0.00	34.79%
Brooklyn Institute of Arts and Sciences (The Brooklyn Museum)	DCM Inc	1	\$69,010.00	\$23,980.25	\$0.00	34.75%
Greenpeace Inc	Donor Services Group LLC	8	\$665,929.00	\$230,150.00	\$768,427.00	34.56%

DATA OBTAINED FROM INTERIM AND CLOSING STATEMENTS FILED BY PROFESSIONAL FUND RAISERS

CHARITABLE ORGANIZATION	PROFESSIONAL FUND RAISER	GEO. AREA	GROSS RECEIPTS	NET TO CHARITY	UNCOLLECTED PLEDGES	% TO CHARITY
<i>Suffolk County Detective Investigators Police Benevolent Association</i>	<i>D & D Telemarketing Inc</i>	2	\$119,670.00	\$40,914.00	\$0.00	34.19%
<i>Niagara Falls New York Police Athletic League</i>	<i>Campaign Headquarters Inc</i>	7	\$67,280.00	\$22,875.00	\$0.00	34.00%
Planned Parenthood Action Fund Inc	Factor Direct Ltd	1	\$125,422.00	\$42,617.00	\$52,038.00	33.98%
Bread for the World Inc	Share Group Inc	8	\$352,825.00	\$119,808.00	\$0.00	33.96%
Alzheimers Disease and Related Disorders Association Inc	Infocision Management Corporation	8	\$66,425.39	\$22,354.42	\$0.00	33.65%
Enlisted Association of the New York National Guard	Heritage Company Inc (The)	4	\$50,167.00	\$16,815.70	\$129,873.00	33.52%
Judicial Watch Inc	MDS Communications Corporation	8	\$238,281.00	\$79,416.00	\$200,872.00	33.33%
Disabled Veterans Associations	Civic Development Group LLC	8	\$338,555.00	\$112,799.00	\$0.00	33.32%
Cayuga Club Police Benevolent Association Inc	Spotlight Music Productions Inc	7	\$57,634.00	\$19,066.00	\$0.00	33.08%
Buffalo Police Benevolent Association Inc	Campaign Headquarters Inc	7	\$148,395.00	\$48,970.35	\$0.00	33.00%
Waverly Police Benevolent Association	Vee Concepts of New York Inc	5	\$21,605.00	\$7,129.65	\$12,000.00	33.00%
<i>Cheektowaga Police Club Inc</i>	<i>Niagara Frontier Advertising Associates Inc</i>	7	\$42,190.00	\$13,850.00	\$0.00	32.83%
Oxfam America Inc	Telefund Inc	8	\$262,854.00	\$85,821.07	\$197,110.00	32.65%
<i>American Association of the Deaf-Blind</i>	<i>Heritage Company Inc (The)</i>	8	\$978,933.42	\$317,774.95	\$292,144.48	32.46%
Badge and Shield Club Inc	Campaign Headquarters Inc	7	\$86,152.00	\$27,891.44	\$0.00	32.37%
Suffolk County Deputy Sheriff's Benevolent Association	Gotham Productions Inc	2	\$27,938.00	\$9,000.00	\$0.00	32.21%
<i>National Federation of the Blind of New York State Inc</i>	<i>Capital District Callers Inc</i>	1	\$76,403.00	\$24,448.96	\$0.00	32.00%
<i>Greenburgh Uniformed Firefighters Association Inc</i>	<i>S & M Enterprises Inc</i>	3	\$46,910.00	\$15,000.00	\$900.00	31.98%
Kalurah Temple AAONMS	Royalty Services Inc	5	\$53,803.00	\$17,202.28	\$0.00	31.97%
Town of Fallsburg Police Benevolent Association	Mako Enterprises (Grimm, Robert)	3	\$17,317.00	\$5,500.00	\$0.00	31.76%
<i>New York State Association of PBA's Inc</i>	<i>Mac Communications (MacDonald, John T)</i>	2	\$167,363.59	\$52,608.87	\$0.00	31.43%
<i>Children's Wish Foundation International Inc</i>	<i>Heritage Company Inc (The)</i>	8	\$6,834,033.79	\$2,147,459.11	\$2,103,543.51	31.42%

DATA OBTAINED FROM INTERIM AND CLOSING STATEMENTS FILED BY PROFESSIONAL FUND RAISERS

CHARITABLE ORGANIZATION	PROFESSIONAL FUND RAISER	GEO. AREA	GROSS RECEIPTS	NET TO CHARITY	UNCOLLECTED PLEDGES	% TO CHARITY
Interfaith Alliance Inc	Outreach Associates Inc	8	\$69,599.00	\$21,793.00	\$0.00	31.31%
<i>North Tonawanda Policemen Benevolent Association Inc</i>	<i>Stage Door Music Productions Inc</i>	7	<i>\$18,913.24</i>	<i>\$5,919.91</i>	<i>\$0.00</i>	<i>31.30%</i>
NARAL Pro-Choice America	Outreach Associates Inc	8	\$127,621.00	\$39,804.00	\$0.00	31.19%
<i>Pleasantville New York Police Benevolent Association Inc</i>	<i>S & M Enterprises Inc</i>	3	<i>\$42,153.00</i>	<i>\$13,067.43</i>	<i>\$700.00</i>	<i>31.00%</i>
National Wildlife Federation	Share Group Inc	8	\$544,128.00	\$168,537.00	\$0.00	30.97%
East Syracuse Police Benevolent Association	Municipal Marketing (Forsyth, David)	5	\$51,779.00	\$16,000.00	\$0.00	30.90%
Sierra Club	EARTHtel Inc	8	\$1,062,354.00	\$326,840.00	\$0.00	30.77%
Nora Lam Chinese Ministries International	Infocision Management Corporation	8	\$253,509.06	\$76,786.72	\$0.00	30.29%
Common Cause	Public Interest Communications Inc	8	\$74,966.00	\$22,616.88	\$37,316.00	30.17%
<i>Scotia Patrolmens Benevolent Association Inc</i>	<i>Gotham Productions Inc</i>	4	<i>\$26,045.00</i>	<i>\$7,859.00</i>	<i>\$0.00</i>	<i>30.17%</i>
Sullivan County Patrolmans Benevolent Association	Mako Enterprises (Grimm, Robert)	3	\$21,546.00	\$6,500.00	\$0.00	30.17%
Broome County Humane Society and Relief Association	Northeastern Advertising (Morgan, William J)	5	\$33,967.00	\$10,190.10	\$0.00	30.00%
Chemung County Emergency Protective Inc	Northeastern Advertising (Morgan, William J)	6	\$12,285.00	\$3,685.50	\$0.00	30.00%
<i>Cornerstone Soup Kitchen & Food Pantry Inc</i>	<i>Royalty Services Inc</i>	4	<i>\$156,781.00</i>	<i>\$47,034.30</i>	<i>\$0.00</i>	<i>30.00%</i>
Eastchester Police Benevolent Association	JNK Enterprises Inc	3	\$59,685.00	\$17,905.50	\$0.00	30.00%
<i>Lake Mohegan Professional Fire Fighters Association Inc</i>	<i>S & M Enterprises Inc</i>	3	<i>\$33,605.00</i>	<i>\$10,081.50</i>	<i>\$700.00</i>	<i>30.00%</i>
Lynbrook Police Benevolent Association Inc	Island Marketing Concepts Inc	2	\$65,175.00	\$19,552.50	\$0.00	30.00%
Mattydale Liverpool North Syracuse Vikings Inc	Municipal Marketing (Forsyth, David)	5	\$17,150.00	\$5,145.00	\$0.00	30.00%
Mt Kisco Police Benevolent Association	JNK Enterprises Inc	3	\$85,555.00	\$25,666.50	\$0.00	30.00%
<i>New York State Association of Chiefs of Police Inc</i>	<i>Suffolk Productions Inc</i>	4	<i>\$607,810.00</i>	<i>\$182,343.00</i>	<i>\$0.00</i>	<i>30.00%</i>
New York State Court Clerks Association	Tan Productions Inc	1	\$84,596.00	\$25,378.80	\$0.00	30.00%
<i>Ossining Police Athletic League</i>	<i>Spotlight Music Productions Inc</i>	3	<i>\$96,604.00</i>	<i>\$28,981.20</i>	<i>\$0.00</i>	<i>30.00%</i>
<i>Police Conference of New York Inc</i>	<i>Holmac Telecommunications Inc</i>	4	<i>\$262,560.00</i>	<i>\$78,768.00</i>	<i>\$0.00</i>	<i>30.00%</i>

DATA OBTAINED FROM INTERIM AND CLOSING STATEMENTS FILED BY PROFESSIONAL FUND RAISERS

CHARITABLE ORGANIZATION	PROFESSIONAL FUND RAISER	GEO. AREA	GROSS RECEIPTS	NET TO CHARITY	UNCOLLECTED PLEDGES	% TO CHARITY
Putnam County Volunteer Firemens Association	Community Services Inc	3	\$81,462.00	\$24,438.60	\$0.00	30.00%
Rensselaer County Deputy Sheriffs Police Benevolent Association	Gotham Productions Inc	4	\$62,215.00	\$18,664.50	\$0.00	30.00%
South Glens Falls Police Benevolent Association	Royalty Services Inc	4	\$7,808.00	\$2,342.40	\$0.00	30.00%
Suffolk County Police Conference Inc	Tan Productions Inc	2	\$99,005.00	\$29,701.50	\$0.00	30.00%
Sullivan County Probation Officers Association Inc	Mako Enterprises (Grimm, Robert)	3	\$1,070.00	\$321.00	\$0.00	30.00%
Supplemental Food Providers Inc	Royalty Services Inc	4	\$12,082.00	\$3,624.60	\$0.00	30.00%
<i>Town of Mt Pleasant Policemen's Benevolent Association</i>	<i>S & M Enterprises Inc</i>	3	<i>\$56,925.00</i>	<i>\$17,075.50</i>	<i>\$500.00</i>	<i>30.00%</i>
<i>Town of Saugerties Police Benevolent Association</i>	<i>Gotham Productions Inc</i>	3	<i>\$35,912.00</i>	<i>\$10,773.60</i>	<i>\$0.00</i>	<i>30.00%</i>
Town Police Fraternity Inc	Starlet Music Productions (Corbett, Herbert)	3	\$44,975.00	\$13,492.50	\$0.00	30.00%
Uniformed Court Officers Association of Suffolk County	Tan Productions Inc	2	\$62,490.00	\$18,747.00	\$0.00	30.00%
<i>Uniformed Fire Fighters Association of the City of New Rochelle Inc</i>	<i>S & M Enterprises Inc</i>	3	<i>\$60,020.00</i>	<i>\$18,006.00</i>	<i>\$400.00</i>	<i>30.00%</i>
Village of Hempstead Police Activity League	Island Marketing Concepts Inc	2	\$52,457.00	\$15,737.10	\$0.00	30.00%
Peeckskill Police Association Inc	Starlet Music Productions (Corbett, Herbert)	3	\$75,267.00	\$22,500.00	\$0.00	29.89%
Playwrights Horizons Inc	DCM Inc	1	\$40,408.00	\$12,054.00	\$0.00	29.83%
Oriental Temple AAONMS	Royalty Services Inc	4	\$135,127.00	\$40,000.00	\$0.00	29.60%
Ballston Spa Police Benevolent Association	Stage Door Music Productions Inc	4	\$47,425.17	\$14,000.00	\$0.00	29.52%
Charles Darwin Foundation Inc	Outreach Associates Inc	8	\$133,348.00	\$39,094.00	\$0.00	29.32%
<i>American Council of the Blind Inc</i>	<i>Integral Resources Inc</i>	8	<i>\$476,283.43</i>	<i>\$138,996.00</i>	<i>\$150,738.56</i>	<i>29.18%</i>
NYST Benefit Fund Inc	Trooper Publishing Inc	4	\$330,180.26	\$96,138.51	\$0.00	29.12%
God's Love We Deliver Inc	Share Group Inc	1	\$29,522.00	\$8,552.00	\$0.00	28.97%
Christian Research Institute Inc	Infocision Management Corporation	8	\$456,768.00	\$131,877.45	\$0.00	28.87%
Multiple Sclerosis Association of America Inc	Tele-Response Center Inc	8	\$65,498.60	\$18,897.56	\$0.00	28.85%

DATA OBTAINED FROM INTERIM AND CLOSING STATEMENTS FILED BY PROFESSIONAL FUND RAISERS

CHARITABLE ORGANIZATION	PROFESSIONAL FUND RAISER	GEO. AREA	GROSS RECEIPTS	NET TO CHARITY	UNCOLLECTED PLEDGES	% TO CHARITY
<i>Vanished Children's Alliance</i>	<i>Heritage Company Inc (The)</i>	4	\$871,570.54	\$251,349.91	\$462,948.00	28.84%
86 th Promenade Nationale Inc	Heritage Company Inc (The)	8	\$72,391.00	\$20,761.97	\$25,570.00	28.68%
World Wildlife Fund Inc	Infocision Management Corporation	8	\$275,775.54	\$78,172.56	\$0.00	28.35%
AIDS Rochester Inc	Marketing Squad Inc	6	\$133,946.00	\$37,500.00	\$0.00	28.00%
<i>Kingston Police Gold Shield Society</i>	<i>Gotham Productions Inc</i>	3	\$45,377.00	\$12,705.56	\$0.00	28.00%
Police Athletic Team of Suffolk County Inc	Suffolk Productions Inc	2	\$44,353.00	\$12,419.00	\$0.00	28.00%
<i>Town of Newburgh Policemen's Benevolent Association</i>	<i>Gotham Productions Inc</i>	3	\$82,726.00	\$23,163.28	\$0.00	28.00%
Fraternal Order of Police Empire State Lodge Inc	Civic Development Group LLC	2	\$1,809,982.00	\$502,295.00	\$0.00	27.75%
Natural Resources Defense Council Inc	Facter Direct Ltd	1	\$661,774.00	\$183,390.00	\$439,378.00	27.71%
<i>Hickory Club Patrolmens Benevolent Association Inc</i>	<i>Spotlight Music Productions Inc</i>	7	\$21,705.00	\$6,001.00	\$0.00	27.65%
International Campaign for Tibet	Public Interest Communications Inc	8	\$202,040.00	\$55,520.37	\$41,183.00	27.48%
Saratoga County Deputy Sheriffs Benevolent Association	Stage Door Music Productions Inc	4	\$119,770.89	\$32,442.61	\$0.00	27.09%
Herkimer County Volunteer Firemens Association Inc	Municipal Marketing (Forsyth, David)	5	\$18,485.00	\$5,000.00	\$0.00	27.05%
Town of Wallkill Volunteer Ambulance Corps Inc	Spotlight Music Productions Inc	3	\$33,691.00	\$9,097.00	\$0.00	27.00%
<i>Central New York Firemen's Association Inc</i>	<i>Caring People Enterprises Inc</i>	5	\$122,278.50	\$32,948.91	\$0.00	26.95%
<i>Schenectady Police Benevolent Association</i>	<i>Gotham Productions Inc</i>	4	\$131,200.50	\$35,000.00	\$0.00	26.68%
Nassau Police Conference Inc	Island Marketing Concepts Inc	2	\$488,315.00	\$130,000.00	\$0.00	26.62%
Albany County Sheriff's Union #775 AFSCME	Stage Door Music Productions Inc	4	\$150,717.00	\$40,000.00	\$0.00	26.54%
Amsterdam Police Benevolent Association	Gotham Productions Inc	4	\$47,265.00	\$12,500.00	\$0.00	26.45%
<i>Greece Police Gold Badge Club</i>	<i>Stage Door Music Productions Inc</i>	6	\$138,611.48	\$36,583.44	\$0.00	26.39%
<i>Empire State Association of the Deaf Inc</i>	<i>Heritage Company Inc (The)</i>	1	\$24,673.00	\$6,500.00	\$21,342.00	26.34%
National Parks Conservation Association	Facter Direct Ltd	8	\$409,320.00	\$106,602.00	\$160,288.00	26.04%
March of Dimes Birth Defects Foundation	Infocision Management Corporation	3	\$59,542.74	\$15,383.16	\$0.00	25.84%

DATA OBTAINED FROM INTERIM AND CLOSING STATEMENTS FILED BY PROFESSIONAL FUND RAISERS

CHARITABLE ORGANIZATION	PROFESSIONAL FUND RAISER	GEO. AREA	GROSS RECEIPTS	NET TO CHARITY	UNCOLLECTED PLEDGES	% TO CHARITY
Albion Emergency Squad Inc	Spotlight Music Productions Inc	7	\$34,949.00	\$9,012.00	\$0.00	25.79%
Southside Cyclones Football Club Inc	Caring People Enterprises Inc	6	\$28,919.00	\$7,414.00	\$0.00	25.64%
<i>Miracle Flights for Kids</i>	<i>Tele-Response Center Inc</i>	8	<i>\$1,580,448.34</i>	<i>\$399,284.66</i>	<i>\$925,319.25</i>	25.26%
Westchester County Correction Officers Benevolent Association Inc	Spotlight Music Productions Inc	3	\$58,342.00	\$14,717.00	\$0.00	25.23%
Field Museum of Natural History	Facter Direct Ltd	8	\$15,070.00	\$3,770.00	\$19,080.00	25.02%
Dazzle School of Visual and Performing Arts Inc	Caring People Enterprises Inc	6	\$60,270.00	\$15,067.50	\$0.00	25.00%
<i>Defeat Diabetes Foundation Inc</i>	<i>All Star Productions (Messmore, Barbara)</i>	8	<i>\$19,321.00</i>	<i>\$4,830.25</i>	<i>\$0.00</i>	25.00%
<i>Eastridge Kiwanis Charitable Foundation Inc</i>	<i>Marketing Squad Inc</i>	6	<i>\$41,659.00</i>	<i>\$10,415.00</i>	<i>\$0.00</i>	25.00%
Glens Falls Police Benevolent Association	Royalty Services Inc	4	\$41,051.00	\$10,262.75	\$0.00	25.00%
Hempstead Police Benevolent Association Inc	Island Marketing Concepts Inc	2	\$226,198.00	\$56,549.50	\$0.00	25.00%
Kingston Police Benevolent Association	Gotham Productions Inc	3	\$60,649.00	\$15,162.25	\$0.00	25.00%
<i>Knights of Columbus-Monsignor Delaney Council #5983</i>	<i>Campaign Center Inc (The)</i>	2	<i>\$10,360.00</i>	<i>\$2,590.00</i>	<i>\$0.00</i>	25.00%
<i>Long Island State Park Police Benevolent Association Inc</i>	<i>Campaign Center Inc (The)</i>	2	<i>\$267,572.00</i>	<i>\$66,893.00</i>	<i>\$0.00</i>	25.00%
<i>Manor Park Seniors Ltd</i>	<i>Campaign Center Inc (The)</i>	2	<i>\$33,552.00</i>	<i>\$8,388.00</i>	<i>\$0.00</i>	25.00%
Nassau County Detectives Law Enforcement Night Committee	Island Marketing Concepts Inc	2	\$13,785.00	\$3,446.25	\$0.00	25.00%
New York State Corrections Emerald Society Inc	Gotham Productions Inc	4	\$20,107.50	\$5,026.87	\$0.00	25.00%
New York State Park Police PBA Inc	Suffolk Productions Inc	2	\$89,715.00	\$22,429.00	\$0.00	25.00%
Oneida County Volunteer Fire Police Association	Municipal Marketing (Forsyth, David)	5	\$55,588.50	\$13,897.12	\$0.00	25.00%
Orange County Deputy Sheriffs Police Benevolent Association	Gotham Productions Inc	3	\$72,780.00	\$18,195.00	\$0.00	25.00%
Oswego County Lodge-NYS Lodge #1 of the Fraternal Order of Police	Citizens We Care	5	\$62,554.00	\$15,638.50	\$12,908.00	25.00%

DATA OBTAINED FROM INTERIM AND CLOSING STATEMENTS FILED BY PROFESSIONAL FUND RAISERS

CHARITABLE ORGANIZATION	PROFESSIONAL FUND RAISER	GEO. AREA	GROSS RECEIPTS	NET TO CHARITY	UNCOLLECTED PLEDGES	% TO CHARITY
South Lockport Fire Company Inc	Spotlight Music Productions Inc	7	\$49,613.00	\$12,404.00	\$0.00	25.00%
<i>Suffolk County Police Athletic League Inc</i>	<i>Campaign Center Inc (The)</i>	2	<i>\$328,629.00</i>	<i>\$82,157.00</i>	<i>\$0.00</i>	<i>25.00%</i>
<i>Traditional Chinese Medicine World Foundation Inc</i>	<i>Suffolk Productions Inc</i>	1	<i>\$49,115.00</i>	<i>\$12,279.00</i>	<i>\$0.00</i>	<i>25.00%</i>
United Way of Long Island Inc	Suffolk Productions Inc	2	\$56,569.00	\$14,142.00	\$0.00	25.00%
Vietnam Veterans of America-Chapter #82 Hicksville NY	Suffolk Productions Inc	2	\$19,873.00	\$4,968.00	\$0.00	25.00%
Environmental Defense Inc	Outreach Associates Inc	1	\$47,530.00	\$11,767.00	\$0.00	24.76%
People for the Ethical Treatment of Animals Inc	Telefund Inc	8	\$454,859.22	\$111,641.16	\$382,134.78	24.54%
Vermont ETV Inc	Share Group Inc	8	\$119,589.00	\$29,304.00	\$0.00	24.50%
Police Captains and Lieutenants Association of Erie County Inc	Civic Partners (Warburton, Donald)	7	\$102,279.00	\$25,000.00	\$0.00	24.44%
African Wildlife Foundation	Infocision Management Corporation	8	\$11,807.00	\$2,793.00	\$0.00	23.66%
Easter Seals Inc	Infocision Management Corporation	8	\$717,824.00	\$168,945.00	\$0.00	23.54%
North Shore Animal League America Inc	MDS Communications Corporation	2	\$21,267.00	\$4,990.00	\$11,839.00	23.46%
Religious Coalition for Reproductive Choice Inc	Share Group Inc	8	\$11,424.00	\$2,673.00	\$0.00	23.40%
<i>Niagara Falls New York Police Athletic League</i>	<i>Campaign Headquarters Inc</i>	7	<i>\$58,969.50</i>	<i>\$13,562.98</i>	<i>\$0.00</i>	<i>23.00%</i>
<i>Sheriff's Silver Star Association Inc</i>	<i>Stage Door Music Productions Inc</i>	5	<i>\$120,844.00</i>	<i>\$27,794.12</i>	<i>\$0.00</i>	<i>23.00%</i>
Planned Parenthood Action Fund Inc	Public Interest Communications Inc	1	\$105,078.97	\$24,079.85	\$46,639.03	22.92%
<i>Marine Corps League-Huntington Long Island Detachment</i>	<i>Campaign Center Inc (The)</i>	2	<i>\$46,767.00</i>	<i>\$10,675.00</i>	<i>\$0.00</i>	<i>22.83%</i>
Children's Charity Fund Inc	Concerned Community Group Inc	8	\$13,699.00	\$3,125.00	\$0.00	22.81%
<i>American Diabetes Association Inc</i>	<i>A. D. P. Publications Inc</i>	8	<i>\$112,840.00</i>	<i>\$25,326.00</i>	<i>\$0.00</i>	<i>22.44%</i>
Hope Cancer Fund	Caring People Enterprises Inc	8	\$34,292.50	\$7,674.84	\$0.00	22.38%
<i>Project Cure Inc</i>	<i>Bee LC</i>	8	<i>\$591,763.00</i>	<i>\$131,860.40</i>	<i>\$128,568.50</i>	<i>22.28%</i>
<i>Children's Charity Fund Inc</i>	<i>Caring People Enterprises Inc</i>	8	<i>\$67,553.31</i>	<i>\$14,919.62</i>	<i>\$0.00</i>	<i>22.09%</i>

DATA OBTAINED FROM INTERIM AND CLOSING STATEMENTS FILED BY PROFESSIONAL FUND RAISERS

CHARITABLE ORGANIZATION	PROFESSIONAL FUND RAISER	GEO. AREA	GROSS RECEIPTS	NET TO CHARITY	UNCOLLECTED PLEDGES	% TO CHARITY
Buffalo Police Benevolent Association Inc	Campaign Headquarters Inc	7	\$51,342.11	\$11,295.27	\$0.00	22.00%
Columbia County Correction Officers Local #3828	Stage Door Music Productions Inc	4	\$70,862.00	\$15,589.64	\$0.00	22.00%
United States Police Canine Association/Region #7	Stage Door Music Productions Inc	2	\$288,184.64	\$63,400.62	\$0.00	22.00%
<i>Vietnam Veterans of America-Chapter #11 Suffolk NY Inc</i>	<i>Mure Associates Inc</i>	2	<i>\$153,028.00</i>	<i>\$33,666.16</i>	<i>\$0.00</i>	<i>22.00%</i>
North Tonawanda Professional Firefighters Benevolent Association	Stage Door Music Productions Inc	7	\$34,317.50	\$7,500.00	\$0.00	21.85%
New York Law Enforcement Association Inc	Stage Door Music Productions Inc	6	\$204,588.23	\$44,055.29	\$0.00	21.53%
92nd Street Y (Young Men's and Young Women's Hebrew Association)	DCM Inc	1	\$9,050.00	\$1,935.40	\$0.00	21.39%
Sierra Club	Telefund Inc	8	\$568,271.00	\$118,520.51	\$321,543.00	20.86%
American Foundation for AIDS Research (AMFAR)	Facter Direct Ltd	1	\$42,467.00	\$8,839.00	\$49,891.00	20.81%
<i>Wishing Well Foundation USA Inc</i>	<i>J.E.K. Marketing Inc</i>	8	<i>\$389,108.50</i>	<i>\$78,908.17</i>	<i>\$0.00</i>	<i>20.28%</i>
<i>Northern New York Volunteer Firemens Association Inc</i>	<i>Caring People Enterprises Inc</i>	5	<i>\$98,840.50</i>	<i>\$19,849.70</i>	<i>\$0.00</i>	<i>20.08%</i>
A Child's Fondest Wish Inc	All Star Productions (Messmore, Barbara)	8	\$6,717.00	\$1,343.40	\$4,883.00	20.00%
<i>American Association of State Troopers Inc</i>	<i>Safety Publications Inc</i>	8	<i>\$695,878.31</i>	<i>\$139,175.66</i>	<i>\$0.00</i>	<i>20.00%</i>
<i>American Legion-Dunbar Post # 1642</i>	<i>Marketing Squad Inc</i>	5	<i>\$41,184.00</i>	<i>\$8,237.00</i>	<i>\$0.00</i>	<i>20.00%</i>
<i>Bi-County Helpline for Abuse Against Women & Children</i>	<i>Mure Associates Inc</i>	2	<i>\$163,029.00</i>	<i>\$32,605.80</i>	<i>\$0.00</i>	<i>20.00%</i>
Breast Cancer Assistance Fund	All Star Productions (Messmore, Barbara)	8	\$11,721.00	\$2,344.20	\$4,279.00	20.00%
<i>Cancer Recovery Foundation of America</i>	<i>Contract Communications Inc</i>	8	<i>\$1,956,079.00</i>	<i>\$391,219.00</i>	<i>\$854,000.00</i>	<i>20.00%</i>
Cheektowaga Police Captains and Lieutenants Association	Civic Partners (Warburton, Donald)	7	\$100,963.00	\$20,196.00	\$0.00	20.00%
Children's Cancer Assistance Network	Concerned Community Group Inc	8	\$35,800.00	\$7,160.00	\$0.00	20.00%
Children's Charity Fund Inc	All Star Productions (Messmore, Barbara)	8	\$5,357.00	\$1,071.40	\$3,793.00	20.00%
<i>Coalition Against Breast Cancer Inc</i>	<i>Campaign Center Inc (The)</i>	2	<i>\$691,584.00</i>	<i>\$138,316.00</i>	<i>\$0.00</i>	<i>20.00%</i>
Crime Prevention Association of Western New York Inc	Stage Door Music Productions Inc	7	\$32,349.00	\$6,469.80	\$0.00	20.00%

DATA OBTAINED FROM INTERIM AND CLOSING STATEMENTS FILED BY PROFESSIONAL FUND RAISERS

CHARITABLE ORGANIZATION	PROFESSIONAL FUND RAISER	GEO. AREA	GROSS RECEIPTS	NET TO CHARITY	UNCOLLECTED PLEDGES	% TO CHARITY
<i>Defeat Diabetes Foundation Inc</i>	<i>Campaign Center Inc (The)</i>	8	\$239,170.00	\$47,834.00	\$0.00	20.00%
<i>Defeat Diabetes Foundation Inc</i>	<i>Caring People Enterprises Inc</i>	8	\$166,144.82	\$33,228.97	\$0.00	20.00%
<i>Defeat Diabetes Foundation Inc</i>	<i>Standard Call (The) (Sandone, Michael A)</i>	8	\$1,933.50	\$386.70	\$0.00	20.00%
<i>Disabled Veterans of America Inc-PFC Salvatore J Armato</i>	<i>Campaign Center Inc (The)</i>	2	\$1,656.25	\$331.25	\$0.00	20.00%
Dutchess County Correction Officers Benevolent Association	Stage Door Music Productions Inc	3	\$125,191.21	\$25,038.24	\$0.00	20.00%
<i>East End Detachment Marine Corps League Inc</i>	<i>Campaign Center Inc (The)</i>	2	\$18,040.00	\$3,608.00	\$0.00	20.00%
Hope Cancer Fund	All Star Productions (Messmore, Barbara)	8	\$6,765.00	\$1,353.00	\$2,600.00	20.00%
<i>Hope Cancer Fund</i>	<i>Gelmar Ltd</i>	8	\$44,852.00	\$8,970.00	\$0.00	20.00%
Jefferson County Deputy Sheriff Association	Stage Door Music Productions Inc	5	\$94,991.50	\$18,996.30	\$0.00	20.00%
Middletown Fire Police	Stage Door Music Productions Inc	3	\$57,049.00	\$11,411.80	\$0.00	20.00%
Middletown NY Police Benevolent Association	Stage Door Music Productions Inc	3	\$88,088.27	\$17,617.65	\$0.00	20.00%
Middletown NY Police Benevolent Association	Stage Door Music Productions Inc	3	\$88,671.15	\$17,734.23	\$0.00	20.00%
<i>Nassau County Council Veterans of Foreign Wars of the United States Inc</i>	<i>Campaign Center Inc (The)</i>	2	\$181,006.00	\$36,201.00	\$0.00	20.00%
<i>New York State Association of Chiefs of Police Inc</i>	<i>Xentel Inc</i>	4	\$356,171.00	\$71,234.20	\$776,898.00	20.00%
North Greece Fire Fighters Association Local #3827 IAFF AFL CIO Inc	Stage Door Music Productions Inc	6	\$53,283.00	\$10,656.60	\$0.00	20.00%
Orange County K-9 Association Inc	Stage Door Music Productions Inc	3	\$103,504.00	\$20,700.80	\$0.00	20.00%
<i>Our American Veterans Inc</i>	<i>All Star Productions (Messmore, Barbara)</i>	8	\$7,899.00	\$1,579.80	\$5,581.00	20.00%
Parents of Retarded Children Camp Fund Inc	Marketing Squad Inc	7	\$210,100.00	\$42,020.00	\$0.00	20.00%
<i>Police Conference of New York Inc</i>	<i>Xentel Inc</i>	4	\$708,352.00	\$141,670.40	\$0.00	20.00%
<i>Southwest Rochester Kiwanis Foundation Inc</i>	<i>Marketing Squad Inc</i>	6	\$41,240.00	\$8,248.00	\$0.00	20.00%

DATA OBTAINED FROM INTERIM AND CLOSING STATEMENTS FILED BY PROFESSIONAL FUND RAISERS

CHARITABLE ORGANIZATION	PROFESSIONAL FUND RAISER	GEO. AREA	GROSS RECEIPTS	NET TO CHARITY	UNCOLLECTED PLEDGES	% TO CHARITY
<i>Suffolk County Council Veterans of Foreign Wars of the United States Inc</i>	<i>Campaign Center Inc (The)</i>	2	\$138,215.00	\$27,643.00	\$0.00	20.00%
<i>Suffolk County Detachment Marine Corps League</i>	<i>Campaign Center Inc (The)</i>	2	\$126,409.00	\$25,282.00	\$0.00	20.00%
<i>Suffolk County Veteran Halfway House Project Inc</i>	<i>Mure Associates Inc</i>	2	\$53,610.00	\$10,722.00	\$0.00	20.00%
<i>Ulster County Correction Officers Benevolent Association</i>	<i>Stage Door Music Productions Inc</i>	3	\$87,554.00	\$17,510.80	\$0.00	20.00%
<i>Ulster County Sheriff's Employees Association</i>	<i>Stage Door Music Productions Inc</i>	3	\$87,768.00	\$17,553.60	\$0.00	20.00%
<i>Ulster County Volunteer Firemen's Association</i>	<i>Stage Door Music Productions Inc</i>	3	\$91,470.00	\$18,294.00	\$0.00	20.00%
<i>VietNow National Headquarters</i>	<i>Caring People Enterprises Inc</i>	8	\$82,233.91	\$16,446.78	\$0.00	20.00%
<i>VietNow National Headquarters</i>	<i>Municipal Marketing (Forsyth, David)</i>	8	\$795.00	\$159.00	\$0.00	20.00%
Watertown Police Benevolent Association	Stage Door Music Productions Inc	5	\$92,155.37	\$18,431.07	\$0.00	20.00%
Humane Society of the United States Inc	Share Group Inc	8	\$2,730,720.00	\$545,843.00	\$0.00	19.99%
Environmental Defense Inc	Telefund Inc	1	\$35,987.48	\$7,190.14	\$23,438.52	19.98%
New York Restoration Project	Factor Direct Ltd	1	\$31,413.00	\$6,260.00	\$16,717.00	19.93%
<i>American Foundation for Disabled Children Inc</i>	<i>Campaign Center Inc (The)</i>	1	\$14,229.00	\$2,790.00	\$0.00	19.61%
New York State Union of Police Associations Inc	Xentel America Inc	3	\$374,925.76	\$71,995.00	\$0.00	19.20%
<i>Defenders of Wildlife Inc</i>	<i>Public Interest Communications Inc</i>	8	\$709,015.18	\$135,536.37	\$0.00	19.12%
Foundation for National Progress	Telefund Inc	8	\$154,158.00	\$29,436.57	\$89,675.00	19.10%
<i>Cancer Recovery Foundation of America</i>	<i>Integral Resources Inc</i>	8	\$486,156.87	\$90,000.00	\$577,635.67	18.51%
<i>New York Vietnam Veterans Foundation Inc</i>	<i>Xentel Inc</i>	3	\$325,426.65	\$60,000.00	\$0.00	18.44%
<i>Greater Rochester Junior Chamber of Commerce Inc</i>	<i>Marketing Squad Inc</i>	6	\$179,035.00	\$32,669.00	\$0.00	18.25%
Trout Unlimited Inc	Share Group Inc	8	\$109,768.00	\$19,812.00	\$0.00	18.05%
Deputy Sheriff's Benevolent Association of Onondaga County Inc	Stage Door Music Productions Inc	5	\$85,961.17	\$15,473.01	\$0.00	18.00%
<i>Potsdam Police Protective Association</i>	<i>Stage Door Music Productions Inc</i>	5	\$28,912.00	\$5,204.16	\$0.00	18.00%

DATA OBTAINED FROM INTERIM AND CLOSING STATEMENTS FILED BY PROFESSIONAL FUND RAISERS

CHARITABLE ORGANIZATION	PROFESSIONAL FUND RAISER	GEO. AREA	GROSS RECEIPTS	NET TO CHARITY	UNCOLLECTED PLEDGES	% TO CHARITY
Childhood Leukemia Foundation Inc	LAS LLC	8	\$146,887.00	\$25,929.00	\$0.00	17.65%
<i>Hughsonville Fire Company</i>	<i>Stage Door Music Productions Inc</i>	3	\$47,620.23	\$8,372.86	\$0.00	17.58%
People for the American Way	Telefund Inc	8	\$781,015.00	\$134,061.55	\$719,209.00	17.17%
National Museum of Women in the Arts Inc	Outreach Associates Inc	8	\$328,299.00	\$55,910.00	\$0.00	17.03%
<i>America's Athletes With Disabilities Inc</i>	<i>Contract Communications Inc</i>	8	\$556,664.00	\$94,633.00	\$149,862.00	17.00%
<i>American Veteran Relief Foundation</i>	<i>Standard Call (The) (Sandone, Michael A)</i>	8	\$8,794.80	\$1,495.12	\$0.00	17.00%
<i>Haverstraw Police Athletic League Inc</i>	<i>Stage Door Music Productions Inc</i>	3	\$131,273.81	\$22,316.55	\$0.00	17.00%
<i>New York State Association of PBA's Inc</i>	<i>Midwest Publishing-DN Inc</i>	2	\$501,041.66	\$85,177.08	\$0.00	17.00%
<i>New York State Deputies Association Inc</i>	<i>Midwest Publishing-DN Inc</i>	5	\$338,974.39	\$57,625.65	\$0.00	17.00%
<i>Village of Fishkill Police Benevolent Association</i>	<i>Stage Door Music Productions Inc</i>	3	\$56,888.00	\$9,670.96	\$0.00	17.00%
League of Women Voters of the United States	Outreach Associates Inc	8	\$82,852.00	\$13,927.00	\$0.00	16.81%
Children's Charity Fund Inc	Concerned Community Group Inc	8	\$10,017.00	\$1,670.00	\$0.00	16.67%
<i>New York Police Chief's Benevolent Association Inc</i>	<i>New Liberty Promotions Inc</i>	3	\$984,526.20	\$157,524.19	\$0.00	16.00%
VietNow National Headquarters	ABC Productions (Cowan, Christopher & Pitt, Terry)	8	\$37,531.00	\$6,004.96	\$0.00	16.00%
VietNow National Headquarters	Barry E Schmoyer & Associates Inc	8	\$16,440.00	\$2,630.40	\$35,575.00	16.00%
National Right to Life Committee Inc	Infocision Management Corporation	8	\$461,422.07	\$73,699.53	\$0.00	15.97%
New York and Presbyterian Hospital	Telecomp Inc	1	\$565,976.00	\$90,284.32	\$0.00	15.95%
<i>Roger Wyburn-Mason & Jack M Blount Foundation for Eradication of Rheumatoid Disease Inc</i>	<i>Bee LC</i>	8	\$160,903.09	\$25,462.41	\$61,130.91	15.82%
National Parks Conservation Association	Share Group Inc	8	\$309,837.00	\$48,376.00	\$0.00	15.61%
Stop the Violence Inc	Marketing Squad Inc	4	\$275,495.00	\$41,774.00	\$0.00	15.16%
New York State Association of PBA's Inc	Civic Development Group LLC	2	\$2,402,686.00	\$361,784.00	\$0.00	15.06%

DATA OBTAINED FROM INTERIM AND CLOSING STATEMENTS FILED BY PROFESSIONAL FUND RAISERS

CHARITABLE ORGANIZATION	PROFESSIONAL FUND RAISER	GEO. AREA	GROSS RECEIPTS	NET TO CHARITY	UNCOLLECTED PLEDGES	% TO CHARITY
American Legion 1999 Convention Corporation of Binghamton NY (New York State American Legion Convention 2005)	Marketing Squad Inc	7	\$417,231.00	\$62,585.00	\$0.00	15.00%
<i>Association of New York Police Officers Inc</i>	<i>New Age Services Ltd</i>	3	<i>\$635,756.00</i>	<i>\$95,363.40</i>	<i>\$714,240.00</i>	<i>15.00%</i>
Department of New York Veterans of Foreign Wars of the United States Inc	Marketing Squad Inc	4	\$391,608.00	\$58,741.00	\$0.00	15.00%
<i>Department of New York Veterans of Foreign Wars of the United States Inc</i>	<i>Xentel Inc</i>	4	<i>\$411,022.98</i>	<i>\$61,653.44</i>	<i>\$0.00</i>	<i>15.00%</i>
<i>Fire Victims Charitable Foundation Inc</i>	<i>Midwest Publishing-DN Inc</i>	8	<i>\$182,565.49</i>	<i>\$27,384.82</i>	<i>\$0.00</i>	<i>15.00%</i>
<i>Junior Police Academy</i>	<i>TCB Enterprises Inc</i>	8	<i>\$53,870.00</i>	<i>\$8,080.50</i>	<i>\$1,400.00</i>	<i>15.00%</i>
National Narcotic Officers Associations Coalition	Midwest Publishing-DN Inc	8	\$137,251.51	\$20,587.73	\$0.00	15.00%
<i>National Police Defense Foundation Inc</i>	<i>New Liberty Promotions Inc</i>	8	<i>\$229,916.50</i>	<i>\$34,487.48</i>	<i>\$0.00</i>	<i>15.00%</i>
<i>New York Organization of Narcotics Enforcers Inc</i>	<i>Xentel Inc</i>	1	<i>\$289,281.93</i>	<i>\$43,392.28</i>	<i>\$927,216.07</i>	<i>15.00%</i>
<i>New York State Association of PBA's Inc</i>	<i>New Liberty Promotions Inc</i>	2	<i>\$133,484.20</i>	<i>\$20,022.63</i>	<i>\$0.00</i>	<i>15.00%</i>
New York State Crime Stoppers Inc	Royalty Services Inc	3	\$11,145.00	\$1,671.75	\$0.00	15.00%
<i>New York Veteran Police Association Inc</i>	<i>New Age Services Ltd</i>	2	<i>\$153,108.00</i>	<i>\$22,966.20</i>	<i>\$199,040.00</i>	<i>15.00%</i>
<i>Operation Lookout National Center for Missing Youth</i>	<i>Contract Communications Inc</i>	8	<i>\$516,378.00</i>	<i>\$77,457.00</i>	<i>\$208,106.00</i>	<i>15.00%</i>
<i>Operation Lookout National Center for Missing Youth</i>	<i>Midwest Publishing-DN Inc</i>	8	<i>\$171,475.56</i>	<i>\$25,721.33</i>	<i>\$0.00</i>	<i>15.00%</i>
<i>Police Protective Fund</i>	<i>TCB Enterprises Inc</i>	8	<i>\$51,087.00</i>	<i>\$7,663.05</i>	<i>\$0.00</i>	<i>15.00%</i>
<i>Reserve Police Officers Association</i>	<i>Marketing Squad Inc</i>	3	<i>\$51,455.00</i>	<i>\$7,718.00</i>	<i>\$0.00</i>	<i>15.00%</i>
<i>Retired Police Association of the State of New York Inc</i>	<i>Data Communications Inc</i>	2	<i>\$19,300.00</i>	<i>\$2,895.00</i>	<i>\$0.00</i>	<i>15.00%</i>
Rockland County Society for the Prevention of Cruelty to Children	Xentel Inc	3	\$1,950.00	\$292.50	\$0.00	15.00%
<i>Self Help for Hard of Hearing People Western NY Chapter</i>	<i>Marketing Squad Inc</i>	7	<i>\$8,165.00</i>	<i>\$1,225.00</i>	<i>\$0.00</i>	<i>15.00%</i>
Cancer Fund of America Inc	Barry E Schmoyer & Associates Inc	8	\$21,327.79	\$3,184.17	\$27,152.21	14.93%

DATA OBTAINED FROM INTERIM AND CLOSING STATEMENTS FILED BY PROFESSIONAL FUND RAISERS

CHARITABLE ORGANIZATION	PROFESSIONAL FUND RAISER	GEO. AREA	GROSS RECEIPTS	NET TO CHARITY	UNCOLLECTED PLEDGES	% TO CHARITY
<i>International Union of Police Associations AFL-CIO</i>	<i>LAS LLC</i>	8	\$4,100,225.00	\$598,000.00	\$0.00	14.58%
World Wildlife Fund Inc	Share Group Inc	8	\$458,473.00	\$65,485.00	\$0.00	14.28%
Narcotic Enforcement Officers Association Inc	Civic Development Group LLC	4	\$62,527.00	\$8,898.00	\$0.00	14.23%
<i>National Caregiving Foundation</i>	<i>Reese Teleservices Inc</i>	8	\$2,408,006.00	\$336,000.00	\$2,140,428.00	13.95%
Fire Victims Charitable Foundation Inc	Civic Development Group LLC	8	\$548,857.00	\$74,546.00	\$0.00	13.58%
<i>Cancer Center for Detection and Prevention (f/k/a Pacific West Cancer Fund)</i>	<i>Bee LC</i>	8	\$445,510.95	\$59,766.71	\$183,106.05	13.42%
God's Love We Deliver Inc	Factor Direct Ltd	1	\$30,124.00	\$4,019.00	\$26,006.00	13.34%
American Breast Cancer Foundation Inc	Royalty Services Inc	8	\$104,390.00	\$13,167.09	\$0.00	12.61%
American Institute for Cancer Research	Infocision Management Corporation	8	\$1,152,143.43	\$144,434.84	\$0.00	12.54%
<i>Cancer Fund of America Inc</i>	<i>Civic Development Group LLC</i>	8	\$3,028,124.00	\$377,703.00	\$0.00	12.47%
United States Ski Team Foundation	Public Interest Communications Inc	8	\$92,122.00	\$11,447.60	\$54,948.00	12.43%
<i>Sojourners</i>	<i>Infocision Management Corporation</i>	8	\$25,403.05	\$3,101.39	\$0.00	12.21%
<i>American Breast Cancer Foundation Inc</i>	<i>Allan C Hill Productions Inc</i>	8	\$18,358.50	\$2,203.02	\$24,568.00	12.00%
<i>Kids Wish Network Inc</i>	<i>Reese Teleservices Inc</i>	8	\$749,878.00	\$89,985.00	\$1,717,725.00	12.00%
<i>National Cancer Coalition Inc</i>	<i>Xentel Inc</i>	8	\$1,499,216.00	\$179,905.92	\$1,520,355.00	12.00%
<i>Police Protective Fund</i>	<i>Data Communications Inc</i>	8	\$31,591.00	\$3,790.92	\$0.00	12.00%
Reach Our Children Inc	Allan C Hill Productions Inc	8	\$66,575.90	\$7,989.11	\$39,291.10	12.00%
Multiple Sclerosis Association of America Inc	SD&A Teleservices Inc	8	\$156,791.00	\$18,695.00	\$85,217.00	11.92%
Heart Support of America Inc	Bee LC	8	\$423,777.25	\$48,885.70	\$200,544.75	11.54%
Big Flats Masonic Lodge #378	Theodore Productions Inc	6	\$9,008.00	\$1,001.00	\$2,228.00	11.11%
<i>National Veterans Services Fund Inc</i>	<i>Bee LC</i>	8	\$434,667.00	\$48,162.67	\$68,696.00	11.08%
<i>Committee for Missing Children Inc</i>	<i>Xentel Inc</i>	8	\$2,271,228.50	\$249,835.13	\$1,911,511.00	11.00%

DATA OBTAINED FROM INTERIM AND CLOSING STATEMENTS FILED BY PROFESSIONAL FUND RAISERS

CHARITABLE ORGANIZATION	PROFESSIONAL FUND RAISER	GEO. AREA	GROSS RECEIPTS	NET TO CHARITY	UNCOLLECTED PLEDGES	% TO CHARITY
Committee for Missing Children Inc	LAS LLC	8	\$258,703.00	\$27,881.00	\$0.00	10.78%
Mothers Against Drunk Driving	DialAmerica Marketing Inc	8	\$2,296,651.00	\$244,690.00	\$1,689,486.00	10.65%
<i>Childrens Leukemia Research Association Inc</i>	<i>Xentel Inc</i>	2	<i>\$1,411,471.25</i>	<i>\$145,963.32</i>	<i>\$1,314,770.75</i>	<i>10.34%</i>
<i>Planetary Society</i>	<i>Harris Direct</i>	8	<i>\$56,338.00</i>	<i>\$5,825.40</i>	<i>\$34,438.00</i>	<i>10.34%</i>
<i>Cancer Fund of America Inc</i>	<i>Bee LC</i>	8	<i>\$425,856.62</i>	<i>\$43,035.12</i>	<i>\$251,318.38</i>	<i>10.11%</i>
Association for Disabled Firefighters Inc	S & E Marketing Ltd	8	\$880,342.00	\$88,034.20	\$0.00	10.00%
<i>Association for Firefighters and Paramedics Inc</i>	<i>New Liberty Promotions Inc</i>	8	<i>\$245,589.50</i>	<i>\$24,558.95</i>	<i>\$0.00</i>	<i>10.00%</i>
Association for Firefighters and Paramedics Inc	Safety Publications Inc	8	\$129,181.55	\$12,918.16	\$0.00	10.00%
<i>Association for Firefighters and Paramedics Inc</i>	<i>TCB Enterprises Inc</i>	8	<i>\$67,822.00</i>	<i>\$6,782.20</i>	<i>\$0.00</i>	<i>10.00%</i>
<i>Caring For Our Children Foundation</i>	<i>Midwest Publishing-DN Inc</i>	8	<i>\$83,195.00</i>	<i>\$8,319.50</i>	<i>\$0.00</i>	<i>10.00%</i>
Coalition of Police and Sheriffs Inc	S & E Marketing Ltd	8	\$68,997.00	\$6,899.70	\$0.00	10.00%
Disabled Firefighters Fund	S & E Marketing Ltd	8	\$567,393.00	\$56,739.30	\$0.00	10.00%
<i>Long Island Responds</i>	<i>Mure Associates Inc</i>	2	<i>\$199,547.00</i>	<i>\$19,954.70</i>	<i>\$0.00</i>	<i>10.00%</i>
Margaret Woodbury Strong Museum	Telecomp Inc	6	\$18,349.00	\$1,783.00	\$0.00	9.72%
Heritage Foundation Inc (DC)	Factor Direct Ltd	8	\$627,038.00	\$54,704.00	\$413,971.00	8.72%
Arthritis Foundation	Infocision Management Corporation	8	\$94,601.37	\$7,235.60	\$0.00	7.65%
Farm Sanctuary Inc	Aria Communications Corporation	6	\$33,243.00	\$1,924.58	\$18,622.00	5.79%
Citizens Against Government Waste	Factor Direct Ltd	8	\$37,037.00	\$1,444.00	\$28,990.00	3.90%
New York AMVETS Inc	Xentel America Inc	2	\$387,528.33	\$12,000.00	\$0.00	3.10%
Project Hope the People to People Health Foundation Inc	Factor Direct Ltd	8	\$184,194.00	\$4,776.00	\$247,226.00	2.59%
American Civil Liberties Union	Telefund Inc	1	\$519,303.90	\$1,187.99	\$1,699,469.10	0.23%
National Right to Life Committee Inc	MDS Communications Corporation	8	\$5,232,578.00	\$6,099.00	\$4,128,892.00	0.12%
<i>American Council of the Blind Inc</i>	<i>Integral Resources Inc</i>	8	<i>\$118,466.66</i>	<i>\$0.00</i>	<i>\$112,912.57</i>	<i>0.00%</i>

DATA OBTAINED FROM INTERIM AND CLOSING STATEMENTS FILED BY PROFESSIONAL FUND RAISERS

CHARITABLE ORGANIZATION	PROFESSIONAL FUND RAISER	GEO. AREA	GROSS RECEIPTS	NET TO CHARITY	UNCOLLECTED PLEDGES	% TO CHARITY
American Federation of Police and Concerned Citizens	Infocision Management Corporation	8	\$2,316.00	\$0.00	\$0.00	0.00%
Concerned Women for America	MDS Communications Corporation	8	\$580,272.00	\$0.00	\$1,013,153.00	0.00%
Foundation for Moral Law Inc	Infocision Management Corporation	8	\$474,124.90	\$0.00	\$0.00	0.00%
Suffolk County Police Conference Inc	Tan Productions Inc	2	\$13,750.00	\$0.00	\$0.00	0.00%
United Spinal Association Inc	Infocision Management Corporation	1	\$193,299.76	\$0.00	\$0.00	0.00%
Alliance for Marriage	Infocision Management Corporation	8	\$12,607.74	(\$8.20)	\$0.00	-0.07%
Common Cause	Facter Direct Ltd	8	\$40,692.00	(\$110.00)	\$51,949.00	-0.27%
Wilderness Society	Facter Direct Ltd	8	\$71,701.00	(\$1,048.00)	\$95,252.00	-1.46%
Alliance Defense Fund	Infocision Management Corporation	8	\$26,872.94	(\$467.60)	\$0.00	-1.74%
International Wildlife Coalition Inc	ComNet Marketing Group Inc	8	\$4,735.00	(\$105.96)	\$0.00	-2.24%
Oceana Inc	Telefund Inc	8	\$25,302.00	(\$843.34)	\$16,133.00	-3.33%
Public Citizen Foundation Inc	EARTHtel Inc	8	\$92,932.00	(\$4,765.50)	\$0.00	-5.13%
NARAL Pro-Choice America	Gordon & Schwenkmeyer Inc	8	\$181,961.00	(\$9,628.42)	\$0.00	-5.29%
Earthjustice	Facter Direct Ltd	8	\$13,810.00	(\$839.00)	\$14,016.00	-6.08%
People for the Ethical Treatment of Animals Inc	Share Group Inc	8	\$133,471.00	(\$10,221.00)	\$0.00	-7.66%
American Association of University Women Inc	Outreach Associates Inc	8	\$289,634.00	(\$22,321.00)	\$0.00	-7.71%
Defenders of Wildlife Inc	Share Group Inc	8	\$22,677.00	(\$2,304.00)	\$0.00	-10.16%
International Rescue Committee Inc	Facter Direct Ltd	1	\$87,009.00	(\$9,093.00)	\$148,686.00	-10.45%
Brady Campaign to Prevent Gun Violence	Telefund Inc	8	\$6,090.00	(\$841.20)	\$7,772.00	-13.81%
Children's Wish Foundation International Inc	Facter Direct Ltd	8	\$124,182.00	(\$18,539.00)	\$114,392.00	-14.93%
Planned Parenthood Action Fund Inc	Share Group Inc	1	\$19,596.00	(\$4,274.00)	\$0.00	-21.81%
Public Citizen Inc	EARTHtel Inc	8	\$5,086.00	(\$1,263.50)	\$0.00	-24.84%
Diabetes Research and Wellness Foundation Inc	Share Group Inc	8	\$29,185.00	(\$8,215.00)	\$0.00	-28.15%

DATA OBTAINED FROM INTERIM AND CLOSING STATEMENTS FILED BY PROFESSIONAL FUND RAISERS

CHARITABLE ORGANIZATION	PROFESSIONAL FUND RAISER	GEO. AREA	GROSS RECEIPTS	NET TO CHARITY	UNCOLLECTED PLEDGES	% TO CHARITY
American Farmland Trust	Share Group Inc	8	\$22,080.00	(\$6,399.00)	\$0.00	-28.98%
National Wildlife Federation	Donor Services Group LLC	8	\$451,606.00	(\$166,750.00)	\$717,623.00	-36.92%
National Osteoporosis Foundation (The)	Share Group Inc	8	\$3,845.00	(\$1,855.00)	\$0.00	-48.24%
National Audubon Society Inc	Public Interest Communications Inc	1	\$57,671.43	(\$32,464.27)	\$41,341.00	-56.29%
International Fund for Animal Welfare Inc	Share Group Inc	8	\$94,578.00	(\$54,287.00)	\$0.00	-57.40%
League of Conservation Voters Inc	Facter Direct Ltd	8	\$10,295.00	(\$6,322.00)	\$6,648.00	-61.41%
World Wildlife Fund Inc	EARTHtel Inc	8	\$399,865.00	(\$245,919.95)	\$0.00	-61.50%
Roswell Park Alliance Foundation	IDC Ltd	7	\$486,555.94	(\$303,512.37)	\$1,118,676.40	-62.38%
Simon Wiesenthal Center	Facter Direct Ltd	8	\$50,415.00	(\$38,041.00)	\$64,266.00	-75.46%
Family Research Council Inc	Infocision Management Corporation	8	\$2,032.79	(\$1,535.94)	\$0.00	-75.56%
Ocean Conservancy Inc	Public Interest Communications Inc	8	\$10,276.00	(\$8,653.36)	\$1,194.00	-84.21%
Native American Rights Fund	Share Group Inc	8	\$11,693.00	(\$13,902.00)	\$0.00	-118.89%
Student Conservation Association Inc	ComNet Marketing Group Inc	8	\$4,295.00	(\$5,354.28)	\$0.00	-124.66%
Veterans of Foreign Wars of the United States	Facter Direct Ltd	8	\$41,637.00	(\$61,450.00)	\$93,616.00	-147.59%
North Shore Animal League America Inc	Public Interest Communications Inc	2	\$67,460.00	(\$107,374.79)	\$47,347.00	-159.17%
Cooperative for Assistance and Relief Everywhere Inc (CARE)	SD&A Teleservices Inc	8	\$17,110.00	(\$41,644.00)	\$73,909.00	-243.39%
National Taxpayers Union	Facter Direct Ltd	8	\$1,671.00	(\$4,400.00)	\$3,504.00	-263.32%
State University of New York New Paltz Foundation Inc	Lester Inc	3	\$2,525.67	(\$7,392.33)	\$3,918.22	-292.69%
National Audubon Society Inc	Telefund Inc	1	\$5,956.00	(\$21,330.32)	\$19,298.00	-358.13%
New York Cares Inc	Infocision Management Corporation	1	\$335.00	(\$5,201.21)	\$0.00	-1552.60%
TOTALS		---	\$189,559,170.60	\$73,188,921.32	\$48,257,521.86	38.61%

DATA OBTAINED FROM INTERIM AND CLOSING STATEMENTS FILED BY PROFESSIONAL FUND RAISERS

TABLE 4
Charitable Organizations-
Alphabetical Order
Within Geographic Locations
2005 Telemarketing Campaigns

CHARITABLE ORGANIZATION	PROFESSIONAL FUND RAISER	GEO. AREA	GROSS RECEIPTS	NET TO CHARITY	UNCOLLECTED PLEDGES	% TO CHARITY
92nd Street Y (Young Men's and Young Women's Hebrew Association)	DCM Inc	1	\$9,050.00	\$1,935.40	\$0.00	21.39%
AFS USA Inc	Share Group Inc	1	\$244,631.00	\$164,921.00	\$0.00	67.42%
American Civil Liberties Union	Share Group Inc	1	\$1,588,944.00	\$854,648.00	\$0.00	53.79%
American Civil Liberties Union	Telefund Inc	1	\$519,303.90	\$1,187.99	\$1,699,469.10	0.23%
American Foundation for AIDS Research (AMFAR)	Facter Direct Ltd	1	\$42,467.00	\$8,839.00	\$49,891.00	20.81%
American Foundation for AIDS Research (AMFAR)	Share Group Inc	1	\$111,239.00	\$62,073.00	\$0.00	55.80%
<i>American Foundation for Disabled Children Inc</i>	<i>Campaign Center Inc (The)</i>	<i>1</i>	<i>\$14,229.00</i>	<i>\$2,790.00</i>	<i>\$0.00</i>	<i>19.61%</i>
American Society for the Prevention of Cruelty to Animals	Outreach Associates Inc	1	\$295,121.00	\$161,265.00	\$0.00	54.64%
American Society for the Prevention of Cruelty to Animals	Telefund Inc	1	\$1,655,979.00	\$1,141,035.65	\$222,142.00	68.90%
Amnesty International of the USA Inc	Public Interest Communications Inc	1	\$351,798.00	\$151,116.00	\$288,726.00	42.96%
Amnesty International of the USA Inc	Share Group Inc	1	\$242,237.00	\$167,388.00	\$0.00	69.10%
Amnesty International of the USA Inc	Telefund Inc	1	\$1,142,098.68	\$617,293.00	\$820,892.32	54.05%
Anti-Defamation League of B'nai B'rith	Donor Services Group LLC	1	\$278,421.00	\$112,872.00	\$0.00	40.54%
Anti-Defamation League of B'nai B'rith	Donor Services Group LLC	1	\$722,790.00	\$283,065.00	\$206,347.00	39.16%
Ballet Theatre Foundation Inc (American Ballet Theatre)	DCM Inc	1	\$787,815.00	\$587,084.00	\$0.00	74.52%
<i>Brooklyn Botanic Garden Corporation</i>	<i>ComNet Marketing Group Inc</i>	<i>1</i>	<i>\$17,900.00</i>	<i>\$8,267.10</i>	<i>\$0.00</i>	<i>46.18%</i>
Brooklyn Institute of Arts and Sciences (The Brooklyn Museum)	DCM Inc	1	\$69,010.00	\$23,980.25	\$0.00	34.75%
Carnegie Hall Society Inc	SD&A Teleservices Inc	1	\$2,599,725.00	\$1,966,428.00	\$189,223.00	75.64%
<i>Empire State Association of the Deaf Inc</i>	<i>Heritage Company Inc (The)</i>	<i>1</i>	<i>\$24,673.00</i>	<i>\$6,500.00</i>	<i>\$21,342.00</i>	<i>26.34%</i>
Environmental Defense Action Fund	Share Group Inc	1	\$45,947.00	\$23,184.00	\$0.00	50.46%
Environmental Defense Inc	Outreach Associates Inc	1	\$47,530.00	\$11,767.00	\$0.00	24.76%

DATA OBTAINED FROM INTERIM AND CLOSING STATEMENTS FILED BY PROFESSIONAL FUND RAISERS

CHARITABLE ORGANIZATION	PROFESSIONAL FUND RAISER	GEO. AREA	GROSS RECEIPTS	NET TO CHARITY	UNCOLLECTED PLEDGES	% TO CHARITY
Environmental Defense Inc	Share Group Inc	1	\$414,540.00	\$235,773.00	\$0.00	56.88%
Environmental Defense Inc	Telefund Inc	1	\$35,987.48	\$7,190.14	\$23,438.52	19.98%
Gay Mens Health Crisis Inc	Share Group Inc	1	\$189,394.00	\$124,764.00	\$0.00	65.88%
God's Love We Deliver Inc	Facter Direct Ltd	1	\$30,124.00	\$4,019.00	\$26,006.00	13.34%
God's Love We Deliver Inc	Share Group Inc	1	\$29,522.00	\$8,552.00	\$0.00	28.97%
International Rescue Committee Inc	Facter Direct Ltd	1	\$87,009.00	(\$9,093.00)	\$148,686.00	-10.45%
International Rescue Committee Inc	Outreach Associates Inc	1	\$99,575.00	\$92,791.00	\$0.00	93.19%
International Rescue Committee Inc	Share Group Inc	1	\$83,102.00	\$48,871.00	\$0.00	58.81%
International Rescue Committee Inc	Telefund Inc	1	\$383,076.26	\$304,018.11	\$0.00	79.36%
Lambda Legal Defense & Education Fund Inc	EARTHtel Inc	1	\$350,073.00	\$258,054.54	\$157,872.00	73.71%
Legal Momentum	Telefund Inc	1	\$34,325.00	\$16,377.78	\$7,576.00	47.71%
Medecins Sans Frontieres USA Inc	Harris Direct	1	\$2,329,365.22	\$1,643,429.47	\$374,731.00	70.55%
NAACP Legal Defense and Educational Fund Inc	EARTHtel Inc	1	\$171,595.00	\$105,987.00	\$0.00	61.77%
NARAL Pro-Choice New York Inc	Telefund Inc	1	\$45,942.00	\$26,489.50	\$12,121.00	57.66%
National Audubon Society Inc	Outreach Associates Inc	1	\$58,380.00	\$24,753.00	\$0.00	42.40%
National Audubon Society Inc	Public Interest Communications Inc	1	\$57,671.43	(\$32,464.27)	\$41,341.00	-56.29%
National Audubon Society Inc	Share Group Inc	1	\$388,746.00	\$147,069.00	\$0.00	37.83%
National Audubon Society Inc	Telefund Inc	1	\$5,956.00	(\$21,330.32)	\$19,298.00	-358.13%
<i>National Federation of the Blind of New York State Inc</i>	<i>Capital District Callers Inc</i>	<i>1</i>	<i>\$76,403.00</i>	<i>\$24,448.96</i>	<i>\$0.00</i>	<i>32.00%</i>
Natural Resources Defense Council Inc	Facter Direct Ltd	1	\$661,774.00	\$183,390.00	\$439,378.00	27.71%
New York and Presbyterian Hospital	Telecomp Inc	1	\$562,401.00	\$296,149.20	\$0.00	52.66%
New York and Presbyterian Hospital	Telecomp Inc	1	\$565,976.00	\$90,284.32	\$0.00	15.95%
New York Cares Inc	Gordon & Schwenkmeyer Inc	1	\$125,903.95	\$93,676.24	\$0.00	74.40%

DATA OBTAINED FROM INTERIM AND CLOSING STATEMENTS FILED BY PROFESSIONAL FUND RAISERS

CHARITABLE ORGANIZATION	PROFESSIONAL FUND RAISER	GEO. AREA	GROSS RECEIPTS	NET TO CHARITY	UNCOLLECTED PLEDGES	% TO CHARITY
New York Cares Inc	Infocision Management Corporation	1	\$335.00	(\$5,201.21)	\$0.00	-1552.60%
New York City Ballet Inc	SD&A Teleservices Inc	1	\$1,536,146.00	\$1,132,121.00	\$42,547.00	73.70%
New York City Opera Inc	DCM Inc	1	\$474,517.00	\$337,749.50	\$0.00	71.18%
<i>New York City Opera Inc</i>	<i>DCM Inc</i>	<i>1</i>	<i>\$1,464,011.00</i>	<i>\$1,045,096.52</i>	<i>\$0.00</i>	<i>71.39%</i>
<i>New York Organization of Narcotics Enforcers Inc</i>	<i>Xentel Inc</i>	<i>1</i>	<i>\$289,281.93</i>	<i>\$43,392.28</i>	<i>\$927,216.07</i>	<i>15.00%</i>
New York Restoration Project	Factor Direct Ltd	1	\$31,413.00	\$6,260.00	\$16,717.00	19.93%
New York Shakespeare Festival	DCM Inc	1	\$168,695.00	\$137,139.30	\$0.00	81.29%
New York State Court Clerks Association	Tan Productions Inc	1	\$84,596.00	\$25,378.80	\$0.00	30.00%
<i>New York-Presbyterian Fund Inc</i>	<i>Telecomp Inc</i>	<i>1</i>	<i>\$296,449.00</i>	<i>\$120,349.46</i>	<i>\$0.00</i>	<i>40.60%</i>
Philharmonic-Symphony Society of New York Inc (New York Philharmonic Symphony Society)	DCM Inc	1	\$1,020,475.98	\$659,124.33	\$109,736.00	64.59%
Planned Parenthood Action Fund Inc	Donor Services Group LLC	1	\$623,214.00	\$470,469.00	\$157,219.00	75.49%
Planned Parenthood Action Fund Inc	Factor Direct Ltd	1	\$125,422.00	\$42,617.00	\$52,038.00	33.98%
Planned Parenthood Action Fund Inc	Public Interest Communications Inc	1	\$105,078.97	\$24,079.85	\$46,639.03	22.92%
Planned Parenthood Action Fund Inc	Share Group Inc	1	\$19,596.00	(\$4,274.00)	\$0.00	-21.81%
Planned Parenthood Action Fund Inc	Telefund Inc	1	\$564,680.50	\$285,078.36	\$270,665.50	50.48%
Planned Parenthood Federation of America Inc	Donor Services Group LLC	1	\$1,162,992.00	\$772,968.00	\$567,642.00	66.46%
Planned Parenthood Federation of America Inc	Factor Direct Ltd	1	\$917,565.00	\$442,174.00	\$421,270.00	48.19%
Planned Parenthood Federation of America Inc	Public Interest Communications Inc	1	\$297,099.68	\$130,304.83	\$90,250.32	43.86%
Planned Parenthood Federation of America Inc	Share Group Inc	1	\$119,424.00	\$66,225.00	\$0.00	55.45%
Planned Parenthood Federation of America Inc	Telefund Inc	1	\$727,826.00	\$379,244.84	\$384,811.00	52.11%
Playwrights Horizons Inc	DCM Inc	1	\$40,408.00	\$12,054.00	\$0.00	29.83%
Playwrights Horizons Inc	DCM Inc	1	\$214,809.00	\$117,072.15	\$0.00	54.50%

DATA OBTAINED FROM INTERIM AND CLOSING STATEMENTS FILED BY PROFESSIONAL FUND RAISERS

CHARITABLE ORGANIZATION	PROFESSIONAL FUND RAISER	GEO. AREA	GROSS RECEIPTS	NET TO CHARITY	UNCOLLECTED PLEDGES	% TO CHARITY
Queens College Foundation Inc	RuffaloCODY LLC	1	\$338,830.25	\$248,793.70	\$83,052.00	73.43%
Riverdale Country School Inc	Lester Inc	1	\$7,730.00	\$6,414.00	\$1,325.00	82.98%
<i>Traditional Chinese Medicine World Foundation Inc</i>	<i>Suffolk Productions Inc</i>	<i>1</i>	<i>\$49,115.00</i>	<i>\$12,279.00</i>	<i>\$0.00</i>	<i>25.00%</i>
United Spinal Association Inc	Infocision Management Corporation	1	\$193,299.76	\$0.00	\$0.00	0.00%
United States Fund for UNICEF	Facter Direct Ltd	1	\$1,850,172.69	\$1,257,389.69	\$0.00	67.96%
United States Fund for UNICEF	Infocision Management Corporation	1	\$316,563.93	\$204,717.72	\$0.00	64.67%
WNYC Radio	Aria Communications Corporation	1	\$238,648.48	\$132,381.54	\$114,232.52	55.47%
WNYC Radio	Sage Group LLC (The)	1	\$470,990.00	\$227,830.00	\$302,667.00	48.37%
Amityville Fire Department	Tan Productions Inc	2	\$21,548.00	\$11,851.40	\$0.00	55.00%
Amityville Patrolmen's Benevolent Association Inc	Tan Productions Inc	2	\$36,970.00	\$18,485.00	\$0.00	50.00%
<i>Bi-County Helpline for Abuse Against Women & Children</i>	<i>Mure Associates Inc</i>	<i>2</i>	<i>\$163,029.00</i>	<i>\$32,605.80</i>	<i>\$0.00</i>	<i>20.00%</i>
<i>Childrens Leukemia Research Association Inc</i>	<i>Xentel Inc</i>	<i>2</i>	<i>\$1,411,471.25</i>	<i>\$145,963.32</i>	<i>\$1,314,770.75</i>	<i>10.34%</i>
<i>Coalition Against Breast Cancer Inc</i>	<i>Campaign Center Inc (The)</i>	<i>2</i>	<i>\$691,584.00</i>	<i>\$138,316.00</i>	<i>\$0.00</i>	<i>20.00%</i>
<i>Disabled Veterans of America Inc-PFC Salvatore J Armato</i>	<i>Campaign Center Inc (The)</i>	<i>2</i>	<i>\$1,656.25</i>	<i>\$331.25</i>	<i>\$0.00</i>	<i>20.00%</i>
<i>East End Detachment Marine Corps League Inc</i>	<i>Campaign Center Inc (The)</i>	<i>2</i>	<i>\$18,040.00</i>	<i>\$3,608.00</i>	<i>\$0.00</i>	<i>20.00%</i>
Fraternal Order of Police Empire State Lodge Inc	Civic Development Group LLC	2	\$1,809,982.00	\$502,295.00	\$0.00	27.75%
Freeport Police Athletic League Inc	Tan Productions Inc	2	\$16,445.00	\$8,222.50	\$0.00	50.00%
<i>Freeport Police Benevolent Association</i>	<i>Tan Productions Inc</i>	<i>2</i>	<i>\$11,705.00</i>	<i>\$5,852.50</i>	<i>\$0.00</i>	<i>50.00%</i>
Glen Cove City Police Benevolent Association Inc	Tan Productions Inc	2	\$38,660.00	\$19,330.00	\$0.00	50.00%
Hempstead Police Benevolent Association Inc	Island Marketing Concepts Inc	2	\$226,198.00	\$56,549.50	\$0.00	25.00%
<i>Knights of Columbus-Monsignor Delaney Council #5983</i>	<i>Campaign Center Inc (The)</i>	<i>2</i>	<i>\$10,360.00</i>	<i>\$2,590.00</i>	<i>\$0.00</i>	<i>25.00%</i>
Long Island Coalition for Life Inc	MDS Communications Corporation	2	\$57,649.00	\$39,317.00	\$12,036.00	68.20%

DATA OBTAINED FROM INTERIM AND CLOSING STATEMENTS FILED BY PROFESSIONAL FUND RAISERS

CHARITABLE ORGANIZATION	PROFESSIONAL FUND RAISER	GEO. AREA	GROSS RECEIPTS	NET TO CHARITY	UNCOLLECTED PLEDGES	% TO CHARITY
<i>Long Island Responds</i>	<i>Mure Associates Inc</i>	2	\$199,547.00	\$19,954.70	\$0.00	10.00%
<i>Long Island State Park Police Benevolent Association Inc</i>	<i>Campaign Center Inc (The)</i>	2	\$267,572.00	\$66,893.00	\$0.00	25.00%
Lynbrook Police Benevolent Association Inc	Island Marketing Concepts Inc	2	\$65,175.00	\$19,552.50	\$0.00	30.00%
<i>Manor Park Seniors Ltd</i>	<i>Campaign Center Inc (The)</i>	2	\$33,552.00	\$8,388.00	\$0.00	25.00%
<i>Marine Corps League-Huntington Long Island Detachment</i>	<i>Campaign Center Inc (The)</i>	2	\$46,767.00	\$10,675.00	\$0.00	22.83%
<i>Nassau County Council Veterans of Foreign Wars of the United States Inc</i>	<i>Campaign Center Inc (The)</i>	2	\$181,006.00	\$36,201.00	\$0.00	20.00%
Nassau County Detectives Law Enforcement Night Committee	Island Marketing Concepts Inc	2	\$13,785.00	\$3,446.25	\$0.00	25.00%
Nassau Police Conference Inc	Island Marketing Concepts Inc	2	\$488,315.00	\$130,000.00	\$0.00	26.62%
New York AMVETS Inc	Xentel America Inc	2	\$387,528.33	\$12,000.00	\$0.00	3.10%
New York State Association of PBA's Inc	Civic Development Group LLC	2	\$2,402,686.00	\$361,784.00	\$0.00	15.06%
<i>New York State Association of PBA's Inc</i>	<i>Mac Communications (MacDonald, John T)</i>	2	\$167,363.59	\$52,608.87	\$0.00	31.43%
<i>New York State Association of PBA's Inc</i>	<i>Midwest Publishing-DN Inc</i>	2	\$501,041.66	\$85,177.08	\$0.00	17.00%
<i>New York State Association of PBA's Inc</i>	<i>New Liberty Promotions Inc</i>	2	\$133,484.20	\$20,022.63	\$0.00	15.00%
New York State Park Police PBA Inc	Northeastern Advertising (Morgan, William J)	2	\$5,965.00	\$2,087.75	\$0.00	35.00%
New York State Park Police PBA Inc	Northeastern Advertising (Morgan, William J)	2	\$11,275.00	\$4,510.00	\$0.00	40.00%
New York State Park Police PBA Inc	Suffolk Productions Inc	2	\$89,715.00	\$22,429.00	\$0.00	25.00%
<i>New York Veteran Police Association Inc</i>	<i>New Age Services Ltd</i>	2	\$153,108.00	\$22,966.20	\$199,040.00	15.00%
North Shore Animal League America Inc	MDS Communications Corporation	2	\$21,267.00	\$4,990.00	\$11,839.00	23.46%
North Shore Animal League America Inc	Public Interest Communications Inc	2	\$67,460.00	(\$107,374.79)	\$47,347.00	-159.17%
Patrolman's Benevolent Association of Southampton Town Inc	Tan Productions Inc	2	\$53,800.00	\$29,590.00	\$0.00	55.00%

DATA OBTAINED FROM INTERIM AND CLOSING STATEMENTS FILED BY PROFESSIONAL FUND RAISERS

CHARITABLE ORGANIZATION	PROFESSIONAL FUND RAISER	GEO. AREA	GROSS RECEIPTS	NET TO CHARITY	UNCOLLECTED PLEDGES	% TO CHARITY
Patrolmen's Benevolent Association of Long Beach New York Inc	Suffolk Productions Inc	2	\$50,125.00	\$20,050.00	\$0.00	40.00%
Police Athletic Team of Suffolk County Inc	Suffolk Productions Inc	2	\$44,353.00	\$12,419.00	\$0.00	28.00%
<i>Port Washington Police Athletic League Inc</i>	<i>Tan Productions Inc</i>	2	<i>\$30,375.00</i>	<i>\$15,187.50</i>	<i>\$0.00</i>	<i>50.00%</i>
Port Washington Police Benevolent Association Inc	Tan Productions Inc	2	\$47,519.00	\$23,759.50	\$0.00	50.00%
<i>Retired Police Association of the State of New York Inc</i>	<i>Data Communications Inc</i>	2	<i>\$19,300.00</i>	<i>\$2,895.00</i>	<i>\$0.00</i>	<i>15.00%</i>
Riverhead Police Benevolent Association Inc	Tan Productions Inc	2	\$32,065.00	\$16,353.15	\$0.00	51.00%
<i>Suffolk County Council Veterans of Foreign Wars of the United States Inc</i>	<i>Campaign Center Inc (The)</i>	2	<i>\$138,215.00</i>	<i>\$27,643.00</i>	<i>\$0.00</i>	<i>20.00%</i>
Suffolk County Deputy Sheriff's Benevolent Association	Gotham Productions Inc	2	\$27,938.00	\$9,000.00	\$0.00	32.21%
<i>Suffolk County Detachment Marine Corps League</i>	<i>Campaign Center Inc (The)</i>	2	<i>\$126,409.00</i>	<i>\$25,282.00</i>	<i>\$0.00</i>	<i>20.00%</i>
<i>Suffolk County Detective Investigators Police Benevolent Association</i>	<i>D & D Telemarketing Inc</i>	2	<i>\$119,670.00</i>	<i>\$40,914.00</i>	<i>\$0.00</i>	<i>34.19%</i>
<i>Suffolk County Detectives Association Inc</i>	<i>Suffolk Productions Inc</i>	2	<i>\$163,811.00</i>	<i>\$57,334.00</i>	<i>\$0.00</i>	<i>35.00%</i>
<i>Suffolk County Police Athletic League Inc</i>	<i>Campaign Center Inc (The)</i>	2	<i>\$328,629.00</i>	<i>\$82,157.00</i>	<i>\$0.00</i>	<i>25.00%</i>
Suffolk County Police Athletic League Inc	D & D Telemarketing Inc	2	\$125,810.00	\$50,524.00	\$0.00	40.16%
Suffolk County Police Conference Inc	Tan Productions Inc	2	\$13,750.00	\$0.00	\$0.00	0.00%
Suffolk County Police Conference Inc	Tan Productions Inc	2	\$99,005.00	\$29,701.50	\$0.00	30.00%
Suffolk County Police Memorial Fund Inc	D & D Telemarketing Inc	2	\$114,360.00	\$46,432.00	\$0.00	40.60%
<i>Suffolk County Veteran Halfway House Project Inc</i>	<i>Mure Associates Inc</i>	2	<i>\$53,610.00</i>	<i>\$10,722.00</i>	<i>\$0.00</i>	<i>20.00%</i>
Uniformed Court Officers Association of Suffolk County	Tan Productions Inc	2	\$62,490.00	\$18,747.00	\$0.00	30.00%
United Breast Cancer Foundation	Capital District Callers Inc	2	\$29,656.00	\$14,828.00	\$0.00	50.00%
United States Police Canine Association/Region #7	Stage Door Music Productions Inc	2	\$288,184.64	\$63,400.62	\$0.00	22.00%
United Way of Long Island Inc	Suffolk Productions Inc	2	\$56,569.00	\$14,142.00	\$0.00	25.00%

DATA OBTAINED FROM INTERIM AND CLOSING STATEMENTS FILED BY PROFESSIONAL FUND RAISERS

CHARITABLE ORGANIZATION	PROFESSIONAL FUND RAISER	GEO. AREA	GROSS RECEIPTS	NET TO CHARITY	UNCOLLECTED PLEDGES	% TO CHARITY
<i>Vietnam Veterans of America-Chapter #11 Suffolk NY Inc</i>	<i>Mure Associates Inc</i>	2	\$153,028.00	\$33,666.16	\$0.00	22.00%
Vietnam Veterans of America-Chapter #82 Hicksville NY	Suffolk Productions Inc	2	\$19,873.00	\$4,968.00	\$0.00	25.00%
Village of Hempstead Police Activity League	Island Marketing Concepts Inc	2	\$52,457.00	\$15,737.10	\$0.00	30.00%
<i>Association of Graduates of the US Military Academy</i>	<i>IDC Ltd</i>	3	\$2,377,384.26	\$1,988,100.87	\$506,625.23	83.63%
<i>Association of New York Police Officers Inc</i>	<i>New Age Services Ltd</i>	3	\$635,756.00	\$95,363.40	\$714,240.00	15.00%
Consumers Union of United States Inc	Lester Inc	3	\$392,213.00	\$232,158.00	\$335,740.00	59.19%
Correction Officers Benevolent Association of Rockland County Inc	National Benefit Company	3	\$106,580.00	\$37,303.00	\$0.00	35.00%
Croton Police Association Inc	Community Services Inc	3	\$48,163.00	\$20,228.46	\$0.00	42.00%
Dutchess County Correction Officers Benevolent Association	Stage Door Music Productions Inc	3	\$125,191.21	\$25,038.24	\$0.00	20.00%
Eastchester Police Benevolent Association	JNK Enterprises Inc	3	\$59,685.00	\$17,905.50	\$0.00	30.00%
<i>Greenburgh Uniformed Firefighters Association Inc</i>	<i>S & M Enterprises Inc</i>	3	\$46,910.00	\$15,000.00	\$900.00	31.98%
<i>Haverstraw Police Athletic League Inc</i>	<i>Stage Door Music Productions Inc</i>	3	\$131,273.81	\$22,316.55	\$0.00	17.00%
Hudson Valley Volunteer Firemens Association	Royalty Services Inc	3	\$27,926.00	\$12,110.50	\$0.00	43.37%
<i>Hughsonville Fire Company</i>	<i>Stage Door Music Productions Inc</i>	3	\$47,620.23	\$8,372.86	\$0.00	17.58%
Kingston Police Benevolent Association	Gotham Productions Inc	3	\$60,649.00	\$15,162.25	\$0.00	25.00%
<i>Kingston Police Gold Shield Society</i>	<i>Gotham Productions Inc</i>	3	\$45,377.00	\$12,705.56	\$0.00	28.00%
<i>Lake Mohegan Professional Fire Fighters Association Inc</i>	<i>S & M Enterprises Inc</i>	3	\$33,605.00	\$10,081.50	\$700.00	30.00%
March of Dimes Birth Defects Foundation	Infocision Management Corporation	3	\$59,542.74	\$15,383.16	\$0.00	25.84%
Middletown Fire Police	Stage Door Music Productions Inc	3	\$57,049.00	\$11,411.80	\$0.00	20.00%
Middletown NY Police Benevolent Association	Stage Door Music Productions Inc	3	\$88,671.15	\$17,734.23	\$0.00	20.00%
Middletown NY Police Benevolent Association	Stage Door Music Productions Inc	3	\$88,088.27	\$17,617.65	\$0.00	20.00%
Mt Kisco Police Benevolent Association	JNK Enterprises Inc	3	\$85,555.00	\$25,666.50	\$0.00	30.00%

DATA OBTAINED FROM INTERIM AND CLOSING STATEMENTS FILED BY PROFESSIONAL FUND RAISERS

CHARITABLE ORGANIZATION	PROFESSIONAL FUND RAISER	GEO. AREA	GROSS RECEIPTS	NET TO CHARITY	UNCOLLECTED PLEDGES	% TO CHARITY
<i>New York Police Chief's Benevolent Association Inc</i>	<i>New Liberty Promotions Inc</i>	3	\$984,526.20	\$157,524.19	\$0.00	16.00%
New York State Crime Stoppers Inc	Royalty Services Inc	3	\$11,145.00	\$1,671.75	\$0.00	15.00%
New York State Union of Police Associations Inc	Xentel America Inc	3	\$374,925.76	\$71,995.00	\$0.00	19.20%
<i>New York Vietnam Veterans Foundation Inc</i>	<i>Xentel Inc</i>	3	\$325,426.65	\$60,000.00	\$0.00	18.44%
Orange County Deputy Sheriffs Police Benevolent Association	Gotham Productions Inc	3	\$72,780.00	\$18,195.00	\$0.00	25.00%
Orange County K-9 Association Inc	Stage Door Music Productions Inc	3	\$103,504.00	\$20,700.80	\$0.00	20.00%
<i>Ossining Police Athletic League</i>	<i>Spotlight Music Productions Inc</i>	3	\$96,604.00	\$28,981.20	\$0.00	30.00%
Peekskill Police Association Inc	Starlet Music Productions (Corbett, Herbert)	3	\$75,267.00	\$22,500.00	\$0.00	29.89%
<i>Pleasantville New York Police Benevolent Association Inc</i>	<i>S & M Enterprises Inc</i>	3	\$42,153.00	\$13,067.43	\$700.00	31.00%
Police Association of the City of Mount Vernon Inc	Holmac Telecommunications Inc	3	\$25,305.00	\$8,857.00	\$0.00	35.00%
<i>Police Athletic League of Yonkers Foundation Inc</i>	<i>TCB Enterprises Inc</i>	3	\$165,000.00	\$57,750.00	\$0.00	35.00%
Police Benevolent Association of the City of White Plains	JNK Enterprises Inc	3	\$94,200.00	\$37,680.00	\$0.00	40.00%
Police Officer Defense Fund of New York State Inc	Xentel America Inc	3	\$35,741.00	\$21,000.00	\$0.00	58.76%
<i>Policemen's Benevolent Association of Westchester County Inc</i>	<i>S & M Enterprises Inc</i>	3	\$90,181.00	\$34,268.78	\$0.00	38.00%
Putnam County Sheriff's Department Police Benevolent Association	Community Services Inc	3	\$53,211.00	\$24,765.50	\$0.00	46.54%
Putnam County Volunteer Firemens Association	Community Services Inc	3	\$81,462.00	\$24,438.60	\$0.00	30.00%
<i>Reserve Police Officers Association</i>	<i>Marketing Squad Inc</i>	3	\$51,455.00	\$7,718.00	\$0.00	15.00%
<i>Rockland County Patrolmens Benevolent Association Inc</i>	<i>National Benefit Company</i>	3	\$169,557.75	\$62,246.46	\$0.00	36.71%
Rockland County Society for the Prevention of Cruelty to Children	Xentel Inc	3	\$1,950.00	\$292.50	\$0.00	15.00%
Rye Country Day School	Lester Inc	3	\$40,070.00	\$32,780.00	\$2,250.00	81.81%

DATA OBTAINED FROM INTERIM AND CLOSING STATEMENTS FILED BY PROFESSIONAL FUND RAISERS

CHARITABLE ORGANIZATION	PROFESSIONAL FUND RAISER	GEO. AREA	GROSS RECEIPTS	NET TO CHARITY	UNCOLLECTED PLEDGES	% TO CHARITY
Scarsdale Patrolmens Benevolent Association	Holmac Telecommunications Inc	3	\$249,984.00	\$91,494.40	\$0.00	36.60%
<i>Sleepy Hollow Police Benevolent Association Inc</i>	<i>S & M Enterprises Inc</i>	3	<i>\$20,305.00</i>	<i>\$7,106.75</i>	<i>\$1,200.00</i>	<i>35.00%</i>
State University of New York New Paltz Foundation Inc	Lester Inc	3	\$2,525.67	(\$7,392.33)	\$3,918.22	-292.69%
Sullivan County Patrolmans Benevolent Association	Mako Enterprises (Grimm, Robert)	3	\$21,546.00	\$6,500.00	\$0.00	30.17%
Sullivan County Probation Officers Association Inc	Mako Enterprises (Grimm, Robert)	3	\$1,070.00	\$321.00	\$0.00	30.00%
Town of Fallsburg Police Benevolent Association	Mako Enterprises (Grimm, Robert)	3	\$17,317.00	\$5,500.00	\$0.00	31.76%
<i>Town of Mt Pleasant Policemen's Benevolent Association</i>	<i>S & M Enterprises Inc</i>	3	<i>\$56,925.00</i>	<i>\$17,075.50</i>	<i>\$500.00</i>	<i>30.00%</i>
<i>Town of Newburgh Policemen's Benevolent Association</i>	<i>Gotham Productions Inc</i>	3	<i>\$82,726.00</i>	<i>\$23,163.28</i>	<i>\$0.00</i>	<i>28.00%</i>
<i>Town of Saugerties Police Benevolent Association</i>	<i>Gotham Productions Inc</i>	3	<i>\$35,912.00</i>	<i>\$10,773.60</i>	<i>\$0.00</i>	<i>30.00%</i>
Town of Wallkill Volunteer Ambulance Corps Inc	Spotlight Music Productions Inc	3	\$33,691.00	\$9,097.00	\$0.00	27.00%
Town Police Fraternity Inc	Starlet Music Productions (Corbett, Herbert)	3	\$44,975.00	\$13,492.50	\$0.00	30.00%
<i>Ulster County Correction Officers Benevolent Association</i>	<i>Stage Door Music Productions Inc</i>	3	<i>\$87,554.00</i>	<i>\$17,510.80</i>	<i>\$0.00</i>	<i>20.00%</i>
<i>Ulster County Sheriff's Employees Association</i>	<i>Stage Door Music Productions Inc</i>	3	<i>\$87,768.00</i>	<i>\$17,553.60</i>	<i>\$0.00</i>	<i>20.00%</i>
<i>Ulster County Volunteer Firemen's Association</i>	<i>Stage Door Music Productions Inc</i>	3	<i>\$91,470.00</i>	<i>\$18,294.00</i>	<i>\$0.00</i>	<i>20.00%</i>
<i>Uniformed Fire Fighters Association of the City of New Rochelle Inc</i>	<i>S & M Enterprises Inc</i>	3	<i>\$60,020.00</i>	<i>\$18,006.00</i>	<i>\$400.00</i>	<i>30.00%</i>
Uniformed Fire Fighters' Association of the City of Mt Vernon NY Inc	D & R Communications (Sadofsky, David)	3	\$71,540.00	\$25,039.00	\$0.00	35.00%
<i>Village of Fishkill Police Benevolent Association</i>	<i>Stage Door Music Productions Inc</i>	3	<i>\$56,888.00</i>	<i>\$9,670.96</i>	<i>\$0.00</i>	<i>17.00%</i>
Village of Saugerties Police Benevolent Association	Insight Enterprises Inc	3	\$28,190.00	\$9,866.50	\$0.00	35.00%
Westchester County Correction Officers Benevolent Association Inc	Spotlight Music Productions Inc	3	\$58,342.00	\$14,717.00	\$0.00	25.23%
<i>Yonkers Police Captains, Lieutenants & Sergeants Benevolent Association</i>	<i>Holmac Telecommunications Inc</i>	3	<i>\$106,249.00</i>	<i>\$37,187.15</i>	<i>\$0.00</i>	<i>35.00%</i>

DATA OBTAINED FROM INTERIM AND CLOSING STATEMENTS FILED BY PROFESSIONAL FUND RAISERS

CHARITABLE ORGANIZATION	PROFESSIONAL FUND RAISER	GEO. AREA	GROSS RECEIPTS	NET TO CHARITY	UNCOLLECTED PLEDGES	% TO CHARITY
Adirondack Council Inc	Share Group Inc	4	\$41,190.00	\$27,593.00	\$0.00	66.99%
<i>Albany County Deputy Sheriffs Police Benevolent Association</i>	<i>Nordel Publishing Inc</i>	4	<i>\$15,252.00</i>	<i>\$5,338.20</i>	<i>\$0.00</i>	<i>35.00%</i>
Albany County Sheriff's Union #775 AFSCME	Stage Door Music Productions Inc	4	\$150,717.00	\$40,000.00	\$0.00	26.54%
American Legion-Sergeant Walter Adams Post #1021	Capital District Callers Inc	4	\$21,658.00	\$10,829.00	\$0.00	50.00%
Amsterdam Police Benevolent Association	Gotham Productions Inc	4	\$47,265.00	\$12,500.00	\$0.00	26.45%
Ballston Spa Police Benevolent Association	Stage Door Music Productions Inc	4	\$47,425.17	\$14,000.00	\$0.00	29.52%
Colonie Police Benevolent Association Inc	Nordel Publishing Inc	4	\$165,921.50	\$86,700.95	\$0.00	52.25%
Columbia County Correction Officers Local #3828	Stage Door Music Productions Inc	4	\$70,862.00	\$15,589.64	\$0.00	22.00%
<i>Cornerstone Soup Kitchen & Food Pantry Inc</i>	<i>Royalty Services Inc</i>	4	<i>\$156,781.00</i>	<i>\$47,034.30</i>	<i>\$0.00</i>	<i>30.00%</i>
Department of New York Veterans of Foreign Wars of the United States Inc	Marketing Squad Inc	4	\$391,608.00	\$58,741.00	\$0.00	15.00%
<i>Department of New York Veterans of Foreign Wars of the United States Inc</i>	<i>Xentel Inc</i>	4	<i>\$411,022.98</i>	<i>\$61,653.44</i>	<i>\$0.00</i>	<i>15.00%</i>
Empire State College Foundation Inc	Lester Inc	4	\$112,668.00	\$56,760.00	\$81,300.00	50.38%
Enlisted Association of the New York National Guard	Heritage Company Inc (The)	4	\$50,167.00	\$16,815.70	\$129,873.00	33.52%
Food Pantries for the Capital District Inc	Capital District Callers Inc	4	\$250,344.00	\$150,206.40	\$0.00	60.00%
Glens Falls Police Benevolent Association	Royalty Services Inc	4	\$41,051.00	\$10,262.75	\$0.00	25.00%
<i>Glenville Police Benevolent Association</i>	<i>Nordel Publishing Inc</i>	4	<i>\$40,172.92</i>	<i>\$18,077.82</i>	<i>\$0.00</i>	<i>45.00%</i>
Hunger Action Network of New York State	Capital District Callers Inc	4	\$85,927.00	\$47,259.85	\$0.00	55.00%
Marine Corps League-Captain William Dale O'Brien Detachment	Capital District Callers Inc	4	\$18,541.50	\$10,197.83	\$0.00	55.00%
Marine Corps League-Electric City Detachment	Capital District Callers Inc	4	\$21,028.00	\$11,565.40	\$0.00	55.00%
Marine Corps League-Troy Detachment Inc	Capital District Callers Inc	4	\$18,541.50	\$10,197.83	\$0.00	55.00%

DATA OBTAINED FROM INTERIM AND CLOSING STATEMENTS FILED BY PROFESSIONAL FUND RAISERS

CHARITABLE ORGANIZATION	PROFESSIONAL FUND RAISER	GEO. AREA	GROSS RECEIPTS	NET TO CHARITY	UNCOLLECTED PLEDGES	% TO CHARITY
<i>Mountain Lake Public Telecommunications Council Inc (WCFE)</i>	<i>ComNet Marketing Group Inc</i>	4	\$36,152.00	\$17,978.75	\$0.00	49.73%
Narcotic Enforcement Officers Association Inc	Civic Development Group LLC	4	\$62,527.00	\$8,898.00	\$0.00	14.23%
<i>New York State Association of Chiefs of Police Inc</i>	<i>Suffolk Productions Inc</i>	4	\$607,810.00	\$182,343.00	\$0.00	30.00%
<i>New York State Association of Chiefs of Police Inc</i>	<i>Xentel Inc</i>	4	\$356,171.00	\$71,234.20	\$776,898.00	20.00%
New York State Corrections Emerald Society Inc	Gotham Productions Inc	4	\$20,107.50	\$5,026.87	\$0.00	25.00%
New York State Right to Life Committee Inc	MDS Communications Corporation	4	\$257,228.00	\$139,134.00	\$93,519.00	54.09%
Newland-Wood Fire Company of the Stillwater Fire Department	Royalty Services Inc	4	\$25,803.00	\$10,000.00	\$0.00	38.76%
Niskayuna Police Benevolent Association Inc	Nordel Publishing Inc	4	\$68,463.00	\$27,566.50	\$0.00	40.26%
Northeast Mobile Search and Rescue Inc	Capital District Callers Inc	4	\$40,889.00	\$22,488.95	\$0.00	55.00%
NYST Benefit Fund Inc	Trooper Publishing Inc	4	\$330,180.26	\$96,138.51	\$0.00	29.12%
Oriental Temple AONMS	Royalty Services Inc	4	\$135,127.00	\$40,000.00	\$0.00	29.60%
<i>Police Conference of New York Inc</i>	<i>Holmac Telecommunications Inc</i>	4	\$262,560.00	\$78,768.00	\$0.00	30.00%
<i>Police Conference of New York Inc</i>	<i>Xentel Inc</i>	4	\$708,352.00	\$141,670.40	\$0.00	20.00%
Rensselaer County Deputy Sheriffs Police Benevolent Association	Gotham Productions Inc	4	\$62,215.00	\$18,664.50	\$0.00	30.00%
Saratoga County Deputy Sheriffs Benevolent Association	Stage Door Music Productions Inc	4	\$119,770.89	\$32,442.61	\$0.00	27.09%
<i>Saratoga County Deputy Sheriffs PBA</i>	<i>Nordel Publishing Inc</i>	4	\$51,348.00	\$23,106.60	\$0.00	45.00%
Schenectady County Sheriffs Benevolent Association	Gotham Productions Inc	4	\$119,306.25	\$44,000.00	\$0.00	36.88%
<i>Schenectady Police Benevolent Association</i>	<i>Gotham Productions Inc</i>	4	\$131,200.50	\$35,000.00	\$0.00	26.68%
<i>Scotia Patrolmens Benevolent Association Inc</i>	<i>Gotham Productions Inc</i>	4	\$26,045.00	\$7,859.00	\$0.00	30.17%
South Glens Falls Police Benevolent Association	Royalty Services Inc	4	\$7,808.00	\$2,342.40	\$0.00	30.00%
<i>Special Olympics New York Inc</i>	<i>Heritage Company Inc (The)</i>	4	\$1,417,197.32	\$1,023,747.82	\$503,120.24	72.24%

DATA OBTAINED FROM INTERIM AND CLOSING STATEMENTS FILED BY PROFESSIONAL FUND RAISERS

CHARITABLE ORGANIZATION	PROFESSIONAL FUND RAISER	GEO. AREA	GROSS RECEIPTS	NET TO CHARITY	UNCOLLECTED PLEDGES	% TO CHARITY
Stop the Violence Inc	Capital District Callers Inc	4	\$34,127.00	\$17,063.50	\$0.00	50.00%
Stop the Violence Inc	Marketing Squad Inc	4	\$275,495.00	\$41,774.00	\$0.00	15.16%
Supplemental Food Providers Inc	Royalty Services Inc	4	\$12,082.00	\$3,624.60	\$0.00	30.00%
<i>Troy Uniformed Firefighters Association Inc</i>	<i>Nordel Publishing Inc</i>	4	<i>\$9,447.00</i>	<i>\$4,723.50</i>	<i>\$0.00</i>	<i>50.00%</i>
<i>Vanished Children's Alliance</i>	<i>Heritage Company Inc (The)</i>	4	<i>\$871,570.54</i>	<i>\$251,349.91</i>	<i>\$462,948.00</i>	<i>28.84%</i>
<i>WMHT Educational Telecommunications Inc</i>	<i>ComNet Marketing Group Inc</i>	4	<i>\$78,966.00</i>	<i>\$31,889.76</i>	<i>\$0.00</i>	<i>40.38%</i>
<i>American Legion-Dunbar Post # 1642</i>	<i>Marketing Squad Inc</i>	5	<i>\$41,184.00</i>	<i>\$8,237.00</i>	<i>\$0.00</i>	<i>20.00%</i>
Binghamton Police Benevolent Association Inc	Northeastern Advertising (Morgan, William J)	5	\$81,902.50	\$40,951.25	\$0.00	50.00%
Binghamton Police Supervisors Association Inc	Northeastern Advertising (Morgan, William J)	5	\$12,906.00	\$6,453.00	\$0.00	50.00%
Broome County Humane Society and Relief Association	Northeastern Advertising (Morgan, William J)	5	\$33,967.00	\$10,190.10	\$0.00	30.00%
Broome County Sheriffs Law Enforcement Officers Association	Northeastern Advertising (Morgan, William J)	5	\$48,182.00	\$24,091.00	\$0.00	50.00%
Cayuga County Deputy Sheriff's Benevolent Association	Event Marketing (Narde, James E)	5	\$45,018.00	\$18,907.56	\$0.00	42.00%
<i>Central New York Firemen's Association Inc</i>	<i>Caring People Enterprises Inc</i>	5	<i>\$122,278.50</i>	<i>\$32,948.91</i>	<i>\$0.00</i>	<i>26.95%</i>
Central Square Recreation Baseball League Inc	Municipal Marketing (Forsyth, David)	5	\$27,487.50	\$9,620.62	\$0.00	35.00%
Chenango County Law Enforcement Association	Event Marketing (Narde, James E)	5	\$29,065.00	\$10,172.65	\$0.00	35.00%
Cicero Police Benevolent Association Inc	Northeastern Advertising (Morgan, William J)	5	\$3,875.00	\$1,550.00	\$0.00	40.00%
Deputy Sheriff's Benevolent Association of Onondaga County Inc	Stage Door Music Productions Inc	5	\$85,961.17	\$15,473.01	\$0.00	18.00%
East Syracuse Police Benevolent Association	Municipal Marketing (Forsyth, David)	5	\$51,779.00	\$16,000.00	\$0.00	30.90%
<i>Employees Union Tompkins County Sheriff Department</i>	<i>Event Marketing (Narde, James E)</i>	5	<i>\$50,473.00</i>	<i>\$25,236.50</i>	<i>\$0.00</i>	<i>50.00%</i>
Endicott Police Benevolent Association Inc	Event Marketing (Narde, James E)	5	\$32,066.00	\$12,185.08	\$0.00	38.00%
Fulton Police Benevolent Association	Badge Publications (Littlejohn, James N)	5	\$37,238.00	\$13,033.30	\$0.00	35.00%
Herkimer County Volunteer Firemens Association Inc	Municipal Marketing (Forsyth, David)	5	\$18,485.00	\$5,000.00	\$0.00	27.05%

DATA OBTAINED FROM INTERIM AND CLOSING STATEMENTS FILED BY PROFESSIONAL FUND RAISERS

CHARITABLE ORGANIZATION	PROFESSIONAL FUND RAISER	GEO. AREA	GROSS RECEIPTS	NET TO CHARITY	UNCOLLECTED PLEDGES	% TO CHARITY
Jefferson County Deputy Sheriff Association	Stage Door Music Productions Inc	5	\$94,991.50	\$18,996.30	\$0.00	20.00%
Johnson City Police Association	Northeastern Advertising (Morgan, William J)	5	\$28,500.00	\$11,400.00	\$0.00	40.00%
Kalurah Temple AAONMS	Royalty Services Inc	5	\$53,803.00	\$17,202.28	\$0.00	31.97%
Lake City Police Club	Badge Publications (Littlejohn, James N)	5	\$45,598.00	\$15,959.30	\$0.00	35.00%
Mattydale Liverpool North Syracuse Vikings Inc	Municipal Marketing (Forsyth, David)	5	\$17,150.00	\$5,145.00	\$0.00	30.00%
McLean Fire Department Inc	Northeastern Advertising (Morgan, William J)	5	\$16,080.00	\$6,432.00	\$0.00	40.00%
<i>New York State Deputies Association Inc</i>	<i>Midwest Publishing-DN Inc</i>	5	<i>\$338,974.39</i>	<i>\$57,625.65</i>	<i>\$0.00</i>	<i>17.00%</i>
North Syracuse Police Benevolent Association	Municipal Marketing (Forsyth, David)	5	\$47,748.00	\$19,855.20	\$0.00	41.58%
<i>Northern New York Volunteer Firemens Association Inc</i>	<i>Caring People Enterprises Inc</i>	5	<i>\$98,840.50</i>	<i>\$19,849.70</i>	<i>\$0.00</i>	<i>20.08%</i>
<i>Norwich Police Benevolent Association</i>	<i>Event Marketing (Narde, James E)</i>	5	<i>\$39,077.00</i>	<i>\$13,676.95</i>	<i>\$0.00</i>	<i>35.00%</i>
Oneida County Volunteer Fire Police Association	Municipal Marketing (Forsyth, David)	5	\$55,588.50	\$13,897.12	\$0.00	25.00%
Oneonta Police Benevolent Association	Event Marketing (Narde, James E)	5	\$45,949.25	\$17,460.72	\$0.00	38.00%
Onondaga County Deputy Sheriffs Police Association Inc	Municipal Marketing (Forsyth, David)	5	\$109,443.00	\$43,777.20	\$0.00	40.00%
Oswego County Lodge-NYS Lodge #1 of the Fraternal Order of Police	Citizens We Care	5	\$62,554.00	\$15,638.50	\$12,908.00	25.00%
Otsego County Deputy Sheriffs Police Benevolent Association	Event Marketing (Narde, James E)	5	\$45,659.00	\$15,980.65	\$0.00	35.00%
<i>Owego Police Benevolent Association</i>	<i>Vee Concepts of New York Inc</i>	5	<i>\$16,570.00</i>	<i>\$5,799.50</i>	<i>\$4,900.00</i>	<i>35.00%</i>
<i>Potsdam Police Protective Association</i>	<i>Stage Door Music Productions Inc</i>	5	<i>\$28,912.00</i>	<i>\$5,204.16</i>	<i>\$0.00</i>	<i>18.00%</i>
<i>Public Broadcasting Council of Central NY Inc (WCNY)</i>	<i>ComNet Marketing Group Inc</i>	5	<i>\$31,717.00</i>	<i>\$13,231.00</i>	<i>\$0.00</i>	<i>41.72%</i>
<i>Sheriff's Silver Star Association Inc</i>	<i>Stage Door Music Productions Inc</i>	5	<i>\$120,844.00</i>	<i>\$27,794.12</i>	<i>\$0.00</i>	<i>23.00%</i>
Southern Tier Canine Association Inc	Northeastern Advertising (Morgan, William J)	5	\$25,637.00	\$12,818.50	\$0.00	50.00%
<i>Vestal Police Benevolent Association Inc</i>	<i>Event Marketing (Narde, James E)</i>	5	<i>\$55,574.00</i>	<i>\$21,118.12</i>	<i>\$0.00</i>	<i>38.00%</i>
Watertown Police Benevolent Association	Stage Door Music Productions Inc	5	\$92,155.37	\$18,431.07	\$0.00	20.00%

DATA OBTAINED FROM INTERIM AND CLOSING STATEMENTS FILED BY PROFESSIONAL FUND RAISERS

CHARITABLE ORGANIZATION	PROFESSIONAL FUND RAISER	GEO. AREA	GROSS RECEIPTS	NET TO CHARITY	UNCOLLECTED PLEDGES	% TO CHARITY
Waverly Police Benevolent Association	Vee Concepts of New York Inc	5	\$21,605.00	\$7,129.65	\$12,000.00	33.00%
<i>WSKG Public Telecommunications Council</i>	<i>ComNet Marketing Group Inc</i>	5	<i>\$21,949.50</i>	<i>\$10,775.55</i>	<i>\$0.00</i>	<i>49.09%</i>
Aeneas McDonald Police Benevolent Association	Vee Concepts of New York Inc	6	\$61,935.00	\$22,500.60	\$0.00	36.33%
AIDS Rochester Inc	Marketing Squad Inc	6	\$133,946.00	\$37,500.00	\$0.00	28.00%
Big Flats Masonic Lodge #378	Theodore Productions Inc	6	\$9,008.00	\$1,001.00	\$2,228.00	11.11%
Chemung County Corrections Officers Local #3978	Northeastern Advertising (Morgan, William J)	6	\$20,420.00	\$10,210.00	\$0.00	50.00%
Chemung County Deputy Sheriffs Association	Event Marketing (Narde, James E)	6	\$64,309.00	\$27,009.78	\$0.00	42.00%
Chemung County Emergency Protective Inc	Northeastern Advertising (Morgan, William J)	6	\$12,285.00	\$3,685.50	\$0.00	30.00%
Dazzle School of Visual and Performing Arts Inc	Caring People Enterprises Inc	6	\$60,270.00	\$15,067.50	\$0.00	25.00%
<i>Deputies Association of the County of Steuben</i>	<i>Event Marketing (Narde, James E)</i>	6	<i>\$62,488.00</i>	<i>\$28,119.60</i>	<i>\$0.00</i>	<i>45.00%</i>
<i>Eastridge Kiwanis Charitable Foundation Inc</i>	<i>Marketing Squad Inc</i>	6	<i>\$41,659.00</i>	<i>\$10,415.00</i>	<i>\$0.00</i>	<i>25.00%</i>
<i>Elmira Heights Police Benevolent Association Inc</i>	<i>Event Marketing (Narde, James E)</i>	6	<i>\$41,691.00</i>	<i>\$15,842.58</i>	<i>\$0.00</i>	<i>38.00%</i>
Elmira New York Police Benevolent Association	Northeastern Advertising (Morgan, William J)	6	\$65,292.50	\$32,646.25	\$0.00	50.00%
Farm Sanctuary Inc	Aria Communications Corporation	6	\$33,243.00	\$1,924.58	\$18,622.00	5.79%
<i>Greater Rochester Junior Chamber of Commerce Inc</i>	<i>Marketing Squad Inc</i>	6	<i>\$179,035.00</i>	<i>\$32,669.00</i>	<i>\$0.00</i>	<i>18.25%</i>
<i>Greece Police Gold Badge Club</i>	<i>Stage Door Music Productions Inc</i>	6	<i>\$138,611.48</i>	<i>\$36,583.44</i>	<i>\$0.00</i>	<i>26.39%</i>
Horseheads Police Benevolent Association Inc	Event Marketing (Narde, James E)	6	\$58,277.00	\$26,224.65	\$0.00	45.00%
Margaret Woodbury Strong Museum	Telecomp Inc	6	\$18,349.00	\$1,783.00	\$0.00	9.72%
Monroe County Volunteer Firemen's Association Inc	Northeastern Advertising (Morgan, William J)	6	\$5,820.00	\$2,328.00	\$0.00	40.00%
N. Y. S. Environmental Conservation Police P.B.A. Inc	Northeastern Advertising (Morgan, William J)	6	\$15,260.00	\$6,104.00	\$0.00	40.00%
New York Law Enforcement Association Inc	Stage Door Music Productions Inc	6	\$204,588.23	\$44,055.29	\$0.00	21.53%
North Greece Fire Fighters Association Local #3827 IAFF AFL CIO Inc	Stage Door Music Productions Inc	6	\$53,283.00	\$10,656.60	\$0.00	20.00%

DATA OBTAINED FROM INTERIM AND CLOSING STATEMENTS FILED BY PROFESSIONAL FUND RAISERS

CHARITABLE ORGANIZATION	PROFESSIONAL FUND RAISER	GEO. AREA	GROSS RECEIPTS	NET TO CHARITY	UNCOLLECTED PLEDGES	% TO CHARITY
Planned Parenthood of the Rochester Syracuse Region Inc	MJM & Associates Inc	6	\$22,335.00	\$14,772.55	\$12,082.00	66.14%
Planned Parenthood of the Rochester Syracuse Region Inc	MJM & Associates Inc	6	\$37,749.00	\$13,705.79	\$23,916.00	36.31%
Rochester Philharmonic Orchestra Inc	Telecomp Inc	6	\$591,402.00	\$478,547.60	\$0.00	80.92%
<i>Rochester Philharmonic Orchestra Inc</i>	<i>Telecomp Inc</i>	6	<i>\$294,371.08</i>	<i>\$240,625.27</i>	<i>\$0.00</i>	<i>81.74%</i>
Schuyler County Deputy Sheriffs Association Inc	Vee Concepts of New York Inc	6	\$62,659.00	\$22,557.24	\$0.00	36.00%
Southside Cyclones Football Club Inc	Caring People Enterprises Inc	6	\$28,919.00	\$7,414.00	\$0.00	25.64%
<i>Southwest Rochester Kiwanis Foundation Inc</i>	<i>Marketing Squad Inc</i>	6	<i>\$41,240.00</i>	<i>\$8,248.00</i>	<i>\$0.00</i>	<i>20.00%</i>
<i>Watkins Glen Police Benevolent Association Inc</i>	<i>Northeastern Advertising (Morgan, William J)</i>	6	<i>\$31,397.50</i>	<i>\$14,128.88</i>	<i>\$0.00</i>	<i>45.00%</i>
<i>Western New York Volunteer Firemens Association</i>	<i>Caring People Enterprises Inc</i>	6	<i>\$81,853.00</i>	<i>\$28,648.55</i>	<i>\$0.00</i>	<i>35.00%</i>
<i>WXXI Public Broadcasting Council</i>	<i>Phone Bank Systems Inc</i>	6	<i>\$152,902.71</i>	<i>\$94,204.22</i>	<i>\$68,178.29</i>	<i>61.61%</i>
Albion Emergency Squad Inc	Spotlight Music Productions Inc	7	\$34,949.00	\$9,012.00	\$0.00	25.79%
Allegany County Deputy Sheriffs Association	Event Marketing (Narde, James E)	7	\$49,710.00	\$17,398.50	\$0.00	35.00%
American Legion 1999 Convention Corporation of Binghamton NY (New York State American Legion Convention 2005)	Marketing Squad Inc	7	\$417,231.00	\$62,585.00	\$0.00	15.00%
Badge and Shield Club Inc	Campaign Headquarters Inc	7	\$86,152.00	\$27,891.44	\$0.00	32.37%
<i>Batavia Police Benevolent Association</i>	<i>Niagara Frontier Advertising Associates Inc</i>	7	<i>\$15,630.00</i>	<i>\$10,000.00</i>	<i>\$0.00</i>	<i>63.98%</i>
Buffalo Philharmonic Orchestra Society Inc	Phoenix Resource Group Inc	7	\$631,304.00	\$407,304.00	\$0.00	64.52%
Buffalo Police Benevolent Association Inc	Campaign Headquarters Inc	7	\$148,395.00	\$48,970.35	\$0.00	33.00%
Buffalo Police Benevolent Association Inc	Campaign Headquarters Inc	7	\$51,342.11	\$11,295.27	\$0.00	22.00%
Cattaraugus County Sheriff's Employees' Benevolent Association	Event Marketing (Narde, James E)	7	\$55,565.50	\$19,447.92	\$0.00	35.00%
Cayuga Club Police Benevolent Association Inc	Spotlight Music Productions Inc	7	\$57,634.00	\$19,066.00	\$0.00	33.08%
Cheektowaga Police Captains and Lieutenants Association	Civic Partners (Warburton, Donald)	7	\$100,963.00	\$20,196.00	\$0.00	20.00%

DATA OBTAINED FROM INTERIM AND CLOSING STATEMENTS FILED BY PROFESSIONAL FUND RAISERS

CHARITABLE ORGANIZATION	PROFESSIONAL FUND RAISER	GEO. AREA	GROSS RECEIPTS	NET TO CHARITY	UNCOLLECTED PLEDGES	% TO CHARITY
<i>Cheektowaga Police Club Inc</i>	<i>Niagara Frontier Advertising Associates Inc</i>	7	\$42,190.00	\$13,850.00	\$0.00	32.83%
<i>City of Tonawanda Frontier Police Club</i>	<i>Niagara Frontier Advertising Associates Inc</i>	7	\$9,845.00	\$10,000.00	\$0.00	101.57%
Crime Prevention Association of Western New York Inc	Stage Door Music Productions Inc	7	\$32,349.00	\$6,469.80	\$0.00	20.00%
Erie County Association of Chiefs of Police Inc	JMJ Events Inc	7	\$13,075.00	\$16,000.00	\$0.00	122.37%
<i>Hickory Club Patrolmens Benevolent Association Inc</i>	<i>Spotlight Music Productions Inc</i>	7	\$21,705.00	\$6,001.00	\$0.00	27.65%
Kenmore Club Police Benevolent Association Inc	Niagara Frontier Advertising Associates Inc	7	\$17,530.96	\$13,000.00	\$0.00	74.15%
<i>Niagara Falls New York Police Athletic League</i>	<i>Campaign Headquarters Inc</i>	7	\$58,969.50	\$13,562.98	\$0.00	23.00%
<i>Niagara Falls New York Police Athletic League</i>	<i>Campaign Headquarters Inc</i>	7	\$67,280.00	\$22,875.00	\$0.00	34.00%
<i>North Tonawanda Policemen Benevolent Association Inc</i>	<i>Stage Door Music Productions Inc</i>	7	\$18,913.24	\$5,919.91	\$0.00	31.30%
North Tonawanda Professional Firefighters Benevolent Association	Stage Door Music Productions Inc	7	\$34,317.50	\$7,500.00	\$0.00	21.85%
Parents of Retarded Children Camp Fund Inc	Marketing Squad Inc	7	\$210,100.00	\$42,020.00	\$0.00	20.00%
Police Captains and Lieutenants Association of Erie County Inc	Civic Partners (Warburton, Donald)	7	\$102,279.00	\$25,000.00	\$0.00	24.44%
Roswell Park Alliance Foundation	IDC Ltd	7	\$486,555.94	(\$303,512.37)	\$1,118,676.40	-62.38%
<i>Self Help for Hard of Hearing People Western NY Chapter</i>	<i>Marketing Squad Inc</i>	7	\$8,165.00	\$1,225.00	\$0.00	15.00%
South Lockport Fire Company Inc	Spotlight Music Productions Inc	7	\$49,613.00	\$12,404.00	\$0.00	25.00%
<i>Western New York Public Broadcasting Association</i>	<i>Phone Bank Systems Inc</i>	7	\$177,457.36	\$94,588.28	\$31,998.64	53.30%
86 th Promenade Nationale Inc	Heritage Company Inc (The)	8	\$72,391.00	\$20,761.97	\$25,570.00	28.68%
A Child's Fondest Wish Inc	All Star Productions (Messmore, Barbara)	8	\$6,717.00	\$1,343.40	\$4,883.00	20.00%
<i>Adventist Development and Relief Agency International</i>	<i>Infocision Management Corporation</i>	8	\$780,589.36	\$463,629.36	\$0.00	59.39%
African Wildlife Foundation	Infocision Management Corporation	8	\$11,807.00	\$2,793.00	\$0.00	23.66%
Alliance Defense Fund	Infocision Management Corporation	8	\$26,872.94	(\$467.60)	\$0.00	-1.74%
Alliance for Marriage	Infocision Management Corporation	8	\$12,607.74	(\$8.20)	\$0.00	-0.07%

DATA OBTAINED FROM INTERIM AND CLOSING STATEMENTS FILED BY PROFESSIONAL FUND RAISERS

CHARITABLE ORGANIZATION	PROFESSIONAL FUND RAISER	GEO. AREA	GROSS RECEIPTS	NET TO CHARITY	UNCOLLECTED PLEDGES	% TO CHARITY
Alzheimers Disease and Related Disorders Association Inc	Infocision Management Corporation	8	\$66,425.39	\$22,354.42	\$0.00	33.65%
<i>America's Athletes With Disabilities Inc</i>	<i>Contract Communications Inc</i>	8	\$556,664.00	\$94,633.00	\$149,862.00	17.00%
<i>American Association of State Troopers Inc</i>	<i>Safety Publications Inc</i>	8	\$695,878.31	\$139,175.66	\$0.00	20.00%
<i>American Association of the Deaf-Blind</i>	<i>Heritage Company Inc (The)</i>	8	\$978,933.42	\$317,774.95	\$292,144.48	32.46%
American Association of University Women Inc	Outreach Associates Inc	8	\$289,634.00	(\$22,321.00)	\$0.00	-7.71%
<i>American Breast Cancer Foundation Inc</i>	<i>Allan C Hill Productions Inc</i>	8	\$18,358.50	\$2,203.02	\$24,568.00	12.00%
American Breast Cancer Foundation Inc	Royalty Services Inc	8	\$104,390.00	\$13,167.09	\$0.00	12.61%
American Center for Law & Justice Inc	Infocision Management Corporation	8	\$2,528,200.66	\$2,167,468.35	\$0.00	85.73%
<i>American Council of the Blind Inc</i>	<i>Integral Resources Inc</i>	8	\$118,466.66	\$0.00	\$112,912.57	0.00%
<i>American Council of the Blind Inc</i>	<i>Integral Resources Inc</i>	8	\$476,283.43	\$138,996.00	\$150,738.56	29.18%
<i>American Diabetes Association Inc</i>	<i>A. D. P. Publications Inc</i>	8	\$112,840.00	\$25,326.00	\$0.00	22.44%
American Diabetes Association Inc	Infocision Management Corporation	8	\$2,458,248.00	\$1,058,758.80	\$0.00	43.07%
American Farmland Trust	Share Group Inc	8	\$22,080.00	(\$6,399.00)	\$0.00	-28.98%
American Federation of Police and Concerned Citizens	Infocision Management Corporation	8	\$2,316.00	\$0.00	\$0.00	0.00%
American Heart Association	Infocision Management Corporation	8	\$1,393,411.96	\$1,111,219.90	\$0.00	79.75%
American Institute for Cancer Research	Infocision Management Corporation	8	\$1,152,143.43	\$144,434.84	\$0.00	12.54%
American Leprosy Missions Inc	MDS Communications Corporation	8	\$98,534.00	\$69,474.00	\$15,162.00	70.51%
<i>American Veteran Relief Foundation</i>	<i>Standard Call (The) (Sandone, Michael A)</i>	8	\$8,794.80	\$1,495.12	\$0.00	17.00%
AOPA Air Safety Foundation Inc	Telefund Inc	8	\$771,771.48	\$505,588.48	\$217,468.14	65.51%
Appalachian Mountain Club	Share Group Inc	8	\$283,243.00	\$137,394.00	\$0.00	48.51%
Arthritis Foundation	Infocision Management Corporation	8	\$94,601.37	\$7,235.60	\$0.00	7.65%
Association for Disabled Firefighters Inc	S & E Marketing Ltd	8	\$880,342.00	\$88,034.20	\$0.00	10.00%
<i>Association for Firefighters and Paramedics Inc</i>	<i>New Liberty Promotions Inc</i>	8	\$245,589.50	\$24,558.95	\$0.00	10.00%

DATA OBTAINED FROM INTERIM AND CLOSING STATEMENTS FILED BY PROFESSIONAL FUND RAISERS

CHARITABLE ORGANIZATION	PROFESSIONAL FUND RAISER	GEO. AREA	GROSS RECEIPTS	NET TO CHARITY	UNCOLLECTED PLEDGES	% TO CHARITY
Association for Firefighters and Paramedics Inc	Safety Publications Inc	8	\$129,181.55	\$12,918.16	\$0.00	10.00%
<i>Association for Firefighters and Paramedics Inc</i>	<i>TCB Enterprises Inc</i>	8	<i>\$67,822.00</i>	<i>\$6,782.20</i>	<i>\$0.00</i>	<i>10.00%</i>
B'nai B'rith	Telefund Inc	8	\$232,715.00	\$112,571.28	\$66,281.00	48.37%
Boston Ballet Inc	SD&A Teleservices Inc	8	\$9,264.00	\$6,762.72	\$0.00	73.00%
Boston Ballet Inc	SD&A Teleservices Inc	8	\$364,601.00	\$217,288.00	\$70,669.00	59.60%
Brady Campaign to Prevent Gun Violence	Outreach Associates Inc	8	\$554,425.00	\$302,824.00	\$0.00	54.62%
Brady Campaign to Prevent Gun Violence	Public Interest Communications Inc	8	\$140,938.00	\$89,636.10	\$83,231.00	63.60%
Brady Campaign to Prevent Gun Violence	Share Group Inc	8	\$504,397.00	\$192,901.00	\$0.00	38.24%
Brady Campaign to Prevent Gun Violence	Telefund Inc	8	\$6,090.00	(\$841.20)	\$7,772.00	-13.81%
Bread for the World Inc	Share Group Inc	8	\$352,825.00	\$119,808.00	\$0.00	33.96%
Breast Cancer Assistance Fund	All Star Productions (Messmore, Barbara)	8	\$11,721.00	\$2,344.20	\$4,279.00	20.00%
<i>Cancer Center for Detection and Prevention (f/k/a Pacific West Cancer Fund)</i>	<i>Bee LC</i>	8	<i>\$445,510.95</i>	<i>\$59,766.71</i>	<i>\$183,106.05</i>	<i>13.42%</i>
Cancer Fund of America Inc	Barry E Schmoyer & Associates Inc	8	\$21,327.79	\$3,184.17	\$27,152.21	14.93%
<i>Cancer Fund of America Inc</i>	<i>Bee LC</i>	8	<i>\$425,856.62</i>	<i>\$43,035.12</i>	<i>\$251,318.38</i>	<i>10.11%</i>
<i>Cancer Fund of America Inc</i>	<i>Civic Development Group LLC</i>	8	<i>\$3,028,124.00</i>	<i>\$377,703.00</i>	<i>\$0.00</i>	<i>12.47%</i>
<i>Cancer Recovery Foundation of America</i>	<i>Contract Communications Inc</i>	8	<i>\$1,956,079.00</i>	<i>\$391,219.00</i>	<i>\$854,000.00</i>	<i>20.00%</i>
<i>Cancer Recovery Foundation of America</i>	<i>Integral Resources Inc</i>	8	<i>\$486,156.87</i>	<i>\$90,000.00</i>	<i>\$577,635.67</i>	<i>18.51%</i>
Care Net	Infocision Management Corporation	8	\$106,850.00	\$64,006.40	\$0.00	59.90%
<i>Caring For Our Children Foundation</i>	<i>Midwest Publishing-DN Inc</i>	8	<i>\$83,195.00</i>	<i>\$8,319.50</i>	<i>\$0.00</i>	<i>10.00%</i>
Charles Darwin Foundation Inc	Outreach Associates Inc	8	\$133,348.00	\$39,094.00	\$0.00	29.32%
Chesapeake Bay Foundation Inc	Share Group Inc	8	\$292,497.00	\$114,075.00	\$0.00	39.00%
Childhood Leukemia Foundation Inc	LAS LLC	8	\$146,887.00	\$25,929.00	\$0.00	17.65%

DATA OBTAINED FROM INTERIM AND CLOSING STATEMENTS FILED BY PROFESSIONAL FUND RAISERS

CHARITABLE ORGANIZATION	PROFESSIONAL FUND RAISER	GEO. AREA	GROSS RECEIPTS	NET TO CHARITY	UNCOLLECTED PLEDGES	% TO CHARITY
<i>Children International</i>	<i>Share Group Inc</i>	8	\$95,607.00	\$53,561.00	\$0.00	56.02%
Children's Cancer Assistance Network	Concerned Community Group Inc	8	\$35,800.00	\$7,160.00	\$0.00	20.00%
Children's Charity Fund Inc	All Star Productions (Messmore, Barbara)	8	\$5,357.00	\$1,071.40	\$3,793.00	20.00%
<i>Children's Charity Fund Inc</i>	<i>Caring People Enterprises Inc</i>	8	\$67,553.31	\$14,919.62	\$0.00	22.09%
Children's Charity Fund Inc	Concerned Community Group Inc	8	\$13,699.00	\$3,125.00	\$0.00	22.81%
Children's Charity Fund Inc	Concerned Community Group Inc	8	\$10,017.00	\$1,670.00	\$0.00	16.67%
Children's Hospital Foundation	Share Group Inc	8	\$163,781.00	\$98,754.00	\$0.00	60.30%
Children's Wish Foundation International Inc	Factor Direct Ltd	8	\$124,182.00	(\$18,539.00)	\$114,392.00	-14.93%
<i>Children's Wish Foundation International Inc</i>	<i>Heritage Company Inc (The)</i>	8	\$6,834,033.79	\$2,147,459.11	\$2,103,543.51	31.42%
Christian Advocates Serving Evangelism Inc	Infocision Management Corporation	8	\$2,583,766.88	\$2,234,579.14	\$0.00	86.49%
Christian Appalachian Project Inc	Public Interest Communications Inc	8	\$264,590.00	\$144,502.00	\$44,569.00	54.61%
Christian Coalition of America Inc	MDS Communications Corporation	8	\$323,793.00	\$150,995.00	\$104,187.00	46.63%
Christian Research Institute Inc	Infocision Management Corporation	8	\$456,768.00	\$131,877.45	\$0.00	28.87%
Church World Service Inc	Factor Direct Ltd	8	\$25,922.00	\$9,923.00	\$5,474.00	38.28%
Citizens Against Government Waste	Factor Direct Ltd	8	\$37,037.00	\$1,444.00	\$28,990.00	3.90%
Co-op America Foundation Inc	Share Group Inc	8	\$20,861.00	\$9,651.00	\$0.00	46.26%
Coalition of Police and Sheriffs Inc	S & E Marketing Ltd	8	\$68,997.00	\$6,899.70	\$0.00	10.00%
Colonial Williamsburg Foundation	Share Group Inc	8	\$11,500.00	\$6,792.00	\$0.00	59.06%
Committee for Missing Children Inc	LAS LLC	8	\$258,703.00	\$27,881.00	\$0.00	10.78%
<i>Committee for Missing Children Inc</i>	<i>Xentel Inc</i>	8	\$2,271,228.50	\$249,835.13	\$1,911,511.00	11.00%
Common Cause	Factor Direct Ltd	8	\$40,692.00	(\$110.00)	\$51,949.00	-0.27%
Common Cause	Outreach Associates Inc	8	\$679,363.00	\$301,489.00	\$0.00	44.38%
Common Cause	Outreach Associates Inc	8	\$467,613.00	\$249,698.00	\$0.00	53.40%

DATA OBTAINED FROM INTERIM AND CLOSING STATEMENTS FILED BY PROFESSIONAL FUND RAISERS

CHARITABLE ORGANIZATION	PROFESSIONAL FUND RAISER	GEO. AREA	GROSS RECEIPTS	NET TO CHARITY	UNCOLLECTED PLEDGES	% TO CHARITY
Common Cause	Public Interest Communications Inc	8	\$74,966.00	\$22,616.88	\$37,316.00	30.17%
Concerned Women for America	Infocision Management Corporation	8	\$1,033,367.00	\$770,540.00	\$0.00	74.57%
Concerned Women for America	MDS Communications Corporation	8	\$580,272.00	\$0.00	\$1,013,153.00	0.00%
Connecticut Players Foundation Inc (Long Wharf Theatre)	DCM Inc	8	\$323,198.00	\$196,467.62	\$0.00	60.79%
Cooperative for Assistance and Relief Everywhere Inc (CARE)	Futuremarket Telecenter Inc	8	\$107,679.19	\$54,783.53	\$0.00	50.88%
Cooperative for Assistance and Relief Everywhere Inc (CARE)	Infocision Management Corporation	8	\$771,683.07	\$563,731.51	\$0.00	73.05%
Cooperative for Assistance and Relief Everywhere Inc (CARE)	MDS Communications Corporation	8	\$1,544,352.00	\$1,061,192.00	\$266,361.00	68.71%
Cooperative for Assistance and Relief Everywhere Inc (CARE)	SD&A Teleservices Inc	8	\$17,110.00	(\$41,644.00)	\$73,909.00	-243.39%
<i>Defeat Diabetes Foundation Inc</i>	<i>All Star Productions (Messmore, Barbara)</i>	8	<i>\$19,321.00</i>	<i>\$4,830.25</i>	<i>\$0.00</i>	<i>25.00%</i>
<i>Defeat Diabetes Foundation Inc</i>	<i>Campaign Center Inc (The)</i>	8	<i>\$239,170.00</i>	<i>\$47,834.00</i>	<i>\$0.00</i>	<i>20.00%</i>
<i>Defeat Diabetes Foundation Inc</i>	<i>Caring People Enterprises Inc</i>	8	<i>\$166,144.82</i>	<i>\$33,228.97</i>	<i>\$0.00</i>	<i>20.00%</i>
<i>Defeat Diabetes Foundation Inc</i>	<i>Standard Call (The) (Sandone, Michael A)</i>	8	<i>\$1,933.50</i>	<i>\$386.70</i>	<i>\$0.00</i>	<i>20.00%</i>
<i>Defenders of Wildlife Inc</i>	<i>Public Interest Communications Inc</i>	8	<i>\$709,015.18</i>	<i>\$135,536.37</i>	<i>\$0.00</i>	<i>19.12%</i>
Defenders of Wildlife Inc	Share Group Inc	8	\$22,677.00	(\$2,304.00)	\$0.00	-10.16%
Diabetes Research and Wellness Foundation Inc	Share Group Inc	8	\$29,185.00	(\$8,215.00)	\$0.00	-28.15%
Dian Fossey Gorilla Fund International Inc	Outreach Associates Inc	8	\$48,120.00	\$26,009.00	\$0.00	54.05%
Disabled Firefighters Fund	S & E Marketing Ltd	8	\$567,393.00	\$56,739.30	\$0.00	10.00%
Disabled Veterans Associations	Civic Development Group LLC	8	\$338,555.00	\$112,799.00	\$0.00	33.32%
Doris Day Animal League	Public Interest Communications Inc	8	\$169,572.00	\$95,646.01	\$19,898.00	56.40%
Earth Island Institute Inc	Share Group Inc	8	\$17,656.00	\$7,071.00	\$0.00	40.05%

DATA OBTAINED FROM INTERIM AND CLOSING STATEMENTS FILED BY PROFESSIONAL FUND RAISERS

CHARITABLE ORGANIZATION	PROFESSIONAL FUND RAISER	GEO. AREA	GROSS RECEIPTS	NET TO CHARITY	UNCOLLECTED PLEDGES	% TO CHARITY
Earthjustice	Facter Direct Ltd	8	\$13,810.00	(\$839.00)	\$14,016.00	-6.08%
Earthjustice	SD&A Teleservices Inc	8	\$37,450.00	\$19,755.00	\$10,612.00	52.75%
Earthjustice	Share Group Inc	8	\$347,141.00	\$158,540.00	\$0.00	45.67%
Earthjustice	Share Group Inc	8	\$112,082.00	\$45,922.00	\$0.00	40.97%
Earthjustice	Telefund Inc	8	\$296,012.52	\$149,705.82	\$64,875.48	50.57%
Easter Seals Inc	Infocision Management Corporation	8	\$717,824.00	\$168,945.00	\$0.00	23.54%
Epilepsy Foundation of America	Infocision Management Corporation	8	\$245,901.00	\$172,924.00	\$0.00	70.32%
Family Research Council Inc	Infocision Management Corporation	8	\$2,032.79	(\$1,535.94)	\$0.00	-75.56%
Field Museum of Natural History	Facter Direct Ltd	8	\$15,070.00	\$3,770.00	\$19,080.00	25.02%
Field Museum of Natural History	Share Group Inc	8	\$250,205.00	\$98,017.00	\$0.00	39.17%
Fire Victims Charitable Foundation Inc	Civic Development Group LLC	8	\$548,857.00	\$74,546.00	\$0.00	13.58%
<i>Fire Victims Charitable Foundation Inc</i>	<i>Midwest Publishing-DN Inc</i>	<i>8</i>	<i>\$182,565.49</i>	<i>\$27,384.82</i>	<i>\$0.00</i>	<i>15.00%</i>
Food for the Hungry Inc	MDS Communications Corporation	8	\$211,292.00	\$150,593.00	\$54,301.00	71.27%
Foundation for a Christian Civilization Inc	Univision Marketing Group Inc	8	\$12,423.50	\$5,363.86	\$0.00	43.18%
Foundation for Moral Law Inc	Infocision Management Corporation	8	\$474,124.90	\$0.00	\$0.00	0.00%
Foundation for National Progress	Telefund Inc	8	\$154,158.00	\$29,436.57	\$89,675.00	19.10%
Gay & Lesbian Alliance Against Defamation Inc (GLADD)	Share Group Inc	8	\$206,864.00	\$76,761.00	\$0.00	37.11%
Gay & Lesbian Alliance Against Defamation Inc (GLADD)	Share Group Inc	8	\$229,447.00	\$125,411.00	\$0.00	54.66%
Greenpeace Inc	Donor Services Group LLC	8	\$665,929.00	\$230,150.00	\$768,427.00	34.56%
Heart Support of America Inc	Bee LC	8	\$423,777.25	\$48,885.70	\$200,544.75	11.54%
Heritage Foundation Inc (DC)	Facter Direct Ltd	8	\$627,038.00	\$54,704.00	\$413,971.00	8.72%
Holt International Children's Service Inc	MDS Communications Corporation	8	\$96,921.00	\$58,370.00	\$31,915.00	60.22%

DATA OBTAINED FROM INTERIM AND CLOSING STATEMENTS FILED BY PROFESSIONAL FUND RAISERS

CHARITABLE ORGANIZATION	PROFESSIONAL FUND RAISER	GEO. AREA	GROSS RECEIPTS	NET TO CHARITY	UNCOLLECTED PLEDGES	% TO CHARITY
Hope Cancer Fund	All Star Productions (Messmore, Barbara)	8	\$6,765.00	\$1,353.00	\$2,600.00	20.00%
Hope Cancer Fund	Caring People Enterprises Inc	8	\$34,292.50	\$7,674.84	\$0.00	22.38%
<i>Hope Cancer Fund</i>	<i>Gelmar Ltd</i>	8	<i>\$44,852.00</i>	<i>\$8,970.00</i>	<i>\$0.00</i>	<i>20.00%</i>
Human Rights Campaign Inc	Share Group Inc	8	\$2,455,848.00	\$1,816,276.00	\$0.00	73.96%
Human Rights Campaign Inc	Telefund Inc	8	\$1,245,579.23	\$449,521.49	\$291,364.77	36.09%
Humane Society of the United States Inc	Share Group Inc	8	\$2,730,720.00	\$545,843.00	\$0.00	19.99%
Interfaith Alliance Inc	Outreach Associates Inc	8	\$69,599.00	\$21,793.00	\$0.00	31.31%
International Campaign for Tibet	Public Interest Communications Inc	8	\$202,040.00	\$55,520.37	\$41,183.00	27.48%
International Fellowship of Christians and Jews Inc	Infocision Management Corporation	8	\$780,589.36	\$463,629.36	\$0.00	59.39%
International Fund for Animal Welfare Inc	Share Group Inc	8	\$94,578.00	(\$54,287.00)	\$0.00	-57.40%
<i>International Union of Police Associations AFL-CIO</i>	<i>LAS LLC</i>	8	<i>\$4,100,225.00</i>	<i>\$598,000.00</i>	<i>\$0.00</i>	<i>14.58%</i>
International Wildlife Coalition Inc	ComNet Marketing Group Inc	8	\$4,735.00	(\$105.96)	\$0.00	-2.24%
Jane Goodall Institute for Wildlife Research Education and Conservation	Outreach Associates Inc	8	\$164,847.00	\$63,480.00	\$0.00	38.51%
Judicial Watch Inc	MDS Communications Corporation	8	\$238,281.00	\$79,416.00	\$200,872.00	33.33%
<i>Junior Police Academy</i>	<i>TCB Enterprises Inc</i>	8	<i>\$53,870.00</i>	<i>\$8,080.50</i>	<i>\$1,400.00</i>	<i>15.00%</i>
<i>Kids Wish Network Inc</i>	<i>Reese Teleservices Inc</i>	8	<i>\$749,878.00</i>	<i>\$89,985.00</i>	<i>\$1,717,725.00</i>	<i>12.00%</i>
League of Conservation Voters Inc	Facter Direct Ltd	8	\$10,295.00	(\$6,322.00)	\$6,648.00	-61.41%
League of Conservation Voters Inc	Telefund Inc	8	\$266,327.00	\$139,956.47	\$77,583.00	52.55%
League of Women Voters of the United States	Facter Direct Ltd	8	\$51,570.00	\$26,647.00	\$14,752.00	51.67%
League of Women Voters of the United States	Outreach Associates Inc	8	\$82,852.00	\$13,927.00	\$0.00	16.81%
League of Women Voters of the United States	Share Group Inc	8	\$226,036.00	\$152,942.00	\$0.00	67.66%
Life Issues Institute Inc	MDS Communications Corporation	8	\$91,192.00	\$61,131.00	\$16,884.00	67.04%

DATA OBTAINED FROM INTERIM AND CLOSING STATEMENTS FILED BY PROFESSIONAL FUND RAISERS

CHARITABLE ORGANIZATION	PROFESSIONAL FUND RAISER	GEO. AREA	GROSS RECEIPTS	NET TO CHARITY	UNCOLLECTED PLEDGES	% TO CHARITY
MAP International	MDS Communications Corporation	8	\$65,396.00	\$47,949.00	\$11,392.00	73.32%
Mercy Corps	MDS Communications Corporation	8	\$899,650.00	\$648,876.00	\$213,853.00	72.13%
Miracle Flights for Kids	Tele-Response Center Inc	8	\$116,835.91	\$53,475.75	\$0.00	45.77%
<i>Miracle Flights for Kids</i>	<i>Tele-Response Center Inc</i>	8	<i>\$1,580,448.34</i>	<i>\$399,284.66</i>	<i>\$925,319.25</i>	<i>25.26%</i>
Mothers Against Drunk Driving	DialAmerica Marketing Inc	8	\$2,296,651.00	\$244,690.00	\$1,689,486.00	10.65%
Mothers Against Drunk Driving	Heritage Company Inc (The)	8	\$3,837,337.95	\$1,787,488.68	\$1,606,853.38	46.58%
Mothers Against Drunk Driving	Heritage Company Inc (The)	8	\$435,745.89	\$217,872.93	\$151,383.51	50.00%
Mothers Against Drunk Driving	Public Interest Communications Inc	8	\$351,630.41	\$188,522.48	\$0.00	53.61%
<i>Multiple Sclerosis Association of America Inc</i>	<i>Heritage Company Inc (The)</i>	8	<i>\$5,731,605.00</i>	<i>\$2,479,710.00</i>	<i>\$1,624,110.00</i>	<i>43.26%</i>
Multiple Sclerosis Association of America Inc	SD&A Teleservices Inc	8	\$156,791.00	\$18,695.00	\$85,217.00	11.92%
Multiple Sclerosis Association of America Inc	Tele-Response Center Inc	8	\$65,498.60	\$18,897.56	\$0.00	28.85%
<i>NARAL Pro-Choice America</i>	<i>Factor Direct Ltd</i>	8	<i>\$988,631.00</i>	<i>\$563,808.00</i>	<i>\$364,063.00</i>	<i>57.03%</i>
NARAL Pro-Choice America	Gordon & Schwenkmeyer Inc	8	\$181,961.00	(\$9,628.42)	\$0.00	-5.29%
NARAL Pro-Choice America	Outreach Associates Inc	8	\$127,621.00	\$39,804.00	\$0.00	31.19%
NARAL Pro-Choice America	Outreach Associates Inc	8	\$468,796.00	\$259,387.00	\$0.00	55.33%
NARAL Pro-Choice America	Share Group Inc	8	\$970,599.00	\$652,866.00	\$0.00	67.26%
NARAL Pro-Choice America	Telefund Inc	8	\$127,351.00	\$51,686.65	\$12,199.00	40.59%
National Association for the Advancement of Colored People	Share Group Inc	8	\$535,783.00	\$290,861.00	\$0.00	54.29%
National Association for the Terminally Ill Inc	Heritage Company Inc (The)	8	\$4,200.60	\$4,200.60	\$10,015.00	100.00%
National Breast Cancer Coalition	Share Group Inc	8	\$115,963.00	\$44,715.00	\$0.00	38.56%
<i>National Cancer Coalition Inc</i>	<i>Xentel Inc</i>	8	<i>\$1,499,216.00</i>	<i>\$179,905.92</i>	<i>\$1,520,355.00</i>	<i>12.00%</i>
<i>National Caregiving Foundation</i>	<i>Reese Teleservices Inc</i>	8	<i>\$2,408,006.00</i>	<i>\$336,000.00</i>	<i>\$2,140,428.00</i>	<i>13.95%</i>

DATA OBTAINED FROM INTERIM AND CLOSING STATEMENTS FILED BY PROFESSIONAL FUND RAISERS

CHARITABLE ORGANIZATION	PROFESSIONAL FUND RAISER	GEO. AREA	GROSS RECEIPTS	NET TO CHARITY	UNCOLLECTED PLEDGES	% TO CHARITY
<i>National Children's Cancer Society Inc</i>	<i>Heritage Company Inc (The)</i>	8	\$2,931,131.06	\$1,140,811.01	\$932,062.20	38.92%
National Coalition for the Homeless Inc	Gordon & Schwenkmeyer Inc	8	\$5,439.00	\$3,024.27	\$0.00	55.60%
National Gay and Lesbian Task Force Foundation	Share Group Inc	8	\$97,850.00	\$44,670.00	\$0.00	45.65%
National Museum of Women in the Arts Inc	Outreach Associates Inc	8	\$328,299.00	\$55,910.00	\$0.00	17.03%
National Narcotic Officers Associations Coalition	Midwest Publishing-DN Inc	8	\$137,251.51	\$20,587.73	\$0.00	15.00%
National Organization for Women Inc	Share Group Inc	8	\$740,434.00	\$338,876.00	\$0.00	45.77%
National Osteoporosis Foundation (The)	Share Group Inc	8	\$3,845.00	(\$1,855.00)	\$0.00	-48.24%
National Parks Conservation Association	Facter Direct Ltd	8	\$409,320.00	\$106,602.00	\$160,288.00	26.04%
National Parks Conservation Association	Share Group Inc	8	\$309,837.00	\$48,376.00	\$0.00	15.61%
<i>National Police Defense Foundation Inc</i>	<i>New Liberty Promotions Inc</i>	8	\$229,916.50	\$34,487.48	\$0.00	15.00%
National Right to Life Committee Inc	Infocision Management Corporation	8	\$461,422.07	\$73,699.53	\$0.00	15.97%
National Right to Life Committee Inc	MDS Communications Corporation	8	\$5,232,578.00	\$6,099.00	\$4,128,892.00	0.12%
<i>National Right to Life Committee Inc</i>	<i>Treasure State Development Corporation</i>	8	\$86,300.00	\$57,821.00	\$0.00	67.00%
National Taxpayers Union	Facter Direct Ltd	8	\$1,671.00	(\$4,400.00)	\$3,504.00	-263.32%
National Trust for Historic Preservation in the United States	Donor Services Group LLC	8	\$1,149,229.00	\$807,416.00	\$175,657.00	70.26%
<i>National Veterans Services Fund Inc</i>	<i>Bee LC</i>	8	\$434,667.00	\$48,162.67	\$68,696.00	11.08%
National Wildlife Federation	Donor Services Group LLC	8	\$451,606.00	(\$166,750.00)	\$717,623.00	-36.92%
National Wildlife Federation	Share Group Inc	8	\$544,128.00	\$168,537.00	\$0.00	30.97%
Native American Rights Fund	Share Group Inc	8	\$11,693.00	(\$13,902.00)	\$0.00	-118.89%
New Jersey Symphony Orchestra	DCM Inc	8	\$149,196.00	\$64,614.02	\$0.00	43.31%
<i>New Jersey Symphony Orchestra</i>	<i>DCM Inc</i>	8	\$801,881.00	\$498,200.00	\$0.00	62.13%
Nora Lam Chinese Ministries International	Infocision Management Corporation	8	\$253,509.06	\$76,786.72	\$0.00	30.29%

DATA OBTAINED FROM INTERIM AND CLOSING STATEMENTS FILED BY PROFESSIONAL FUND RAISERS

CHARITABLE ORGANIZATION	PROFESSIONAL FUND RAISER	GEO. AREA	GROSS RECEIPTS	NET TO CHARITY	UNCOLLECTED PLEDGES	% TO CHARITY
Ocean Conservancy Inc	Public Interest Communications Inc	8	\$10,276.00	(\$8,653.36)	\$1,194.00	-84.21%
Oceana Inc	Telefund Inc	8	\$25,302.00	(\$843.34)	\$16,133.00	-3.33%
<i>Operation Lookout National Center for Missing Youth</i>	<i>Contract Communications Inc</i>	8	<i>\$516,378.00</i>	<i>\$77,457.00</i>	<i>\$208,106.00</i>	<i>15.00%</i>
<i>Operation Lookout National Center for Missing Youth</i>	<i>Midwest Publishing-DN Inc</i>	8	<i>\$171,475.56</i>	<i>\$25,721.33</i>	<i>\$0.00</i>	<i>15.00%</i>
<i>Our American Veterans Inc</i>	<i>All Star Productions (Messmore, Barbara)</i>	8	<i>\$7,899.00</i>	<i>\$1,579.80</i>	<i>\$5,581.00</i>	<i>20.00%</i>
Oxfam America Inc	Share Group Inc	8	\$566,716.00	\$349,532.00	\$0.00	61.68%
Oxfam America Inc	Telefund Inc	8	\$262,854.00	\$85,821.07	\$197,110.00	32.65%
Papermill Playhouse	DCM Inc	8	\$159,272.00	\$93,502.04	\$0.00	58.71%
Papermill Playhouse	DCM Inc	8	\$118,750.00	\$55,219.50	\$0.00	46.50%
Parents, Families and Friends of Lesbians and Gays Inc	Outreach Associates Inc	8	\$39,674.00	\$19,087.00	\$0.00	48.11%
People for the American Way	Share Group Inc	8	\$274,963.00	\$124,928.00	\$0.00	45.43%
People for the American Way	Telefund Inc	8	\$781,015.00	\$134,061.55	\$719,209.00	17.17%
People for the Ethical Treatment of Animals Inc	Share Group Inc	8	\$133,471.00	(\$10,221.00)	\$0.00	-7.66%
People for the Ethical Treatment of Animals Inc	Telefund Inc	8	\$454,859.22	\$111,641.16	\$382,134.78	24.54%
<i>Planetary Society</i>	<i>Harris Direct</i>	8	<i>\$56,338.00</i>	<i>\$5,825.40</i>	<i>\$34,438.00</i>	<i>10.34%</i>
<i>Police Protective Fund</i>	<i>Data Communications Inc</i>	8	<i>\$31,591.00</i>	<i>\$3,790.92</i>	<i>\$0.00</i>	<i>12.00%</i>
<i>Police Protective Fund</i>	<i>TCB Enterprises Inc</i>	8	<i>\$51,087.00</i>	<i>\$7,663.05</i>	<i>\$0.00</i>	<i>15.00%</i>
<i>Project Cure Inc</i>	<i>Bee LC</i>	8	<i>\$591,763.00</i>	<i>\$131,860.40</i>	<i>\$128,568.50</i>	<i>22.28%</i>
<i>Project Hope the People to People Health Foundation Inc</i>	<i>EARTHtel Inc</i>	8	<i>\$39,588.00</i>	<i>\$22,651.75</i>	<i>\$0.00</i>	<i>57.22%</i>
Project Hope the People to People Health Foundation Inc	Factor Direct Ltd	8	\$221,787.00	\$109,314.00	\$334,385.00	49.29%
Project Hope the People to People Health Foundation Inc	Factor Direct Ltd	8	\$184,194.00	\$4,776.00	\$247,226.00	2.59%
Public Citizen Foundation Inc	EARTHtel Inc	8	\$92,932.00	(\$4,765.50)	\$0.00	-5.13%
Public Citizen Foundation Inc	Telefund Inc	8	\$37,615.00	\$30,777.54	\$15,626.00	81.82%

DATA OBTAINED FROM INTERIM AND CLOSING STATEMENTS FILED BY PROFESSIONAL FUND RAISERS

CHARITABLE ORGANIZATION	PROFESSIONAL FUND RAISER	GEO. AREA	GROSS RECEIPTS	NET TO CHARITY	UNCOLLECTED PLEDGES	% TO CHARITY
Public Citizen Inc	EARTHtel Inc	8	\$5,086.00	(\$1,263.50)	\$0.00	-24.84%
Public Citizen Inc	Telefund Inc	8	\$157,929.00	\$58,907.36	\$45,590.00	37.30%
Rails-to-Trails Conservancy	Public Interest Communications Inc	8	\$10,522.00	\$5,194.13	\$0.00	49.36%
Reach Our Children Inc	Allan C Hill Productions Inc	8	\$66,575.90	\$7,989.11	\$39,291.10	12.00%
Religious Coalition for Reproductive Choice Inc	Share Group Inc	8	\$11,424.00	\$2,673.00	\$0.00	23.40%
<i>Roger Wyburn-Mason & Jack M Blount Foundation for Eradication of Rheumatoid Disease Inc</i>	<i>Bee LC</i>	8	<i>\$160,903.09</i>	<i>\$25,462.41</i>	<i>\$61,130.91</i>	<i>15.82%</i>
Rutherford Institute	MDS Communications Corporation	8	\$48,111.00	\$18,565.00	\$14,739.00	38.59%
<i>SADD Inc</i>	<i>Tele-Response Center Inc</i>	8	<i>\$2,290,619.80</i>	<i>\$840,000.00</i>	<i>\$0.00</i>	<i>36.67%</i>
Save the Children Federation Inc	Infocision Management Corporation	8	\$84,500.00	\$29,400.53	\$0.00	34.79%
Servicemembers Legal Defense Network Inc	Outreach Associates Inc	8	\$58,260.00	\$30,459.00	\$0.00	52.28%
Sierra Club	EARTHtel Inc	8	\$1,062,354.00	\$326,840.00	\$0.00	30.77%
Sierra Club	Outreach Associates Inc	8	\$3,314,452.00	\$2,052,140.95	\$0.00	61.91%
Sierra Club	Telefund Inc	8	\$568,271.00	\$118,520.51	\$321,543.00	20.86%
Simon Wiesenthal Center	Factor Direct Ltd	8	\$50,415.00	(\$38,041.00)	\$64,266.00	-75.46%
<i>Sojourners</i>	<i>Infocision Management Corporation</i>	8	<i>\$25,403.05</i>	<i>\$3,101.39</i>	<i>\$0.00</i>	<i>12.21%</i>
Southern Poverty Law Center Inc	Outreach Associates Inc	8	\$322,232.44	\$149,795.01	\$0.00	46.49%
Southern Poverty Law Center Inc	Share Group Inc	8	\$269,122.00	\$171,190.00	\$0.00	63.61%
Southern Poverty Law Center Inc	Telefund Inc	8	\$493,042.00	\$300,729.96	\$197,090.00	60.99%
Student Conservation Association Inc	ComNet Marketing Group Inc	8	\$4,295.00	(\$5,354.28)	\$0.00	-124.66%
Trout Unlimited Inc	Share Group Inc	8	\$109,768.00	\$19,812.00	\$0.00	18.05%
Trust for Public Land (The)	Telefund Inc	8	\$16,508.00	\$9,800.75	\$0.00	59.37%
Union of Concerned Scientists Inc	Share Group Inc	8	\$185,677.00	\$86,783.00	\$0.00	46.74%

DATA OBTAINED FROM INTERIM AND CLOSING STATEMENTS FILED BY PROFESSIONAL FUND RAISERS

CHARITABLE ORGANIZATION	PROFESSIONAL FUND RAISER	GEO. AREA	GROSS RECEIPTS	NET TO CHARITY	UNCOLLECTED PLEDGES	% TO CHARITY
Unitarian Universalist Service Committee Inc	Share Group Inc	8	\$172,376.00	\$71,824.00	\$0.00	41.67%
United States Association for United Nations High Commissioner for Refugees (UNHCR)	Facter Direct Ltd	8	\$320,715.00	\$205,170.00	\$111,753.00	63.97%
United States Ski Team Foundation	Public Interest Communications Inc	8	\$92,122.00	\$11,447.60	\$54,948.00	12.43%
<i>Vermont ETV Inc</i>	<i>ComNet Marketing Group Inc</i>	8	<i>\$97,593.80</i>	<i>\$54,529.16</i>	<i>\$44,307.01</i>	<i>55.87%</i>
Vermont ETV Inc	Share Group Inc	8	\$119,589.00	\$29,304.00	\$0.00	24.50%
Veterans of Foreign Wars of the United States	Facter Direct Ltd	8	\$41,637.00	(\$61,450.00)	\$93,616.00	-147.59%
Veterans of Foreign Wars of the United States	Heritage Company Inc (The)	8	\$597,187.55	\$573,687.55	\$359,238.95	96.06%
Vietnam Veterans of America Foundation	Facter Direct Ltd	8	\$69,077.00	\$31,627.00	\$24,888.00	45.79%
VietNow National Headquarters	ABC Productions (Cowan, Christopher & Pitt, Terry)	8	\$37,531.00	\$6,004.96	\$0.00	16.00%
VietNow National Headquarters	Barry E Schmoyer & Associates Inc	8	\$16,440.00	\$2,630.40	\$35,575.00	16.00%
<i>VietNow National Headquarters</i>	<i>Caring People Enterprises Inc</i>	8	<i>\$82,233.91</i>	<i>\$16,446.78</i>	<i>\$0.00</i>	<i>20.00%</i>
<i>VietNow National Headquarters</i>	<i>Municipal Marketing (Forsyth, David)</i>	8	<i>\$795.00</i>	<i>\$159.00</i>	<i>\$0.00</i>	<i>20.00%</i>
<i>Wilderness Society</i>	<i>EARTHtel Inc</i>	8	<i>\$94,050.00</i>	<i>\$47,009.00</i>	<i>\$0.00</i>	<i>49.98%</i>
Wilderness Society	Facter Direct Ltd	8	\$71,701.00	(\$1,048.00)	\$95,252.00	-1.46%
Wilderness Society	Share Group Inc	8	\$480,845.00	\$231,416.00	\$0.00	48.13%
<i>Wishing Well Foundation USA Inc</i>	<i>J.E.K. Marketing Inc</i>	8	<i>\$389,108.50</i>	<i>\$78,908.17</i>	<i>\$0.00</i>	<i>20.28%</i>
World Wildlife Fund Inc	EARTHtel Inc	8	\$399,865.00	(\$245,919.95)	\$0.00	-61.50%
World Wildlife Fund Inc	Infocision Management Corporation	8	\$275,775.54	\$78,172.56	\$0.00	28.35%
World Wildlife Fund Inc	Public Interest Communications Inc	8	\$750,339.00	\$340,294.03	\$85,077.55	45.35%
World Wildlife Fund Inc	Share Group Inc	8	\$458,473.00	\$65,485.00	\$0.00	14.28%
TOTALS		---	\$189,559,170.60	\$73,188,921.32	\$48,257,521.86	38.61%

DATA OBTAINED FROM INTERIM AND CLOSING STATEMENTS FILED BY PROFESSIONAL FUND RAISERS

TABLE 5
Total Retained by Charity -
Aggregated By
Charitable Organization
2005 Telemarketing Campaigns

CHARITABLE ORGANIZATION	# OF CAMPAIGNS	GROSS RECEIPTS	NET TO CHARITY	UNCOLLECTED PLEDGES	% TO CHARITY
Erie County Association of Chiefs of Police Inc	1	\$13,075.00	\$16,000.00	\$0.00	122.37%
City of Tonawanda Frontier Police Club	1	\$9,845.00	\$10,000.00	\$0.00	101.57%
National Association for the Terminally Ill Inc	1	\$4,200.60	\$4,200.60	\$10,015.00	100.00%
Christian Advocates Serving Evangelism Inc	1	\$2,583,766.88	\$2,234,579.14	\$0.00	86.49%
American Center for Law & Justice Inc	1	\$2,528,200.66	\$2,167,468.35	\$0.00	85.73%
Association of Graduates of the US Military Academy	1	\$2,377,384.26	\$1,988,100.87	\$506,625.23	83.63%
Riverdale Country School Inc	1	\$7,730.00	\$6,414.00	\$1,325.00	82.98%
Rye Country Day School	1	\$40,070.00	\$32,780.00	\$2,250.00	81.81%
New York Shakespeare Festival	1	\$168,695.00	\$137,139.30	\$0.00	81.29%
Rochester Philharmonic Orchestra Inc	2	\$885,773.08	\$719,172.87	\$0.00	81.19%
Veterans of Foreign Wars of the United States	2	\$638,824.55	\$512,237.55	\$452,854.95	80.18%
American Heart Association	1	\$1,393,411.96	\$1,111,219.90	\$0.00	79.75%
Carnegie Hall Society Inc	1	\$2,599,725.00	\$1,966,428.00	\$189,223.00	75.64%
Ballet Theatre Foundation Inc (American Ballet Theatre)	1	\$787,815.00	\$587,084.00	\$0.00	74.52%
Kenmore Club Police Benevolent Association Inc	1	\$17,530.96	\$13,000.00	\$0.00	74.15%
Lambda Legal Defense & Education Fund Inc	1	\$350,073.00	\$258,054.54	\$157,872.00	73.71%
New York City Ballet Inc	1	\$1,536,146.00	\$1,132,121.00	\$42,547.00	73.70%
Queens College Foundation Inc	1	\$338,830.25	\$248,793.70	\$83,052.00	73.43%
MAP International	1	\$65,396.00	\$47,949.00	\$11,392.00	73.32%
Special Olympics New York Inc	1	\$1,417,197.32	\$1,023,747.82	\$503,120.24	72.24%
Mercy Corps	1	\$899,650.00	\$648,876.00	\$213,853.00	72.13%
New York City Opera Inc	2	\$1,938,528.00	\$1,382,846.02	\$0.00	71.33%
Food for the Hungry Inc	1	\$211,292.00	\$150,593.00	\$54,301.00	71.27%

DATA OBTAINED FROM INTERIM AND CLOSING STATEMENTS FILED BY PROFESSIONAL FUND RAISERS

CHARITABLE ORGANIZATION	# OF CAMPAIGNS	GROSS RECEIPTS	NET TO CHARITY	UNCOLLECTED PLEDGES	% TO CHARITY
Medecins Sans Frontieres USA Inc	1	\$2,329,365.22	\$1,643,429.47	\$374,731.00	70.55%
American Leprosy Missions Inc	1	\$98,534.00	\$69,474.00	\$15,162.00	70.51%
Epilepsy Foundation of America	1	\$245,901.00	\$172,924.00	\$0.00	70.32%
National Trust for Historic Preservation in the United States	1	\$1,149,229.00	\$807,416.00	\$175,657.00	70.26%
New York Cares Inc	2	\$126,238.95	\$88,475.03	\$0.00	70.09%
Long Island Coalition for Life Inc	1	\$57,649.00	\$39,317.00	\$12,036.00	68.20%
United States Fund for UNICEF	2	\$2,166,736.62	\$1,462,107.41	\$0.00	67.48%
AFS USA Inc	1	\$244,631.00	\$164,921.00	\$0.00	67.42%
Cooperative for Assistance and Relief Everywhere Inc (CARE)	4	\$2,440,824.26	\$1,638,063.04	\$340,270.00	67.11%
Life Issues Institute Inc	1	\$91,192.00	\$61,131.00	\$16,884.00	67.04%
Adirondack Council Inc	1	\$41,190.00	\$27,593.00	\$0.00	66.99%
International Rescue Committee Inc	4	\$652,762.26	\$436,587.11	\$148,686.00	66.88%
American Society for the Prevention of Cruelty to Animals	2	\$1,951,100.00	\$1,302,300.65	\$222,142.00	66.75%
Gay Mens Health Crisis Inc	1	\$189,394.00	\$124,764.00	\$0.00	65.88%
AOPA Air Safety Foundation Inc	1	\$771,771.48	\$505,588.48	\$217,468.14	65.51%
Philharmonic-Symphony Society of New York Inc (New York Philharmonic Symphony Society)	1	\$1,020,475.98	\$659,124.33	\$109,736.00	64.59%
Buffalo Philharmonic Orchestra Society Inc	1	\$631,304.00	\$407,304.00	\$0.00	64.52%
Batavia Police Benevolent Association	1	\$15,630.00	\$10,000.00	\$0.00	63.98%
United States Association for United Nations High Commissioner for Refugees (UNHCR)	1	\$320,715.00	\$205,170.00	\$111,753.00	63.97%
NAACP Legal Defense and Educational Fund Inc	1	\$171,595.00	\$105,987.00	\$0.00	61.77%
WXXI Public Broadcasting Council	1	\$152,902.71	\$94,204.22	\$68,178.29	61.61%
Human Rights Campaign Inc	2	\$3,701,427.23	\$2,265,797.49	\$291,364.77	61.21%

DATA OBTAINED FROM INTERIM AND CLOSING STATEMENTS FILED BY PROFESSIONAL FUND RAISERS

CHARITABLE ORGANIZATION	# OF CAMPAIGNS	GROSS RECEIPTS	NET TO CHARITY	UNCOLLECTED PLEDGES	% TO CHARITY
Connecticut Players Foundation Inc (Long Wharf Theatre)	1	\$323,198.00	\$196,467.62	\$0.00	60.79%
Children's Hospital Foundation	1	\$163,781.00	\$98,754.00	\$0.00	60.30%
Holt International Children's Service Inc	1	\$96,921.00	\$58,370.00	\$31,915.00	60.22%
Food Pantries for the Capital District Inc	1	\$250,344.00	\$150,206.40	\$0.00	60.00%
Boston Ballet Inc	2	\$373,865.00	\$224,050.72	\$70,669.00	59.93%
Care Net	1	\$106,850.00	\$64,006.40	\$0.00	59.90%
Adventist Development and Relief Agency International	1	\$780,589.36	\$463,629.36	\$0.00	59.39%
International Fellowship of Christians and Jews Inc	1	\$780,589.36	\$463,629.36	\$0.00	59.39%
Trust for Public Land (The)	1	\$16,508.00	\$9,800.75	\$0.00	59.37%
Consumers Union of United States Inc	1	\$392,213.00	\$232,158.00	\$335,740.00	59.19%
New Jersey Symphony Orchestra	2	\$951,077.00	\$562,814.02	\$0.00	59.18%
Colonial Williamsburg Foundation	1	\$11,500.00	\$6,792.00	\$0.00	59.06%
Police Officer Defense Fund of New York State Inc	1	\$35,741.00	\$21,000.00	\$0.00	58.76%
NARAL Pro-Choice New York Inc	1	\$45,942.00	\$26,489.50	\$12,121.00	57.66%
Southern Poverty Law Center Inc	3	\$1,084,396.44	\$621,714.97	\$197,090.00	57.33%
Planned Parenthood Action Fund Inc	5	\$1,437,991.47	\$817,970.21	\$526,561.53	56.88%
Doris Day Animal League	1	\$169,572.00	\$95,646.01	\$19,898.00	56.40%
Children International	1	\$95,607.00	\$53,561.00	\$0.00	56.02%
National Coalition for the Homeless Inc	1	\$5,439.00	\$3,024.27	\$0.00	55.60%
Planned Parenthood Federation of America Inc	5	\$3,224,906.68	\$1,790,916.67	\$1,463,973.32	55.53%
Amityville Fire Department	1	\$21,548.00	\$11,851.40	\$0.00	55.00%
Hunger Action Network of New York State	1	\$85,927.00	\$47,259.85	\$0.00	55.00%
Marine Corps League-Captain William Dale O'Brien Detachment	1	\$18,541.50	\$10,197.83	\$0.00	55.00%

DATA OBTAINED FROM INTERIM AND CLOSING STATEMENTS FILED BY PROFESSIONAL FUND RAISERS

CHARITABLE ORGANIZATION	# OF CAMPAIGNS	GROSS RECEIPTS	NET TO CHARITY	UNCOLLECTED PLEDGES	% TO CHARITY
Marine Corps League-Electric City Detachment	1	\$21,028.00	\$11,565.40	\$0.00	55.00%
Marine Corps League-Troy Detachment Inc	1	\$18,541.50	\$10,197.83	\$0.00	55.00%
Northeast Mobile Search and Rescue Inc	1	\$40,889.00	\$22,488.95	\$0.00	55.00%
Patrolman's Benevolent Association of Southampton Town Inc	1	\$53,800.00	\$29,590.00	\$0.00	55.00%
Christian Appalachian Project Inc	1	\$264,590.00	\$144,502.00	\$44,569.00	54.61%
NARAL Pro-Choice America	6	\$2,864,959.00	\$1,557,923.23	\$376,262.00	54.38%
National Association for the Advancement of Colored People	1	\$535,783.00	\$290,861.00	\$0.00	54.29%
New York State Right to Life Committee Inc	1	\$257,228.00	\$139,134.00	\$93,519.00	54.09%
Dian Fossey Gorilla Fund International Inc	1	\$48,120.00	\$26,009.00	\$0.00	54.05%
Amnesty International of the USA Inc	3	\$1,736,133.68	\$935,797.00	\$1,109,618.32	53.90%
League of Women Voters of the United States	3	\$360,458.00	\$193,516.00	\$14,752.00	53.69%
Papermill Playhouse	2	\$278,022.00	\$148,721.54	\$0.00	53.49%
Western New York Public Broadcasting Association	1	\$177,457.36	\$94,588.28	\$31,998.64	53.30%
Oxfam America Inc	2	\$829,570.00	\$435,353.07	\$197,110.00	52.48%
Servicemembers Legal Defense Network Inc	1	\$58,260.00	\$30,459.00	\$0.00	52.28%
Colonie Police Benevolent Association Inc	1	\$165,921.50	\$86,700.95	\$0.00	52.25%
Environmental Defense Inc	3	\$498,057.48	\$254,730.14	\$23,438.52	51.14%
Riverhead Police Benevolent Association Inc	1	\$32,065.00	\$16,353.15	\$0.00	51.00%
WNYC Radio	2	\$709,638.48	\$360,211.54	\$416,899.52	50.76%
Playwrights Horizons Inc	2	\$255,217.00	\$129,126.15	\$0.00	50.59%
Sierra Club	3	\$4,945,077.00	\$2,497,501.46	\$321,543.00	50.50%
Environmental Defense Action Fund	1	\$45,947.00	\$23,184.00	\$0.00	50.46%
Empire State College Foundation Inc	1	\$112,668.00	\$56,760.00	\$81,300.00	50.38%

DATA OBTAINED FROM INTERIM AND CLOSING STATEMENTS FILED BY PROFESSIONAL FUND RAISERS

CHARITABLE ORGANIZATION	# OF CAMPAIGNS	GROSS RECEIPTS	NET TO CHARITY	UNCOLLECTED PLEDGES	% TO CHARITY
American Legion-Sergeant Walter Adams Post #1021	1	\$21,658.00	\$10,829.00	\$0.00	50.00%
Amityville Patrolmen's Benevolent Association Inc	1	\$36,970.00	\$18,485.00	\$0.00	50.00%
Binghamton Police Benevolent Association Inc	1	\$81,902.50	\$40,951.25	\$0.00	50.00%
Binghamton Police Supervisors Association Inc	1	\$12,906.00	\$6,453.00	\$0.00	50.00%
Broome County Sheriffs Law Enforcement Officers Association	1	\$48,182.00	\$24,091.00	\$0.00	50.00%
Chemung County Corrections Officers Local #3978	1	\$20,420.00	\$10,210.00	\$0.00	50.00%
Elmira New York Police Benevolent Association	1	\$65,292.50	\$32,646.25	\$0.00	50.00%
Employees Union Tompkins County Sheriff Department	1	\$50,473.00	\$25,236.50	\$0.00	50.00%
Freeport Police Athletic League Inc	1	\$16,445.00	\$8,222.50	\$0.00	50.00%
Freeport Police Benevolent Association	1	\$11,705.00	\$5,852.50	\$0.00	50.00%
Glen Cove City Police Benevolent Association Inc	1	\$38,660.00	\$19,330.00	\$0.00	50.00%
Port Washington Police Athletic League Inc	1	\$30,375.00	\$15,187.50	\$0.00	50.00%
Port Washington Police Benevolent Association Inc	1	\$47,519.00	\$23,759.50	\$0.00	50.00%
Southern Tier Canine Association Inc	1	\$25,637.00	\$12,818.50	\$0.00	50.00%
Troy Uniformed Firefighters Association Inc	1	\$9,447.00	\$4,723.50	\$0.00	50.00%
United Breast Cancer Foundation	1	\$29,656.00	\$14,828.00	\$0.00	50.00%
Mountain Lake Public Telecommunications Council Inc (WCFE)	1	\$36,152.00	\$17,978.75	\$0.00	49.73%
Rails-to-Trails Conservancy	1	\$10,522.00	\$5,194.13	\$0.00	49.36%
WSKG Public Telecommunications Council	1	\$21,949.50	\$10,775.55	\$0.00	49.09%
Appalachian Mountain Club	1	\$283,243.00	\$137,394.00	\$0.00	48.51%
Brady Campaign to Prevent Gun Violence	4	\$1,205,850.00	\$584,519.90	\$91,003.00	48.47%
B'nai B'rith	1	\$232,715.00	\$112,571.28	\$66,281.00	48.37%
League of Conservation Voters Inc	2	\$276,622.00	\$133,634.47	\$84,231.00	48.31%

DATA OBTAINED FROM INTERIM AND CLOSING STATEMENTS FILED BY PROFESSIONAL FUND RAISERS

CHARITABLE ORGANIZATION	# OF CAMPAIGNS	GROSS RECEIPTS	NET TO CHARITY	UNCOLLECTED PLEDGES	% TO CHARITY
Parents, Families and Friends of Lesbians and Gays Inc	1	\$39,674.00	\$19,087.00	\$0.00	48.11%
Concerned Women for America	2	\$1,613,639.00	\$770,540.00	\$1,013,153.00	47.75%
Legal Momentum	1	\$34,325.00	\$16,377.78	\$7,576.00	47.71%
Planned Parenthood of the Rochester Syracuse Region Inc	2	\$60,084.00	\$28,478.34	\$35,998.00	47.40%
Union of Concerned Scientists Inc	1	\$185,677.00	\$86,783.00	\$0.00	46.74%
Christian Coalition of America Inc	1	\$323,793.00	\$150,995.00	\$104,187.00	46.63%
Putnam County Sheriff's Department Police Benevolent Association	1	\$53,211.00	\$24,765.50	\$0.00	46.54%
Gay & Lesbian Alliance Against Defamation Inc (GLADD)	2	\$436,311.00	\$202,172.00	\$0.00	46.34%
Co-op America Foundation Inc	1	\$20,861.00	\$9,651.00	\$0.00	46.26%
Earthjustice	5	\$806,495.52	\$373,083.82	\$89,503.48	46.26%
Brooklyn Botanic Garden Corporation	1	\$17,900.00	\$8,267.10	\$0.00	46.18%
American Foundation for AIDS Research (AMFAR)	2	\$153,706.00	\$70,912.00	\$49,891.00	46.13%
Vietnam Veterans of America Foundation	1	\$69,077.00	\$31,627.00	\$24,888.00	45.79%
National Organization for Women Inc	1	\$740,434.00	\$338,876.00	\$0.00	45.77%
National Gay and Lesbian Task Force Foundation	1	\$97,850.00	\$44,670.00	\$0.00	45.65%
Common Cause	4	\$1,262,634.00	\$573,693.88	\$89,265.00	45.44%
Deputies Association of the County of Steuben	1	\$62,488.00	\$28,119.60	\$0.00	45.00%
Glenville Police Benevolent Association	1	\$40,172.92	\$18,077.82	\$0.00	45.00%
Horseheads Police Benevolent Association Inc	1	\$58,277.00	\$26,224.65	\$0.00	45.00%
Saratoga County Deputy Sheriffs PBA	1	\$51,348.00	\$23,106.60	\$0.00	45.00%
Watkins Glen Police Benevolent Association Inc	1	\$31,397.50	\$14,128.88	\$0.00	45.00%
Hudson Valley Volunteer Firemens Association	1	\$27,926.00	\$12,110.50	\$0.00	43.37%
Foundation for a Christian Civilization Inc	1	\$12,423.50	\$5,363.86	\$0.00	43.18%

DATA OBTAINED FROM INTERIM AND CLOSING STATEMENTS FILED BY PROFESSIONAL FUND RAISERS

CHARITABLE ORGANIZATION	# OF CAMPAIGNS	GROSS RECEIPTS	NET TO CHARITY	UNCOLLECTED PLEDGES	% TO CHARITY
Wilderness Society	3	\$646,596.00	\$277,377.00	\$95,252.00	42.90%
Multiple Sclerosis Association of America	3	\$5,953,894.60	\$2,517,302.56	\$1,709,327.00	42.28%
American Diabetes Association Inc	2	\$2,571,088.00	\$1,084,084.80	\$0.00	42.16%
Cayuga County Deputy Sheriff's Benevolent Association	1	\$45,018.00	\$18,907.56	\$0.00	42.00%
Chemung County Deputy Sheriffs Association	1	\$64,309.00	\$27,009.78	\$0.00	42.00%
Croton Police Association Inc	1	\$48,163.00	\$20,228.46	\$0.00	42.00%
Public Broadcasting Council of Central NY Inc (WCNY)	1	\$31,717.00	\$13,231.00	\$0.00	41.72%
Unitarian Universalist Service Committee Inc	1	\$172,376.00	\$71,824.00	\$0.00	41.67%
North Syracuse Police Benevolent Association	1	\$47,748.00	\$19,855.20	\$0.00	41.58%
New York-Presbyterian Fund Inc	1	\$296,449.00	\$120,349.46	\$0.00	40.60%
Suffolk County Police Memorial Fund Inc	1	\$114,360.00	\$46,432.00	\$0.00	40.60%
American Civil Liberties Union	2	\$2,108,247.90	\$855,835.99	\$1,699,469.10	40.59%
WMHT Educational Telecommunications Inc	1	\$78,966.00	\$31,889.76	\$0.00	40.38%
Niskayuna Police Benevolent Association Inc	1	\$68,463.00	\$27,566.50	\$0.00	40.26%
Earth Island Institute Inc	1	\$17,656.00	\$7,071.00	\$0.00	40.05%
Cicero Police Benevolent Association Inc	1	\$3,875.00	\$1,550.00	\$0.00	40.00%
Johnson City Police Association	1	\$28,500.00	\$11,400.00	\$0.00	40.00%
McLean Fire Department Inc	1	\$16,080.00	\$6,432.00	\$0.00	40.00%
Monroe County Volunteer Firemen's Association Inc	1	\$5,820.00	\$2,328.00	\$0.00	40.00%
N. Y. S. Environmental Conservation Police P.B.A. Inc	1	\$15,260.00	\$6,104.00	\$0.00	40.00%
Onondaga County Deputy Sheriffs Police Association Inc	1	\$109,443.00	\$43,777.20	\$0.00	40.00%
Patrolmen's Benevolent Association of Long Beach New York Inc	1	\$50,125.00	\$20,050.00	\$0.00	40.00%
Police Benevolent Association of the City of White Plains	1	\$94,200.00	\$37,680.00	\$0.00	40.00%

DATA OBTAINED FROM INTERIM AND CLOSING STATEMENTS FILED BY PROFESSIONAL FUND RAISERS

CHARITABLE ORGANIZATION	# OF CAMPAIGNS	GROSS RECEIPTS	NET TO CHARITY	UNCOLLECTED PLEDGES	% TO CHARITY
Anti-Defamation League of B'nai B'rith	2	\$1,001,211.00	\$395,937.00	\$206,347.00	39.55%
Chesapeake Bay Foundation Inc	1	\$292,497.00	\$114,075.00	\$0.00	39.00%
National Children's Cancer Society Inc	1	\$2,931,131.06	\$1,140,811.01	\$932,062.20	38.92%
Newland-Wood Fire Company of the Stillwater Fire Department	1	\$25,803.00	\$10,000.00	\$0.00	38.76%
Vermont ETV Inc	2	\$217,182.80	\$83,833.16	\$44,307.01	38.60%
Rutherford Institute	1	\$48,111.00	\$18,565.00	\$14,739.00	38.59%
National Breast Cancer Coalition	1	\$115,963.00	\$44,715.00	\$0.00	38.56%
Jane Goodall Institute for Wildlife Research Education and Conservation	1	\$164,847.00	\$63,480.00	\$0.00	38.51%
Field Museum of Natural History	2	\$265,275.00	\$101,787.00	\$19,080.00	38.37%
Church World Service Inc	1	\$25,922.00	\$9,923.00	\$5,474.00	38.28%
Elmira Heights Police Benevolent Association Inc	1	\$41,691.00	\$15,842.58	\$0.00	38.00%
Endicott Police Benevolent Association Inc	1	\$32,066.00	\$12,185.08	\$0.00	38.00%
Oneonta Police Benevolent Association	1	\$45,949.25	\$17,460.72	\$0.00	38.00%
Policemen's Benevolent Association of Westchester County Inc	1	\$90,181.00	\$34,268.78	\$0.00	38.00%
Vestal Police Benevolent Association Inc	1	\$55,574.00	\$21,118.12	\$0.00	38.00%
Schenectady County Sheriffs Benevolent Association	1	\$119,306.25	\$44,000.00	\$0.00	36.88%
Rockland County Patrolmens Benevolent Association Inc	1	\$169,557.75	\$62,246.46	\$0.00	36.71%
SADD Inc	1	\$2,290,619.80	\$840,000.00	\$0.00	36.67%
Scarsdale Patrolmens Benevolent Association	1	\$249,984.00	\$91,494.40	\$0.00	36.60%
Aeneas McDonald Police Benevolent Association	1	\$61,935.00	\$22,500.60	\$0.00	36.33%
Schuyler County Deputy Sheriffs Association Inc	1	\$62,659.00	\$22,557.24	\$0.00	36.00%
Public Citizen Inc	2	\$163,015.00	\$57,643.86	\$45,590.00	35.36%
Mothers Against Drunk Driving	4	\$6,921,365.25	\$2,438,574.09	\$3,447,722.89	35.23%

DATA OBTAINED FROM INTERIM AND CLOSING STATEMENTS FILED BY PROFESSIONAL FUND RAISERS

CHARITABLE ORGANIZATION	# OF CAMPAIGNS	GROSS RECEIPTS	NET TO CHARITY	UNCOLLECTED PLEDGES	% TO CHARITY
Albany County Deputy Sheriffs Police Benevolent Association	1	\$15,252.00	\$5,338.20	\$0.00	35.00%
Allegany County Deputy Sheriffs Association	1	\$49,710.00	\$17,398.50	\$0.00	35.00%
Cattaraugus County Sheriff's Employees' Benevolent Association	1	\$55,565.50	\$19,447.92	\$0.00	35.00%
Central Square Recreation Baseball League Inc	1	\$27,487.50	\$9,620.62	\$0.00	35.00%
Chenango County Law Enforcement Association	1	\$29,065.00	\$10,172.65	\$0.00	35.00%
Correction Officers Benevolent Association of Rockland County Inc	1	\$106,580.00	\$37,303.00	\$0.00	35.00%
Fulton Police Benevolent Association	1	\$37,238.00	\$13,033.30	\$0.00	35.00%
Lake City Police Club	1	\$45,598.00	\$15,959.30	\$0.00	35.00%
Norwich Police Benevolent Association	1	\$39,077.00	\$13,676.95	\$0.00	35.00%
Otsego County Deputy Sheriffs Police Benevolent Association	1	\$45,659.00	\$15,980.65	\$0.00	35.00%
Owego Police Benevolent Association	1	\$16,570.00	\$5,799.50	\$4,900.00	35.00%
Police Association of the City of Mount Vernon Inc	1	\$25,305.00	\$8,857.00	\$0.00	35.00%
Police Athletic League of Yonkers Foundation Inc	1	\$165,000.00	\$57,750.00	\$0.00	35.00%
Sleepy Hollow Police Benevolent Association Inc	1	\$20,305.00	\$7,106.75	\$1,200.00	35.00%
Suffolk County Detectives Association Inc	1	\$163,811.00	\$57,334.00	\$0.00	35.00%
Uniformed Fire Fighters' Association of the City of Mt Vernon NY Inc	1	\$71,540.00	\$25,039.00	\$0.00	35.00%
Village of Saugerties Police Benevolent Association	1	\$28,190.00	\$9,866.50	\$0.00	35.00%
Western New York Volunteer Firemens Association	1	\$81,853.00	\$28,648.55	\$0.00	35.00%
Yonkers Police Captains, Lieutenants & Sergeants Benevolent Association	1	\$106,249.00	\$37,187.15	\$0.00	35.00%
Save the Children Federation Inc	1	\$84,500.00	\$29,400.53	\$0.00	34.79%
Brooklyn Institute of Arts and Sciences (The Brooklyn Museum)	1	\$69,010.00	\$23,980.25	\$0.00	34.75%
Greenpeace Inc	1	\$665,929.00	\$230,150.00	\$768,427.00	34.56%
New York and Presbyterian Hospital	2	\$1,128,377.00	\$386,433.52	\$0.00	34.25%

DATA OBTAINED FROM INTERIM AND CLOSING STATEMENTS FILED BY PROFESSIONAL FUND RAISERS

CHARITABLE ORGANIZATION	# OF CAMPAIGNS	GROSS RECEIPTS	NET TO CHARITY	UNCOLLECTED PLEDGES	% TO CHARITY
Suffolk County Detective Investigators Police Benevolent Association	1	\$119,670.00	\$40,914.00	\$0.00	34.19%
Bread for the World Inc	1	\$352,825.00	\$119,808.00	\$0.00	33.96%
Alzheimers Disease and Related Disorders Association Inc	1	\$66,425.39	\$22,354.42	\$0.00	33.65%
Enlisted Association of the New York National Guard	1	\$50,167.00	\$16,815.70	\$129,873.00	33.52%
Judicial Watch Inc	1	\$238,281.00	\$79,416.00	\$200,872.00	33.33%
Disabled Veterans Associations	1	\$338,555.00	\$112,799.00	\$0.00	33.32%
Cayuga Club Police Benevolent Association Inc	1	\$57,634.00	\$19,066.00	\$0.00	33.08%
Waverly Police Benevolent Association	1	\$21,605.00	\$7,129.65	\$12,000.00	33.00%
Cheektowaga Police Club Inc	1	\$42,190.00	\$13,850.00	\$0.00	32.83%
American Association of the Deaf-Blind	1	\$978,933.42	\$317,774.95	\$292,144.48	32.46%
Badge and Shield Club Inc	1	\$86,152.00	\$27,891.44	\$0.00	32.37%
Suffolk County Deputy Sheriff's Benevolent Association	1	\$27,938.00	\$9,000.00	\$0.00	32.21%
National Federation of the Blind of New York State Inc	1	\$76,403.00	\$24,448.96	\$0.00	32.00%
Greenburgh Uniformed Firefighters Association Inc	1	\$46,910.00	\$15,000.00	\$900.00	31.98%
Kalurah Temple AAONMS	1	\$53,803.00	\$17,202.28	\$0.00	31.97%
Town of Fallsburg Police Benevolent Association	1	\$17,317.00	\$5,500.00	\$0.00	31.76%
Interfaith Alliance Inc	1	\$69,599.00	\$21,793.00	\$0.00	31.31%
North Tonawanda Policemen Benevolent Association Inc	1	\$18,913.24	\$5,919.91	\$0.00	31.30%
Pleasantville New York Police Benevolent Association Inc	1	\$42,153.00	\$13,067.43	\$700.00	31.00%
East Syracuse Police Benevolent Association	1	\$51,779.00	\$16,000.00	\$0.00	30.90%
Project Hope the People to People Health Foundation Inc	3	\$445,569.00	\$136,741.75	\$581,611.00	30.69%
Children's Wish Foundation International Inc	2	\$6,958,215.79	\$2,128,920.11	\$2,217,935.51	30.60%
Nora Lam Chinese Ministries International	1	\$253,509.06	\$76,786.72	\$0.00	30.29%

DATA OBTAINED FROM INTERIM AND CLOSING STATEMENTS FILED BY PROFESSIONAL FUND RAISERS

CHARITABLE ORGANIZATION	# OF CAMPAIGNS	GROSS RECEIPTS	NET TO CHARITY	UNCOLLECTED PLEDGES	% TO CHARITY
Buffalo Police Benevolent Association Inc	2	\$199,737.11	\$60,265.62	\$0.00	30.17%
Scotia Patrolmens Benevolent Association Inc	1	\$26,045.00	\$7,859.00	\$0.00	30.17%
Sullivan County Patrolmans Benevolent Association	1	\$21,546.00	\$6,500.00	\$0.00	30.17%
Broome County Humane Society and Relief Association	1	\$33,967.00	\$10,190.10	\$0.00	30.00%
Chemung County Emergency Protective Inc	1	\$12,285.00	\$3,685.50	\$0.00	30.00%
Cornerstone Soup Kitchen & Food Pantry Inc	1	\$156,781.00	\$47,034.30	\$0.00	30.00%
Eastchester Police Benevolent Association	1	\$59,685.00	\$17,905.50	\$0.00	30.00%
Lake Mohegan Professional Fire Fighters Association Inc	1	\$33,605.00	\$10,081.50	\$700.00	30.00%
Lynbrook Police Benevolent Association Inc	1	\$65,175.00	\$19,552.50	\$0.00	30.00%
Mattydale Liverpool North Syracuse Vikings Inc	1	\$17,150.00	\$5,145.00	\$0.00	30.00%
Mt Kisco Police Benevolent Association	1	\$85,555.00	\$25,666.50	\$0.00	30.00%
New York State Court Clerks Association	1	\$84,596.00	\$25,378.80	\$0.00	30.00%
Ossining Police Athletic League	1	\$96,604.00	\$28,981.20	\$0.00	30.00%
Putnam County Volunteer Firemens Association	1	\$81,462.00	\$24,438.60	\$0.00	30.00%
Rensselaer County Deputy Sheriffs Police Benevolent Association	1	\$62,215.00	\$18,664.50	\$0.00	30.00%
South Glens Falls Police Benevolent Association	1	\$7,808.00	\$2,342.40	\$0.00	30.00%
Sullivan County Probation Officers Association Inc	1	\$1,070.00	\$321.00	\$0.00	30.00%
Supplemental Food Providers Inc	1	\$12,082.00	\$3,624.60	\$0.00	30.00%
Town of Mt Pleasant Policemen's Benevolent Association	1	\$56,925.00	\$17,075.50	\$500.00	30.00%
Town of Saugerties Police Benevolent Association	1	\$35,912.00	\$10,773.60	\$0.00	30.00%
Town Police Fraternity Inc	1	\$44,975.00	\$13,492.50	\$0.00	30.00%
Uniformed Court Officers Association of Suffolk County	1	\$62,490.00	\$18,747.00	\$0.00	30.00%
Uniformed Fire Fighters Association of the City of New Rochelle Inc	1	\$60,020.00	\$18,006.00	\$400.00	30.00%

DATA OBTAINED FROM INTERIM AND CLOSING STATEMENTS FILED BY PROFESSIONAL FUND RAISERS

CHARITABLE ORGANIZATION	# OF CAMPAIGNS	GROSS RECEIPTS	NET TO CHARITY	UNCOLLECTED PLEDGES	% TO CHARITY
Village of Hempstead Police Activity League	1	\$52,457.00	\$15,737.10	\$0.00	30.00%
Peekskill Police Association Inc	1	\$75,267.00	\$22,500.00	\$0.00	29.89%
Oriental Temple AAONMS	1	\$135,127.00	\$40,000.00	\$0.00	29.60%
Ballston Spa Police Benevolent Association	1	\$47,425.17	\$14,000.00	\$0.00	29.52%
Charles Darwin Foundation Inc	1	\$133,348.00	\$39,094.00	\$0.00	29.32%
Suffolk County Police Athletic League Inc	2	\$454,439.00	\$132,681.00	\$0.00	29.20%
NYST Benefit Fund Inc	1	\$330,180.26	\$96,138.51	\$0.00	29.12%
Christian Research Institute Inc	1	\$456,768.00	\$131,877.45	\$0.00	28.87%
Niagara Falls New York Police Athletic League	2	\$126,249.50	\$36,437.98	\$0.00	28.86%
Vanished Children's Alliance	1	\$871,570.54	\$251,349.91	\$462,948.00	28.84%
86 th Promenade Nationale Inc	1	\$72,391.00	\$20,761.97	\$25,570.00	28.68%
AIDS Rochester Inc	1	\$133,946.00	\$37,500.00	\$0.00	28.00%
Kingston Police Gold Shield Society	1	\$45,377.00	\$12,705.56	\$0.00	28.00%
Police Athletic Team of Suffolk County Inc	1	\$44,353.00	\$12,419.00	\$0.00	28.00%
Town of Newburgh Policemen's Benevolent Association	1	\$82,726.00	\$23,163.28	\$0.00	28.00%
Fraternal Order of Police Empire State Lodge Inc	1	\$1,809,982.00	\$502,295.00	\$0.00	27.75%
Natural Resources Defense Council Inc	1	\$661,774.00	\$183,390.00	\$439,378.00	27.71%
Hickory Club Patrolmens Benevolent Association Inc	1	\$21,705.00	\$6,001.00	\$0.00	27.65%
International Campaign for Tibet	1	\$202,040.00	\$55,520.37	\$41,183.00	27.48%
New York State Park Police PBA Inc	3	\$106,955.00	\$29,026.75	\$0.00	27.14%
Saratoga County Deputy Sheriffs Benevolent Association	1	\$119,770.89	\$32,442.61	\$0.00	27.09%
Herkimer County Volunteer Firemens Association Inc	1	\$18,485.00	\$5,000.00	\$0.00	27.05%
Town of Wallkill Volunteer Ambulance Corps Inc	1	\$33,691.00	\$9,097.00	\$0.00	27.00%

DATA OBTAINED FROM INTERIM AND CLOSING STATEMENTS FILED BY PROFESSIONAL FUND RAISERS

CHARITABLE ORGANIZATION	# OF CAMPAIGNS	GROSS RECEIPTS	NET TO CHARITY	UNCOLLECTED PLEDGES	% TO CHARITY
Central New York Firemen's Association Inc	1	\$122,278.50	\$32,948.91	\$0.00	26.95%
Miracle Flights for Kids	2	\$1,697,284.25	\$452,760.41	\$925,319.25	26.68%
Schenectady Police Benevolent Association	1	\$131,200.50	\$35,000.00	\$0.00	26.68%
Nassau Police Conference Inc	1	\$488,315.00	\$130,000.00	\$0.00	26.62%
Albany County Sheriff's Union #775 AFSCME	1	\$150,717.00	\$40,000.00	\$0.00	26.54%
Amsterdam Police Benevolent Association	1	\$47,265.00	\$12,500.00	\$0.00	26.45%
Greece Police Gold Badge Club	1	\$138,611.48	\$36,583.44	\$0.00	26.39%
Empire State Association of the Deaf Inc	1	\$24,673.00	\$6,500.00	\$21,342.00	26.34%
Suffolk County Police Conference Inc	2	\$112,755.00	\$29,701.50	\$0.00	26.34%
New York State Association of Chiefs of Police Inc	2	\$963,981.00	\$253,577.20	\$776,898.00	26.31%
March of Dimes Birth Defects Foundation	1	\$59,542.74	\$15,383.16	\$0.00	25.84%
Albion Emergency Squad Inc	1	\$34,949.00	\$9,012.00	\$0.00	25.79%
Southside Cyclones Football Club Inc	1	\$28,919.00	\$7,414.00	\$0.00	25.64%
Westchester County Correction Officers Benevolent Association Inc	1	\$58,342.00	\$14,717.00	\$0.00	25.23%
Dazzle School of Visual and Performing Arts Inc	1	\$60,270.00	\$15,067.50	\$0.00	25.00%
Eastridge Kiwanis Charitable Foundation Inc	1	\$41,659.00	\$10,415.00	\$0.00	25.00%
Glens Falls Police Benevolent Association	1	\$41,051.00	\$10,262.75	\$0.00	25.00%
Hempstead Police Benevolent Association Inc	1	\$226,198.00	\$56,549.50	\$0.00	25.00%
Kingston Police Benevolent Association	1	\$60,649.00	\$15,162.25	\$0.00	25.00%
Knights of Columbus-Monsignor Delaney Council #5983	1	\$10,360.00	\$2,590.00	\$0.00	25.00%
Long Island State Park Police Benevolent Association Inc	1	\$267,572.00	\$66,893.00	\$0.00	25.00%
Manor Park Seniors Ltd	1	\$33,552.00	\$8,388.00	\$0.00	25.00%
Nassau County Detectives Law Enforcement Night Committee	1	\$13,785.00	\$3,446.25	\$0.00	25.00%

DATA OBTAINED FROM INTERIM AND CLOSING STATEMENTS FILED BY PROFESSIONAL FUND RAISERS

CHARITABLE ORGANIZATION	# OF CAMPAIGNS	GROSS RECEIPTS	NET TO CHARITY	UNCOLLECTED PLEDGES	% TO CHARITY
New York State Corrections Emerald Society Inc	1	\$20,107.50	\$5,026.87	\$0.00	25.00%
Oneida County Volunteer Fire Police Association	1	\$55,588.50	\$13,897.12	\$0.00	25.00%
Orange County Deputy Sheriffs Police Benevolent Association	1	\$72,780.00	\$18,195.00	\$0.00	25.00%
Oswego County Lodge-NYS Lodge #1 of the Fraternal Order of Police	1	\$62,554.00	\$15,638.50	\$12,908.00	25.00%
South Lockport Fire Company Inc	1	\$49,613.00	\$12,404.00	\$0.00	25.00%
Traditional Chinese Medicine World Foundation Inc	1	\$49,115.00	\$12,279.00	\$0.00	25.00%
United Way of Long Island Inc	1	\$56,569.00	\$14,142.00	\$0.00	25.00%
Vietnam Veterans of America-Chapter #82 Hicksville NY	1	\$19,873.00	\$4,968.00	\$0.00	25.00%
People for the American Way	2	\$1,055,978.00	\$258,989.55	\$719,209.00	24.53%
Police Captains and Lieutenants Association of Erie County Inc	1	\$102,279.00	\$25,000.00	\$0.00	24.44%
African Wildlife Foundation	1	\$11,807.00	\$2,793.00	\$0.00	23.66%
Easter Seals Inc	1	\$717,824.00	\$168,945.00	\$0.00	23.54%
Religious Coalition for Reproductive Choice Inc	1	\$11,424.00	\$2,673.00	\$0.00	23.40%
American Council of the Blind Inc	2	\$594,750.09	\$138,996.00	\$263,651.13	23.37%
National Audubon Society Inc	4	\$510,753.43	\$118,027.41	\$60,639.00	23.11%
Sheriff's Silver Star Association Inc	1	\$120,844.00	\$27,794.12	\$0.00	23.00%
Marine Corps League-Huntington Long Island Detachment	1	\$46,767.00	\$10,675.00	\$0.00	22.83%
Police Conference of New York Inc	2	\$970,912.00	\$220,438.40	\$0.00	22.70%
Project Cure Inc	1	\$591,763.00	\$131,860.40	\$128,568.50	22.28%
Columbia County Correction Officers Local #3828	1	\$70,862.00	\$15,589.64	\$0.00	22.00%
United States Police Canine Association/Region #7	1	\$288,184.64	\$63,400.62	\$0.00	22.00%
Vietnam Veterans of America-Chapter #11 Suffolk NY Inc	1	\$153,028.00	\$33,666.16	\$0.00	22.00%
North Tonawanda Professional Firefighters Benevolent Association	1	\$34,317.50	\$7,500.00	\$0.00	21.85%

DATA OBTAINED FROM INTERIM AND CLOSING STATEMENTS FILED BY PROFESSIONAL FUND RAISERS

CHARITABLE ORGANIZATION	# OF CAMPAIGNS	GROSS RECEIPTS	NET TO CHARITY	UNCOLLECTED PLEDGES	% TO CHARITY
National Parks Conservation Association	2	\$719,157.00	\$154,978.00	\$160,288.00	21.55%
New York Law Enforcement Association Inc	1	\$204,588.23	\$44,055.29	\$0.00	21.53%
Children's Charity Fund Inc	4	\$96,626.31	\$20,786.02	\$3,793.00	21.51%
92nd Street Y (Young Men's and Young Women's Hebrew Association)	1	\$9,050.00	\$1,935.40	\$0.00	21.39%
God's Love We Deliver Inc	2	\$59,646.00	\$12,571.00	\$26,006.00	21.08%
Hope Cancer Fund	3	\$85,909.50	\$17,997.84	\$2,600.00	20.95%
Wishing Well Foundation USA Inc	1	\$389,108.50	\$78,908.17	\$0.00	20.28%
Defeat Diabetes Foundation Inc	4	\$426,569.32	\$86,279.92	\$0.00	20.23%
Northern New York Volunteer Firemens Association Inc	1	\$98,840.50	\$19,849.70	\$0.00	20.08%
A Child's Fondest Wish Inc	1	\$6,717.00	\$1,343.40	\$4,883.00	20.00%
American Association of State Troopers Inc	1	\$695,878.31	\$139,175.66	\$0.00	20.00%
American Legion-Dunbar Post # 1642	1	\$41,184.00	\$8,237.00	\$0.00	20.00%
Bi-County Helpline for Abuse Against Women & Children	1	\$163,029.00	\$32,605.80	\$0.00	20.00%
Breast Cancer Assistance Fund	1	\$11,721.00	\$2,344.20	\$4,279.00	20.00%
Cheektowaga Police Captains and Lieutenants Association	1	\$100,963.00	\$20,196.00	\$0.00	20.00%
Children's Cancer Assistance Network	1	\$35,800.00	\$7,160.00	\$0.00	20.00%
Coalition Against Breast Cancer Inc	1	\$691,584.00	\$138,316.00	\$0.00	20.00%
Crime Prevention Association of Western New York Inc	1	\$32,349.00	\$6,469.80	\$0.00	20.00%
Disabled Veterans of America Inc-PFC Salvatore J Armato	1	\$1,656.25	\$331.25	\$0.00	20.00%
Dutchess County Correction Officers Benevolent Association	1	\$125,191.21	\$25,038.24	\$0.00	20.00%
East End Detachment Marine Corps League Inc	1	\$18,040.00	\$3,608.00	\$0.00	20.00%
Jefferson County Deputy Sheriff Association	1	\$94,991.50	\$18,996.30	\$0.00	20.00%
Middletown Fire Police	1	\$57,049.00	\$11,411.80	\$0.00	20.00%

DATA OBTAINED FROM INTERIM AND CLOSING STATEMENTS FILED BY PROFESSIONAL FUND RAISERS

CHARITABLE ORGANIZATION	# OF CAMPAIGNS	GROSS RECEIPTS	NET TO CHARITY	UNCOLLECTED PLEDGES	% TO CHARITY
Middletown NY Police Benevolent Association	2	\$176,759.42	\$35,351.88	\$0.00	20.00%
Nassau County Council Veterans of Foreign Wars of the United States Inc	1	\$181,006.00	\$36,201.00	\$0.00	20.00%
North Greece Fire Fighters Association Local #3827 IAFF AFL CIO Inc	1	\$53,283.00	\$10,656.60	\$0.00	20.00%
Orange County K-9 Association Inc	1	\$103,504.00	\$20,700.80	\$0.00	20.00%
Our American Veterans Inc	1	\$7,899.00	\$1,579.80	\$5,581.00	20.00%
Parents of Retarded Children Camp Fund Inc	1	\$210,100.00	\$42,020.00	\$0.00	20.00%
Southwest Rochester Kiwanis Foundation Inc	1	\$41,240.00	\$8,248.00	\$0.00	20.00%
Suffolk County Council Veterans of Foreign Wars of the United States Inc	1	\$138,215.00	\$27,643.00	\$0.00	20.00%
Suffolk County Detachment Marine Corps League	1	\$126,409.00	\$25,282.00	\$0.00	20.00%
Suffolk County Veteran Halfway House Project Inc	1	\$53,610.00	\$10,722.00	\$0.00	20.00%
Ulster County Correction Officers Benevolent Association	1	\$87,554.00	\$17,510.80	\$0.00	20.00%
Ulster County Sheriff's Employees Association	1	\$87,768.00	\$17,553.60	\$0.00	20.00%
Ulster County Volunteer Firemen's Association	1	\$91,470.00	\$18,294.00	\$0.00	20.00%
Watertown Police Benevolent Association	1	\$92,155.37	\$18,431.07	\$0.00	20.00%
Humane Society of the United States Inc	1	\$2,730,720.00	\$545,843.00	\$0.00	19.99%
New York Restoration Project	1	\$31,413.00	\$6,260.00	\$16,717.00	19.93%
Public Citizen Foundation Inc	2	\$130,547.00	\$26,012.04	\$15,626.00	19.93%
Cancer Recovery Foundation of America	2	\$2,442,235.87	\$481,219.00	\$1,431,635.67	19.70%
American Foundation for Disabled Children Inc	1	\$14,229.00	\$2,790.00	\$0.00	19.61%
New York State Union of Police Associations Inc	1	\$374,925.76	\$71,995.00	\$0.00	19.20%
Foundation for National Progress	1	\$154,158.00	\$29,436.57	\$89,675.00	19.10%
Stop the Violence Inc	2	\$309,622.00	\$58,837.50	\$0.00	19.00%

DATA OBTAINED FROM INTERIM AND CLOSING STATEMENTS FILED BY PROFESSIONAL FUND RAISERS

CHARITABLE ORGANIZATION	# OF CAMPAIGNS	GROSS RECEIPTS	NET TO CHARITY	UNCOLLECTED PLEDGES	% TO CHARITY
New York Vietnam Veterans Foundation Inc	1	\$325,426.65	\$60,000.00	\$0.00	18.44%
VietNow National Headquarters	4	\$136,999.91	\$25,241.14	\$35,575.00	18.42%
Greater Rochester Junior Chamber of Commerce Inc	1	\$179,035.00	\$32,669.00	\$0.00	18.25%
Defenders of Wildlife Inc	2	\$731,692.18	\$133,232.37	\$0.00	18.21%
Trout Unlimited Inc	1	\$109,768.00	\$19,812.00	\$0.00	18.05%
Deputy Sheriff's Benevolent Association of Onondaga County Inc	1	\$85,961.17	\$15,473.01	\$0.00	18.00%
Potsdam Police Protective Association	1	\$28,912.00	\$5,204.16	\$0.00	18.00%
Childhood Leukemia Foundation Inc	1	\$146,887.00	\$25,929.00	\$0.00	17.65%
Hughsonville Fire Company	1	\$47,620.23	\$8,372.86	\$0.00	17.58%
People for the Ethical Treatment of Animals Inc	2	\$588,330.22	\$101,420.16	\$382,134.78	17.24%
National Museum of Women in the Arts Inc	1	\$328,299.00	\$55,910.00	\$0.00	17.03%
America's Athletes With Disabilities Inc	1	\$556,664.00	\$94,633.00	\$149,862.00	17.00%
American Veteran Relief Foundation	1	\$8,794.80	\$1,495.12	\$0.00	17.00%
Haverstraw Police Athletic League Inc	1	\$131,273.81	\$22,316.55	\$0.00	17.00%
New York State Deputies Association Inc	1	\$338,974.39	\$57,625.65	\$0.00	17.00%
Village of Fishkill Police Benevolent Association	1	\$56,888.00	\$9,670.96	\$0.00	17.00%
New York State Association of PBA's Inc	4	\$3,204,575.45	\$519,592.58	\$0.00	16.21%
New York Police Chief's Benevolent Association Inc	1	\$984,526.20	\$157,524.19	\$0.00	16.00%
Roger Wyburn-Mason & Jack M Blount Foundation for Eradication of Rheumatoid Disease Inc	1	\$160,903.09	\$25,462.41	\$61,130.91	15.82%
American Legion 1999 Convention Corporation of Binghamton NY (New York State American Legion Convention 2005)	1	\$417,231.00	\$62,585.00	\$0.00	15.00%
Association of New York Police Officers Inc	1	\$635,756.00	\$95,363.40	\$714,240.00	15.00%
Department of New York Veterans of Foreign Wars of the United States Inc	2	\$802,630.98	\$120,394.44	\$0.00	15.00%

DATA OBTAINED FROM INTERIM AND CLOSING STATEMENTS FILED BY PROFESSIONAL FUND RAISERS

CHARITABLE ORGANIZATION	# OF CAMPAIGNS	GROSS RECEIPTS	NET TO CHARITY	UNCOLLECTED PLEDGES	% TO CHARITY
Junior Police Academy	1	\$53,870.00	\$8,080.50	\$1,400.00	15.00%
National Narcotic Officers Associations Coalition	1	\$137,251.51	\$20,587.73	\$0.00	15.00%
National Police Defense Foundation Inc	1	\$229,916.50	\$34,487.48	\$0.00	15.00%
New York Organization of Narcotics Enforcers Inc	1	\$289,281.93	\$43,392.28	\$927,216.07	15.00%
New York State Crime Stoppers Inc	1	\$11,145.00	\$1,671.75	\$0.00	15.00%
New York Veteran Police Association Inc	1	\$153,108.00	\$22,966.20	\$199,040.00	15.00%
Operation Lookout National Center for Missing Youth	2	\$687,853.56	\$103,178.33	\$208,106.00	15.00%
Reserve Police Officers Association	1	\$51,455.00	\$7,718.00	\$0.00	15.00%
Retired Police Association of the State of New York Inc	1	\$19,300.00	\$2,895.00	\$0.00	15.00%
Rockland County Society for the Prevention of Cruelty to Children	1	\$1,950.00	\$292.50	\$0.00	15.00%
Self Help for Hard of Hearing People Western NY Chapter	1	\$8,165.00	\$1,225.00	\$0.00	15.00%
International Union of Police Associations AFL-CIO	1	\$4,100,225.00	\$598,000.00	\$0.00	14.58%
Narcotic Enforcement Officers Association Inc	1	\$62,527.00	\$8,898.00	\$0.00	14.23%
National Caregiving Foundation	1	\$2,408,006.00	\$336,000.00	\$2,140,428.00	13.95%
Fire Victims Charitable Foundation Inc	2	\$731,422.49	\$101,930.82	\$0.00	13.94%
Police Protective Fund	2	\$82,678.00	\$11,453.97	\$0.00	13.85%
Cancer Center for Detection and Prevention (f/k/a Pacific West Cancer Fund)	1	\$445,510.95	\$59,766.71	\$183,106.05	13.42%
World Wildlife Fund Inc	4	\$1,884,452.54	\$238,031.64	\$85,077.55	12.63%
American Institute for Cancer Research	1	\$1,152,143.43	\$144,434.84	\$0.00	12.54%
American Breast Cancer Foundation Inc	2	\$122,748.50	\$15,370.11	\$24,568.00	12.52%
United States Ski Team Foundation	1	\$92,122.00	\$11,447.60	\$54,948.00	12.43%
Sojourners	1	\$25,403.05	\$3,101.39	\$0.00	12.21%
Cancer Fund of America Inc	3	\$3,475,308.41	\$423,922.29	\$278,470.59	12.20%

DATA OBTAINED FROM INTERIM AND CLOSING STATEMENTS FILED BY PROFESSIONAL FUND RAISERS

CHARITABLE ORGANIZATION	# OF CAMPAIGNS	GROSS RECEIPTS	NET TO CHARITY	UNCOLLECTED PLEDGES	% TO CHARITY
Kids Wish Network Inc	1	\$749,878.00	\$89,985.00	\$1,717,725.00	12.00%
National Cancer Coalition Inc	1	\$1,499,216.00	\$179,905.92	\$1,520,355.00	12.00%
Reach Our Children Inc	1	\$66,575.90	\$7,989.11	\$39,291.10	12.00%
Heart Support of America Inc	1	\$423,777.25	\$48,885.70	\$200,544.75	11.54%
Big Flats Masonic Lodge #378	1	\$9,008.00	\$1,001.00	\$2,228.00	11.11%
National Veterans Services Fund Inc	1	\$434,667.00	\$48,162.67	\$68,696.00	11.08%
Committee for Missing Children Inc	2	\$2,529,931.50	\$277,716.13	\$1,911,511.00	10.98%
Childrens Leukemia Research Association Inc	1	\$1,411,471.25	\$145,963.32	\$1,314,770.75	10.34%
Planetary Society	1	\$56,338.00	\$5,825.40	\$34,438.00	10.34%
Association for Disabled Firefighters Inc	1	\$880,342.00	\$88,034.20	\$0.00	10.00%
Association for Firefighters and Paramedics Inc	3	\$442,593.05	\$44,259.31	\$0.00	10.00%
Caring For Our Children Foundation	1	\$83,195.00	\$8,319.50	\$0.00	10.00%
Coalition of Police and Sheriffs Inc	1	\$68,997.00	\$6,899.70	\$0.00	10.00%
Disabled Firefighters Fund	1	\$567,393.00	\$56,739.30	\$0.00	10.00%
Long Island Responds	1	\$199,547.00	\$19,954.70	\$0.00	10.00%
Margaret Woodbury Strong Museum	1	\$18,349.00	\$1,783.00	\$0.00	9.72%
Heritage Foundation Inc (DC)	1	\$627,038.00	\$54,704.00	\$413,971.00	8.72%
Arthritis Foundation	1	\$94,601.37	\$7,235.60	\$0.00	7.65%
Farm Sanctuary Inc	1	\$33,243.00	\$1,924.58	\$18,622.00	5.79%
Citizens Against Government Waste	1	\$37,037.00	\$1,444.00	\$28,990.00	3.90%
New York AMVETS Inc	1	\$387,528.33	\$12,000.00	\$0.00	3.10%
National Right to Life Committee Inc	3	\$5,780,300.07	\$137,619.53	\$4,128,892.00	2.38%
National Wildlife Federation	2	\$995,734.00	\$1,787.00	\$717,623.00	0.18%

DATA OBTAINED FROM INTERIM AND CLOSING STATEMENTS FILED BY PROFESSIONAL FUND RAISERS

CHARITABLE ORGANIZATION	# OF CAMPAIGNS	GROSS RECEIPTS	NET TO CHARITY	UNCOLLECTED PLEDGES	% TO CHARITY
American Federation of Police and Concerned Citizens	1	\$2,316.00	\$0.00	\$0.00	0.00%
Foundation for Moral Law Inc	1	\$474,124.90	\$0.00	\$0.00	0.00%
United Spinal Association Inc	1	\$193,299.76	\$0.00	\$0.00	0.00%
Alliance for Marriage	1	\$12,607.74	(\$8.20)	\$0.00	-0.07%
Alliance Defense Fund	1	\$26,872.94	(\$467.60)	\$0.00	-1.74%
International Wildlife Coalition Inc	1	\$4,735.00	(\$105.96)	\$0.00	-2.24%
Oceana Inc	1	\$25,302.00	(\$843.34)	\$16,133.00	-3.33%
American Association of University Women Inc	1	\$289,634.00	(\$22,321.00)	\$0.00	-7.71%
Diabetes Research and Wellness Foundation Inc	1	\$29,185.00	(\$8,215.00)	\$0.00	-28.15%
American Farmland Trust	1	\$22,080.00	(\$6,399.00)	\$0.00	-28.98%
National Osteoporosis Foundation (The)	1	\$3,845.00	(\$1,855.00)	\$0.00	-48.24%
International Fund for Animal Welfare Inc	1	\$94,578.00	(\$54,287.00)	\$0.00	-57.40%
Roswell Park Alliance Foundation	1	\$486,555.94	(\$303,512.37)	\$1,118,676.40	-62.38%
Simon Wiesenthal Center	1	\$50,415.00	(\$38,041.00)	\$64,266.00	-75.46%
Family Research Council Inc	1	\$2,032.79	(\$1,535.94)	\$0.00	-75.56%
Ocean Conservancy Inc	1	\$10,276.00	(\$8,653.36)	\$1,194.00	-84.21%
North Shore Animal League America Inc	2	\$88,727.00	(\$102,384.79)	\$59,186.00	-115.39%
Native American Rights Fund	1	\$11,693.00	(\$13,902.00)	\$0.00	-118.89%
Student Conservation Association Inc	1	\$4,295.00	(\$5,354.28)	\$0.00	-124.66%
National Taxpayers Union	1	\$1,671.00	(\$4,400.00)	\$3,504.00	-263.32%
State University of New York New Paltz Foundation Inc	1	\$2,525.67	(\$7,392.33)	\$3,918.22	-292.69%
TOTALS	582	\$189,559,170.60	\$73,188,921.32	\$48,257,521.86	38.61%

DATA OBTAINED FROM INTERIM AND CLOSING STATEMENTS FILED BY PROFESSIONAL FUND RAISERS

TABLE 6
Total Retained by Charity -
Aggregated By
Professional Fund Raiser
2005 Telemarketing Campaigns

PROFESSIONAL FUND RAISER	# OF CAMPAIGNS	GROSS RECEIPTS	NET TO CHARITY	UNCOLLECTED PLEDGES	% TO CHARITY
JMJ Events Inc	1	\$13,075.00	\$16,000.00	\$0.00	122.37%
RuffaloCODY LLC	1	\$338,830.25	\$248,793.70	\$83,052.00	73.43%
SD&A Teleservices Inc	7	\$4,721,087.00	\$3,319,405.72	\$472,177.00	70.31%
Harris Direct	2	\$2,385,703.22	\$1,649,254.87	\$409,169.00	69.13%
Treasure State Development Corporation	1	\$86,300.00	\$57,821.00	\$0.00	67.00%
DCM Inc	14	\$5,801,087.98	\$3,829,238.63	\$109,736.00	66.01%
Phoenix Resource Group Inc	1	\$631,304.00	\$407,304.00	\$0.00	64.52%
IDC Ltd	2	\$2,863,940.20	\$1,684,588.50	\$1,625,301.63	58.82%
Lester Inc	5	\$555,206.67	\$320,719.67	\$424,533.22	57.77%
Infocision Management Corporation	30	\$17,370,482.00	\$10,022,175.79	\$0.00	57.70%
Phone Bank Systems Inc	2	\$330,360.07	\$188,792.50	\$100,176.93	57.15%
Niagara Frontier Advertising Associates Inc	4	\$85,195.96	\$46,850.00	\$0.00	54.99%
Capital District Callers Inc	10	\$597,115.00	\$319,085.72	\$0.00	53.44%
Telecomp Inc	6	\$2,328,948.08	\$1,227,738.85	\$0.00	52.72%
Outreach Associates Inc	20	\$7,649,741.44	\$3,893,151.96	\$0.00	50.89%
Futuremarket Telecenter Inc	1	\$107,679.19	\$54,783.53	\$0.00	50.88%
Donor Services Group LLC	7	\$5,054,181.00	\$2,510,190.00	\$2,592,915.00	49.67%
Aria Communications Corporation	2	\$271,891.48	\$134,306.12	\$132,854.52	49.40%
Sage Group LLC (The)	1	\$470,990.00	\$227,830.00	\$302,667.00	48.37%
MJM & Associates Inc	2	\$60,084.00	\$28,478.34	\$35,998.00	47.40%
Nordel Publishing Inc	6	\$350,604.42	\$165,513.57	\$0.00	47.21%
Share Group Inc	54	\$18,100,298.00	\$8,331,171.00	\$0.00	46.03%
Telefund Inc	27	\$11,012,574.27	\$5,043,627.17	\$6,182,067.61	45.80%

DATA OBTAINED FROM INTERIM AND CLOSING STATEMENTS FILED BY PROFESSIONAL FUND RAISERS

PROFESSIONAL FUND RAISER	# OF CAMPAIGNS	GROSS RECEIPTS	NET TO CHARITY	UNCOLLECTED PLEDGES	% TO CHARITY
Northeastern Advertising (Morgan, William J)	16	\$418,764.50	\$189,586.23	\$0.00	45.27%
ComNet Marketing Group Inc	8	\$293,308.30	\$131,211.08	\$44,307.01	44.73%
Univision Marketing Group Inc	1	\$12,423.50	\$5,363.86	\$0.00	43.18%
Heritage Company Inc (The)	13	\$23,786,174.12	\$9,988,180.23	\$8,222,204.27	41.99%
Factor Direct Ltd	27	\$7,050,710.69	\$2,922,631.69	\$3,322,499.00	41.45%
Tan Productions Inc	13	\$548,928.00	\$222,458.85	\$0.00	40.53%
Event Marketing (Narde, James E)	14	\$674,921.75	\$268,781.26	\$0.00	39.82%
D & D Telemarketing Inc	3	\$359,840.00	\$137,870.00	\$0.00	38.31%
Community Services Inc	3	\$182,836.00	\$69,432.56	\$0.00	37.98%
National Benefit Company	2	\$276,137.75	\$99,549.46	\$0.00	36.05%
Vee Concepts of New York Inc	4	\$162,769.00	\$57,986.99	\$16,900.00	35.63%
Badge Publications (Littlejohn, James N)	2	\$82,836.00	\$28,992.60	\$0.00	35.00%
D & R Communications (Sadofsky, David)	1	\$71,540.00	\$25,039.00	\$0.00	35.00%
Insight Enterprises Inc	1	\$28,190.00	\$9,866.50	\$0.00	35.00%
Municipal Marketing (Forsyth, David)	8	\$328,476.00	\$113,454.14	\$0.00	34.54%
Public Interest Communications Inc	16	\$3,655,118.67	\$1,245,924.23	\$881,719.90	34.09%
JNK Enterprises Inc	3	\$239,440.00	\$81,252.00	\$0.00	33.93%
Holmac Telecommunications Inc	4	\$644,098.00	\$216,306.55	\$0.00	33.58%
S & M Enterprises Inc	7	\$350,099.00	\$114,605.96	\$4,400.00	32.74%
Tele-Response Center Inc	4	\$4,053,402.65	\$1,311,657.97	\$925,319.25	32.36%
Mac Communications (MacDonald, John T)	1	\$167,363.59	\$52,608.87	\$0.00	31.43%
Mako Enterprises (Grimm, Robert)	3	\$39,933.00	\$12,321.00	\$0.00	30.85%
Campaign Headquarters Inc	5	\$412,138.61	\$124,595.04	\$0.00	30.23%

DATA OBTAINED FROM INTERIM AND CLOSING STATEMENTS FILED BY PROFESSIONAL FUND RAISERS

PROFESSIONAL FUND RAISER	# OF CAMPAIGNS	GROSS RECEIPTS	NET TO CHARITY	UNCOLLECTED PLEDGES	% TO CHARITY
Suffolk Productions Inc	8	\$1,081,371.00	\$325,964.00	\$0.00	30.14%
Starlet Music Productions (Corbett, Herbert)	2	\$120,242.00	\$35,992.50	\$0.00	29.93%
Trooper Publishing Inc	1	\$330,180.26	\$96,138.51	\$0.00	29.12%
Gotham Productions Inc	12	\$731,521.25	\$212,050.06	\$0.00	28.99%
Spotlight Music Productions Inc	7	\$352,538.00	\$99,278.20	\$0.00	28.16%
Gordon & Schwenkmeyer Inc	3	\$313,303.95	\$87,072.09	\$0.00	27.79%
Royalty Services Inc	10	\$575,916.00	\$157,415.67	\$0.00	27.33%
Island Marketing Concepts Inc	5	\$845,930.00	\$225,285.35	\$0.00	26.63%
MDS Communications Corporation	15	\$9,766,516.00	\$2,536,101.00	\$6,189,105.00	25.97%
Citizens We Care	1	\$62,554.00	\$15,638.50	\$12,908.00	25.00%
TCB Enterprises Inc	4	\$337,779.00	\$80,275.75	\$1,400.00	23.77%
Caring People Enterprises Inc	9	\$742,385.54	\$176,198.87	\$0.00	23.73%
EARTHtel Inc	8	\$2,215,543.00	\$508,593.34	\$157,872.00	22.96%
A. D. P. Publications Inc	1	\$112,840.00	\$25,326.00	\$0.00	22.44%
Civic Partners (Warburton, Donald)	2	\$203,242.00	\$45,196.00	\$0.00	22.24%
All Star Productions (Messmore, Barbara)	6	\$57,780.00	\$12,522.05	\$21,136.00	21.67%
Campaign Center Inc (The)	13	\$2,097,189.25	\$452,708.25	\$0.00	21.59%
Stage Door Music Productions Inc	27	\$2,546,963.86	\$548,738.06	\$0.00	21.54%
Integral Resources Inc	3	\$1,080,906.96	\$228,996.00	\$841,286.80	21.19%
J.E.K. Marketing Inc	1	\$389,108.50	\$78,908.17	\$0.00	20.28%
Concerned Community Group Inc	3	\$59,516.00	\$11,955.00	\$0.00	20.09%
Gelmar Ltd	1	\$44,852.00	\$8,970.00	\$0.00	20.00%
Contract Communications Inc	3	\$3,029,121.00	\$563,309.00	\$1,211,968.00	18.60%

DATA OBTAINED FROM INTERIM AND CLOSING STATEMENTS FILED BY PROFESSIONAL FUND RAISERS

PROFESSIONAL FUND RAISER	# OF CAMPAIGNS	GROSS RECEIPTS	NET TO CHARITY	UNCOLLECTED PLEDGES	% TO CHARITY
Safety Publications Inc	2	\$825,059.86	\$152,093.82	\$0.00	18.43%
Civic Development Group LLC	6	\$8,190,731.00	\$1,438,025.00	\$0.00	17.56%
Standard Call (The) (Sandone, Michael A)	2	\$10,728.30	\$1,881.82	\$0.00	17.54%
Marketing Squad Inc	11	\$1,791,118.00	\$311,132.00	\$0.00	17.37%
Mure Associates Inc	4	\$569,214.00	\$96,948.66	\$0.00	17.03%
ABC Productions (Cowan, Christopher & Pitt, Terry)	1	\$37,531.00	\$6,004.96	\$0.00	16.00%
Midwest Publishing-DN Inc	6	\$1,414,503.61	\$224,816.11	\$0.00	15.89%
Barry E Schmoyer & Associates Inc	2	\$37,767.79	\$5,814.57	\$62,727.21	15.40%
New Age Services Ltd	2	\$788,864.00	\$118,329.60	\$913,280.00	15.00%
New Liberty Promotions Inc	4	\$1,593,516.40	\$236,593.25	\$0.00	14.85%
LAS LLC	3	\$4,505,815.00	\$651,810.00	\$0.00	14.47%
Bee LC	6	\$2,482,477.91	\$357,173.01	\$893,364.59	14.39%
Reese Teleservices Inc	2	\$3,157,884.00	\$425,985.00	\$3,858,153.00	13.49%
Xentel America Inc	3	\$798,195.09	\$104,995.00	\$0.00	13.15%
Data Communications Inc	2	\$50,891.00	\$6,685.92	\$0.00	13.14%
Xentel Inc	9	\$7,274,120.31	\$953,947.19	\$6,450,750.82	13.11%
Allan C Hill Productions Inc	2	\$84,934.40	\$10,192.13	\$63,859.10	12.00%
Theodore Productions Inc	1	\$9,008.00	\$1,001.00	\$2,228.00	11.11%
DialAmerica Marketing Inc	1	\$2,296,651.00	\$244,690.00	\$1,689,486.00	10.65%
S & E Marketing Ltd	3	\$1,516,732.00	\$151,673.20	\$0.00	10.00%
TOTALS	582	\$189,559,170.60	\$73,188,921.32	\$48,257,521.86	38.61%

DATA OBTAINED FROM INTERIM AND CLOSING STATEMENTS FILED BY PROFESSIONAL FUND RAISERS

TABLE 7
Professional Fund Raisers-
Contact Information
2005 Telemarketing Campaigns

PROFESSIONAL FUND RAISER	ADDRESS	CITY	STATE	ZIP	TELEPHONE #	CONTACT PERSON
A. D. P. Publications Inc	2024 West Henrietta Road Building #4	Rochester	NY	14623	(585) 272-7232	Mr. Donald Stahl
ABC Productions (Cowan, Christopher & Pitt, Terry)	107 State Street	Schenectady	NY	12305	(518) 382-0497	Mr. Christopher Cowan
All Star Productions (Messmore, Barbara)	1102 Keyes Avenue	Schenectady	NY	12309	(518) 393-2006	Ms. Barbara Messmore
Allan C Hill Productions Inc	4463 Ashton Road, Suite A	Sarasota	FL	34233	(941) 923-4758	Mr. Allan Hill
Aria Communications Corporation	717 West St Germain Street	St. Cloud	MN	56301	(320) 259-5206	Ms. Camille A. Zumwalde
Badge Publications (Littlejohn, James N)	15 Tracy Street	Massena	NY	13662	(315) 764-1224	Mr. James Littlejohn
Barry E Schmoyer & Associates Inc	1747 Independence Boulevard, Unit E8	Sarasota	FL	34234	(941) 953-4447	Mr. Barry E. Schmoyer
Bee LC	6849 Old Dominion Drive, Suite 315	McLean	VA	22101	(703) 761-0774	Mr. Reggie Gwira
Campaign Center Inc (The)	189 South Wellwood Avenue, Suite B	Lindenhurst	NY	11757	(631) 226-5200	Mr. Garrett Morgan
Campaign Headquarters Inc	319 Wheatfield Street	North Tonawanda	NY	14120	(716) 694-1251	Mr. Michael Ryan
Capital District Callers Inc	395 Saratoga Road	Scotia	NY	12305	(518) 372-3645	Mr. Paul Zeissler
Caring People Enterprises Inc	1899 Dewey Avenue	Rochester	NY	14615	(585) 663-6350	Mr. Kenneth J. Dean
Citizens We Care	215 Country Route 89	Oswego	NY	13126	(315) 343-0517	Ms. Linda Burdick
Civic Development Group LLC	425 Raritan Center Parkway	Edison	NJ	08837	(732) 512-9800	Ms. Kirsten Evers
Civic Partners (Warburton, Donald)	277 State Street, Suite 210	Schenectady	NY	12305	(518) 372-7550	Mr. Donald Warburton
Community Services Inc	25 Gale Court	Torrington	CT	06790	(860) 496-5000	Ms. Lisa M.P. Toughlian
ComNet Marketing Group Inc	1214 Stowe Avenue	Medford	OR	97501	(541) 734-2565	Mr. Bruce Hough
Concerned Community Group Inc	14 Brandon Road	Lawrenceville	NJ	08648	(609) 844-0449	Ms. Dominique Smollon
Contract Communications Inc	3630 South Plaza Trail	Virginia Beach	VA	23452	(757) 486-7400	Mr. James P. Wootton
D & D Telemarketing Inc	841 Portion Road, Suite E	Ronkonkoma	NY	11779	(631) 737-5760	Mr. Donald Urbanski
D & R Communications (Sadofsky, David)	850 Bronx River Road, Room 105	Yonkers	NY	10708	(914) 375-5739	Mr. David Sadofsky
Data Communications Inc	4751 Rt 42 South, Suite B	Turnersville	NJ	08012	(856) 629-1500	Mr. Damian Muziani
DCM Inc	45 Main Street, Suite 816	Brooklyn	NY	11201	(718) 488-5577	Mr. Eric Nelson

PROFESSIONAL FUND RAISER	ADDRESS	CITY	STATE	ZIP	TELEPHONE #	CONTACT PERSON
DialAmerica Marketing Inc	960 Macarthur Boulevard	Mahwah	NJ	07495	(201) 327-0200	Ms. Megan Janovsky
Donor Services Group LLC	11500 Olympic Boulevard, Suite 540	Los Angeles	CA	90064	(310) 788-9000	Mr. Thomas Siegel
EARTHtel Inc	2030 Franklin Street	Oakland	CA	94612	(510) 645-1810	Mr. Norris Mottley
Event Marketing (Narde, James E)	156 Lilac Drive	Horseheads	NY	14845	(607) 796-2457	Mr. James Narde
Facter Direct Ltd	11500 West Olympic Boulevard, Suite 540	Los Angeles	CA	90064	(310) 788-9000	Mr. Thomas Siegel
Futuremarket Telecenter Inc	5809 Patton Street	Corpus Christi	TX	78414	(361) 939-7175	Ms. Sally Emch
Gelmar Ltd	P O Box 163	Glen Head	NY	11545	(561) 504-8769	Ms. Roni Gelman
Gordon & Schwenkmeyer Inc	300 North Sepulveda Boulevard, Suite 2050	El Segundo	CA	90245	(310) 615-2308	Ms. Jennifer LaCroix
Gotham Productions Inc	127 Mohawk Avenue	Scotia	NY	12302	(518) 347-1095	Mr. Steve Palmer
Harris Direct	23241 Ventura Boulevard, Suite 104	Woodland Hills	CA	91364	(818) 222-3470	Mr. James Harris
Heritage Company Inc (The)	2402 Wildwood Avenue, Suite 500	Sherwood	AR	72120	(501) 835-5000	Mr. John C. Braune
Holmac Telecommunications Inc	35 E. Grassy Sprain Road, Suite 4	Yonkers	NY	10710	(914) 337-6117	Mr. Patrick McCabe
IDC Ltd	2500 Paseo Verde Parkway	Henderson	NV	89074	(702) 450-1000	Ms. Autumn L. Carriker
Infocision Management Corporation	325 Springside Drive	Akron	OH	44333	(330) 668-1400	Ms. Kathleen M. Gadd
Insight Enterprises Inc	133 Cole Bank Road	Saugerties	NY	12477	(845) 246-6663	Mr. Ronald Jack Brent
Integral Resources Inc	1972 Massachusetts Avenue	Cambridge	MA	02140	(573) 874-1263	Mr. David McGinness
Island Marketing Concepts Inc	2938 Hempstead Turnpike, Suite 101	Levittown	NY	11756	(516) 520-5100	Mr. David Kleinman
J.E.K. Marketing Inc	115 Taft Crescent	Centerport	NY	11721	(631) 424-0615	Mr. John Kuenzler
JMJ Events Inc	135 Forestview Drive	Depew	NY	14043	(716) 316-2380	Mr. James Brennan
JNK Enterprises Inc	300 Hamilton Avenue, Suite 414	White Plains	NY	10601	(914) 448-9400	Mr. Joseph Taglia
LAS LLC	4200 Wisconsin Avenue, Suite 106-115	Washington	DC	20016	(202) 393-0220	Mr. Dean Kuzminski
Lester Inc	19 Business Park Drive	Branford	CT	06405	(203) 488-5265	Ms. Joan Marcus
Mac Communications (MacDonald, John T)	253 Blue Hill Road	Hopewell Jct	NY	12533	(845) 227-1994	Mr. John MacDonald
Mako Enterprises (Grimm, Robert)	P O Box 1560	Monticello	NY	12701	(845) 791-8021	Mr. Robert Grimm

DATA OBTAINED FROM REGISTRATION STATEMENTS FILED BY PROFESSIONAL FUND RAISERS

PROFESSIONAL FUND RAISER	ADDRESS	CITY	STATE	ZIP	TELEPHONE #	CONTACT PERSON
Marketing Squad Inc	1166 Brooks Avenue	Rochester	NY	14624	(585) 340-5902	Mr. Scott Dean
MDS Communications Corporation	545 West Juanita Avenue	Mesa	AZ	85210	(480) 752-8140	Mr. Jonathan Mount
Midwest Publishing-DN Inc	19900 West 9 Mile Road #208	Southfield	MI	48075	(602) 943-1244	Ms. Leann Coakley
MJM & Associates Inc	4241 11 th Avenue NE	Seattle	WA	98105	(206) 545-8800	Mr. Mardell Moore
Municipal Marketing (Forsyth, David)	5620 Business Avenue, Suite H-8	Cicero	NY	13039	(315) 458-7231	Mr. David Forsyth
Mure Associates Inc	1919 Middle Country Road, Suite 301	Centereach	NY	11720	(631) 585-5030	Ms. Lillian Kleppe
National Benefit Company	18 Cliff Street	Waterbury	CT	06710	(203) 574-0135	Ms. Gail Zotto
New Age Services Ltd	6914 New Utrecht Avenue	Brooklyn	NY	11228	(718) 256-8883	Mr. Peter DeGregorio
New Liberty Promotions Inc	522 Brick Boulevard	Brick	NJ	08723	(732) 477-7767	Ms. Karen Hentschel
Niagara Frontier Advertising Associates Inc	43 Central Avenue	Lancaster	NY	14086	(716) 683-7730	Ms. Terri M. Mahon
Nordel Publishing Inc	6 Arbor Lane	Clifton Park	NY	12065	(518) 383-2506	Mr. Norbert Fleisig
Northeastern Advertising (Morgan, William J)	325 Noble Street	Elmira	NY	14901	(607) 732-5447	Mr. William Morgan
Outreach Associates Inc	2100 Wharton Street, Birmingham Towers	Pittsburgh	PA	15203	(412) 381-2300	Ms. Meg Alarcon
Phoenix Resource Group Inc	219 N. Milwaukee Street	Milwaukee	WI	53202	(414) 276-9333	Ms. Susan Bennett
Phone Bank Systems Inc	4990 Northwind Drive, #235	East Lansing	MI	48823	(517) 332-1500	Ms. Sarah Shaw
Public Interest Communications Inc	7700 Leesburg Pike, Suite 301 North	Falls Church	VA	22043	(703) 847-8300	Mr. Dale Chesler
Reese Teleservices Inc	925 Penn Avenue	Pittsburgh	PA	15222	(412) 355-0800	Mr. David Farr
Royalty Services Inc	5 Collins Drive	Queensbury	NY	12804	(518) 793-2800	Mr. Anthony Poulos
RuffaloCODY LLC	65 Kirkwood North Road, S.W.	Cedar Rapids	IA	52404	(319) 362-7483	Mr. Duane J. Jasper
S & E Marketing Ltd	861 Chelsea Terrace	Union	NJ	07083	(908) 964-4911	Mr. Robert Raskin
S & M Enterprises Inc	88 Carver Street	Waterbury	CT	06708	(203) 910-5281	Mr. Carmen J. Mallamaci
Safety Publications Inc	1360 Landmeier Road	Elk Grove	IL	60007	(224) 366-1900	Mr. Adam Herdman
Sage Group LLC (The)	6825 Chelsea Road	McLean	VA	22101	(703) 624-8315	Ms. Soraya Radwan
SD&A Teleservices Inc	101 Continental Boulevard, Suite 400	El Segundo	CA	90245	(310) 760-0770	Mr. Paul S. Papich

DATA OBTAINED FROM REGISTRATION STATEMENTS FILED BY PROFESSIONAL FUND RAISERS

PROFESSIONAL FUND RAISER	ADDRESS	CITY	STATE	ZIP	TELEPHONE #	CONTACT PERSON
Share Group Inc	99 Dover Street	Somerville	MA	02144	(617) 629-4500	Mr. Howard Cloth
Spotlight Music Productions Inc	820 Hamilton Avenue	Waterbury	CT	06706	(203) 574-4108	Mr. James Gravel
Stage Door Music Productions Inc	567 Watertown Avenue	Waterbury	CT	06708	(203) 575-0766	Mr. William Albino
Standard Call (The) (Sandone, Michael A)	87 Glenhurst Road	Tonawanda	NY	14150	(716) 834-5087	Mr. Michael A. Sandone
Starlet Music Productions (Corbett, Herbert)	125 Summit Road	Prospect	CT	06712	(203) 778-6866	Mr. Herbert Corbett
Suffolk Productions Inc	1732 Great Neck Road	Copiague	NY	11726	(631) 789-8900	Mr. Deborah Cromarty
Tan Productions Inc	2468 North Jerusalem Road	N. Bellmore	NY	11710	(516) 679-2200	Mr. Robert Thomas
TCB Enterprises Inc	685 East 187th Street	Bronx	NY	10458	(718) 367-8810	Mr. Stephen Decoro
Tele-Response Center Inc	9350 Ashton Road, Suite 202	Philadelphia	PA	19114	(215) 333-5900	Ms. Jennifer Lyons
Telecomp Inc	3375 Brighton Henrietta Townline Road	Rochester	NY	14623	(585) 272-1160	Ms. Stephanie Tripp
Telefund Inc	P O Box 120557	Boston	MA	02112	(617) 482-6882	Mr. Hyam Kramer
Theodore Productions Inc	1325 N. West Street	Carlisle	PA	17013	(717) 254-1286	Ms. Kimberly Hill
Treasure State Development Corporation	#10 Microwave Hill Road	Montana City	MT	59634	(406) 449-0414	Ms. Pam Dziekonski
Trooper Publishing Inc	505 Palmer Avenue	Falmouth	MA	02540	(508) 540-5051	Ms. Andrea Bennett
Univision Marketing Group Inc	6 Lansing Square, Suite 100	Toronto	Ontario	M2J 1T5	(416) 335-9800	Mr. Steve Hubley
Vee Concepts of New York Inc	270 West 17 th Street	Elmira Heights	NY	14903	(607) 795-5211	Mr. Todd Van Houten
Xentel America Inc	900 S.E. 3 rd Avenue, Suite 201	Ft Lauderdale	FL	33316	(954) 522-5200	Ms. Donna M. Wagoner
Xentel Inc	101 N.E. 3 rd Avenue, Suite 203	Ft Lauderdale	FL	33301	(954) 522-5200	Ms. Donna M. Wagoner

DATA OBTAINED FROM REGISTRATION STATEMENTS FILED BY PROFESSIONAL FUND RAISERS